

HARRIS COUNTY UTILITY DISTRICT NO. 16
Minutes of Meeting of Board of Directors
September 12, 2024

The Board of Directors of Harris County Utility District No. 16 met at 3700 Buffalo Speedway, Suite 830, Houston, Harris County, Texas on Thursday, September 12, 2024, in accordance with the posted notice of meeting, and the roll was called of the members of the Board:

Patricia A. Tope, President
Susan Wescott, Vice President
Michele Z. Womack, Secretary
Manny Mones, Asst. Secretary
Marilyn Daniel, Treasurer

and all were present, except Director Womack, thus constituting a quorum.

Also present were Danielle Harleston of B&A Municipal Tax Services, LLC (“B&A”); Ravi Patel of Municipal Accounts & Consulting, L.P. (“MAC”); Tina Felkai of Inframark, LLC (“Inframark”); Chris Burke of Burke Engineering, LLC; Michael Willett of Touchstone District Services; Loren Morales of Rathmann & Associates, L.P.; and Rebecca Donaldson and Kara Richardson of Marks Richardson PC (“MRPC”).

The Vice President called the meeting to order and declared it open for such business as might regularly come before it.

The Board deferred comments from the public, as no members of the public were present.

The Board next considered approval of the minutes of the August 8, 2024, meeting. After review and discussion, Director Wescott made a motion to approve the minutes of the meeting as written. Director Daniel seconded the motion, which passed unanimously.

Director Tope entered the meeting.

The Board next received the Financial Advisor’s recommendation concerning the establishment of the District’s 2024 tax rate. In that regard, Mr. Morales of Rathmann distributed to the Board the attached Tax Rate Analysis, which included the financial advisor’s recommendation that the District levy a 2024 debt service tax rate of \$0.32 per \$100 of valuation and a 2024 maintenance tax rate of \$0.32 per \$100 of valuation. After discussion, Director Wescott made a motion authorizing the District’s Tax Assessor/Collector to publish notice of a public hearing to be held at the District’s next regular meeting on the adoption of a proposed 2024 debt service tax rate of \$0.32 per \$100 of valuation and a 2024 maintenance tax rate of \$0.32 per \$100 of valuation for a total tax rate of \$0.64 per \$100.00 of assessed valuation. Director Tope seconded the motion, which passed unanimously.

Mr. Patel and Ms. Lumingas entered the meeting.

The Board deferred consideration of a report on the status of garbage collection services.

Mr. Morales exited the meeting.

The Board reviewed the attached August 2024 Monthly Contract Statistics report from the Harris County Constable, Precinct 4 relative to security services in the District.

Ms. Harleston presented the attached tax assessor-collector report for the month of February from B&A. She reported that the District has collected 98.61% of the 2023 taxes as of August 31, 2024. After review and discussion of the report presented, Director Mones made a motion to approve the report and to authorize payment on the disbursements identified in the report. Director Tope seconded the motion, which passed unanimously.

The Board next discussed the status of the District's delinquent tax accounts. Ms. Harleston distributed the attached District's Delinquent Tax Roll as of August 31, 2024. She also presented the written report dated September 6, 2024, prepared by the District's delinquent tax attorney, Ted A. Cox, P.C.

The Board next considered the financial and investment reports prepared by MAC and invoices presented for payment. Mr. Patel distributed the attached bookkeeping report, investment inventory report, and bills for payment. After review and discussion, Director Womack made a motion to approve payment on the Operating Fund Account at Central Bank of all checks, wires and disbursements shown in the bookkeeping report. Director Daniel seconded the motion, which passed unanimously.

The Board next considered adoption of an operating budget for fiscal year ending September 30, 2024. In that regard, Mr. Patel presented and reviewed the attached proposed operating budget with the Board. Mr. Patel stated that he will revise the budget to reflect the revenue of maintenance tax collections in the amount of \$1,507,652.00, as projected in Rathmann's Tax Rate Analysis. After discussion, Director Wescott made a motion to adopt the attached proposed operating budget. Director Tope seconded the motion, which passed unanimously.

The Board next considered the attached report from Inframark on the District's water, sanitary sewer, and storm sewer systems for the month of July. Ms. Felkai reported that the District accounted for 99.62% of the water pumped during the month, and the District operated its facilities in compliance with their respective permits.

Ms. Felkai next reported that the submersible process water pump on the number one (1) side at the Wastewater Treatment Plant ("WWTP") along with the 15-amp breaker and capacitors need replacing. She presented a quote from Allied Utility Construction ("AUC") for \$4,175.00 to replace the foregoing items. After discussion, Director Mones made a motion to approve the quote from AUC for \$4,175.00. Director Tope seconded the motion, which passed unanimously.

Ms. Felkai next requested that the Board authorize Inframark to turn over various delinquent accounts totaling \$429.20 to Collections Unlimited ("CU") as shown on the Operator's

Report. After discussion, Director Mones made a motion to authorize Inframark to turn over the subject accounts to CU, as identified in the Operator's Report. Director Tope seconded the motion, which passed unanimously.

Mr. Burke presented the attached engineer's report.

Mr. Burke reported that he had no updates to report on the Holigan development.

The Board deferred approval of plans and authorization of bids for the emergency interconnect with North Green Municipal Utility District ("NGMUD") as Mr. Burke noted that the project is still under design.

The Board next reviewed the bids for the replacement of hydro tank no. 1 at the Water Plant. Mr. Burke advised that he received the attached bids, all of which exceeded the maximum amount of \$150,000 allowed for solicited bids. He stated that two (2) of the contractors offered a substitute coating system which would reduce the bid amount from W.W. Payton to \$150,000. Mr. Burke advised that he has requested information regarding the coating system substitution and will provide a recommendation to the Board at the next meeting. After discussion, the Board concurred to defer the award of a contract to the next meeting.

The Board considered requests for and approval of utility commitments. Mr. Burke reported that he has reviewed the development drawings for Haley's Corner located at 929 E. Airtex. Mr. Burke advised that the project is currently under construction. He stated that Inframark will make taps, perform inspections and construct a fire line that runs across Airtex and connects to the property.

The Board next considered review and approval of a Bond Application Report ("BAR") relative to the proposed Series 2025 Bonds. Ms. Richardson advised that the proposed Series name has been renamed from Series 2024 to Series 2025 to reflect a more accurate timeline with respect to the issuance of the Bonds. Mr. Burke next presented the revised draft BAR cost summary to the Board which includes the addition of the generators to serve the District's three (3) lift stations. Mr. Burke stated that he will circulate the BAR to the District's consultants for final review. The Board next considered the review and approval of the revised, proposed cost summary in an amount not to exceed \$2,720,000, the BAR, and an Order Authorizing Application to the Texas Commission on Environmental Quality ("TCEQ") for Approval of Project and Bonds ("Order") relative to the District's proposed Series 2025 Bonds. After discussion, Director Tope made a motion to approve the cost summary, the revised BAR and the Order and to authorize the District's consultants to file the revised BAR with the TCEQ, pending finalization by the consultants. Director Mones seconded the motion, which passed unanimously.

Mr. Burke reported that the North Harris County Regional Water Authority ("NHCRWA") has begun work at the District's detention channel site to perform survey and geotechnical investigation for surface water lines that will eventually serve the District. Mr. Burke stated that each water authority is handling chloramine conversion differently, and the District's conversion timeline is contingent on the NHCRWA.

The Board deferred acceptance of site and/or easement conveyance and acceptance of conveyance of facilities constructed for operation and maintenance purposes.

The Board next considered the review and approval of the attached Official Intent Resolution relative to the installation of three (3) generators for the District's lift stations. After discussion, Director Wescott made a motion to approve the attached Official Intent Resolution. Director Tope seconded the motion, which passed unanimously.

The Board deferred considering the status of park maintenance as there was nothing new to report.

The Board deferred consideration on the status of the emergency water supply contract with North Green Municipal Utility District as Ms. Richardson had nothing new to report.


The Board deferred consideration of the status of the Central Harris County Regional Water Authority as there was nothing new to report.

Mr. Willett next reviewed the attached report from Touchstone District Services.

The Board next considered the adoption of an Order Declaring Candidates Elected. Ms. Richardson advised that in accordance with the Texas Election Code, the District may cancel the election after 5:00 p.m. on August 23, 2024, if each candidate whose name appears on the ballot and/or has registered as a write-in candidate is unopposed in such election and the Board of Directors of the District can declare such unopposed candidates elected or to be re-elected for an additional term. In that regard, Ms. Richardson presented a Certification of Unopposed Candidates declaring the candidates unopposed and the attached Order Declaring Candidates Elected. After discussion, Director Wescott made a motion to adopt the attached Order declaring Directors Daniel, Womack, and Mones re-elected for an additional term expiring in November of 2028, and to authorize the President to execute and the Secretary to attest same on behalf of the Board and the District. Director Tope seconded the motion, which passed unanimously.

The Board next considered the re-engagement of Touchstone District Services to provide election consulting services for the District for the proposed Bond Election to be held on May 3, 2025. Mr. Willett advised that Touchstone District Services plans to resume the services provided in the agreement previously approved by the Board on April 17, 2023, and noted that the pricing will remain the same. After discussion, Director Tope made a motion to resume the engagement of Touchstone District Services for the proposed Bond Election to be held on May 3, 2025. Director Mones seconded the motion, which passed unanimously.

There being no further business to come before the meeting, it was adjourned.


Assistant Secretary

ATTACHMENTS

- (1) Financial Advisor Report
- (2) Harris County Constable Report
- (3) Tax Assessor Reports
- (4) Bookkeeper Report
- (5) Operator Report
- (6) Engineering Report
- (7) Certificate for Order Authorizing Bond Series 2025 to the TCEQ
- (8) Official Intent Resolution
- (9) Touchstone Report
- (10) Certificate of Unopposed Candidates
- (11) Certificate for Order Declaring Candidates Elected
- (12) Order Declaring Candidates Elected

RATHMANN & ASSOCIATES, L.P.

8584 Katy Freeway, Suite 250
Houston, Texas 77024
Phone 713-751-1890
Fax 713-751-1891

Loren Morales
(713) 751-1894
Loren@rathmannassociates.com

September 12, 2024

Board of Directors
Harris County Utility District No. 16
c/o Ms. Kara Richardson
Marks Richardson P.C.
3700 Buffalo Speedway, Ste. 830
Houston, TX 77098

Re: 2024 Tax Recommendation

Directors:

Having reviewed the debt service requirements of the District's bonded indebtedness, the status of development of the District, the District's future debt needs, if any, and the trend of the District's Assessed Valuation, it is the recommendation of the undersigned that the District levy a debt service tax for 2024 of \$0.32 per \$100 of Assessed Valuation. Such a levy, together with interest earned from the investment of monies currently being held in the District's Debt Service Fund, will enable the District to adequately cover the District's 2025 debt service requirements. The undersigned reasonably believes that such debt service tax rate is suitable for the District from a financial perspective.

For an analysis that assumes a maintenance tax of \$0.32 per \$100 of Assessed Valuation for 2024, see "Operating Fund Maintenance Tax Rate Analysis" attached hereto.

The following calculations address the District's total 2023 tax levy and the recommended 2024 tax levy

	<u>2023</u>	<u>2024</u>
Debt Service	\$0.32	\$0.32
Maintenance	<u>0.32</u>	<u>0.32</u>
Total	\$0.64	\$0.64

Kindly contact the undersigned should you have any questions regarding this matter, or if I may be of any further service. Thank you for the opportunity to provide our services to the District since April 11, 2003, including the issuance of the outstanding bonds that have been previously issued by the District.

Sincerely,

RATHMANN & ASSOSSICATES, L.P.

Financial Advisor to the District

By: _____

Loren Morales

cc: Danielle Harleston, B&A Municipal Tax Service
Putri Tesalonika, Municipal Accounts & Consulting, L.P.
Rebecca Donaldson, Marks Richardson P.C.

HARRIS COUNTY UTILITY DISTRICT NO. 16

Tax Year 2024

Certified	\$424,265,800
Uncertified	<u>\$51,634,452</u>
	\$475,900,252

HISTORICAL ASSESSED VALUATIONS AND TAX RATES

<u>Year</u>	<u>Assessed Valuation</u>	<u>Difference</u>	<u>Growth</u>	<u>D/S</u>	<u>M&O</u>	<u>Total</u>
2023	\$466,467,852	\$53,539,783	12.97%	\$0.32	\$0.32	\$0.64
2022	\$412,928,069	\$35,938,175	9.53%	\$0.40	\$0.27	\$0.67
2021	\$376,989,894	\$35,857,796	10.51%	\$0.42	\$0.27	\$0.69

HARRIS CENTRAL APPRAISAL DISTRICT
HOUSTON, TEXAS

THE STATE OF TEXAS, }
COUNTY OF HARRIS. }

2024
CERTIFICATION OF APPRAISAL ROLL AND
LISTING OF PROPERTIES UNDER SECS. 26.01(c) AND (d)
FOR
HC UD 16

Pursuant to Section 26.01(a), Texas Tax Code, I hereby certify the 2024 appraisal roll of properties taxable by HC UD 16. The roll is delivered in electronic form.

The total appraised value now on the appraisal roll for this unit is: \$468,033,915

The taxable value now on the appraisal roll for this unit is: \$424,265,800

As required by Section 26.01(c), Texas Tax Code, I have included with your roll a listing of those properties which are taxable by the unit but which are under protest and are therefore not included in the appraisal roll values approved by the appraisal review board and certified above. My estimate of the total taxable value which will be assigned to such properties if the owners' claims are upheld by the appraisal review board is: \$21,017,784

Pursuant to Section 26.01(d), Texas Tax code, the estimated value of taxable property not under protest and not yet included on the certified appraisal roll, after hearing loss, is \$30,616,668

Signed this 30th day of August, 2024



Roland Altinger

Roland Altinger, CAE, RPA, CTA
Chief Appraiser

CR 424,265,800 • * +
HHS 21,017,784 • +
Aslath 30,616,668 • +
003
475,900,252 • *

ASSESSOR'S ACKNOWLEDGEMENT

As tax assessor/collector of the above-named taxing unit, I hereby acknowledge receipt of the certified 2024 appraisal roll on this the _____ day of _____, 2024



MUNICIPAL TAX SERVICE, LLC

Form 50-858

2024 Water District Voter-Approval Tax Rate Worksheet for Low Tax rate and Developing Districts

Harris County UD 16
Water District
13333 Northwest Freeway #620
Water District's Address, City, State, Zip code

713-900-2680
Phone(area code and Number)
info@bamunitax.com
Water District's Website Address

GENERAL INFORMATION: The Comptroller's office provides this worksheet to assist water districts in determining their voter-approval tax rate. The information provided in this worksheet is offered as technical assistance and not legal advice. Water districts should consult legal counsel for interpretations of law regarding tax rate preparation and adoption.

<input type="checkbox"/> Low tax rate water district (Water Code Section 49.23601).	<input checked="" type="checkbox"/> Developing water district (Water Code Section 49.23603)	<input type="checkbox"/> Developed water district in a declared disaster area (Water Code Section 49.23602(d))
--	--	--

SECTION 1: Voter-Approval Tax Rate

The voter-approval rate for low tax rate and developing water districts is the current year's debt service and contract tax rates plus the maintenance and operation (M&O) rate that would impose no more than 1.08 times the amount of M&O tax imposed by the water district in the preceding year on the average appraised value of a residence homestead in the water district. The average appraised value disregards any homestead exemption available only to people with disabilities or those age 65 or older.

The calculation process starts after the chief appraiser delivers to the taxing unit the certified appraisal roll or certified estimate of value and the estimated values of properties under protest. The designated officer or employee shall certify that the officer or employee has accurately calculated the tax rates and used values shown for the certified appraisal roll or certified estimate. The officer or employee submits the rates to the governing body by Aug 7 or as soon thereafter as practicable.

If any part of a developed water district is located in an area declared a disaster area during the current tax year by the governor or by the president, the board of the district may calculate the voter-approval tax rate in the manner provided in the Water Code Section 49.23601(a) and determine whether an election is required to approve the adopted tax rate in the manner provided in the Water Code Section 49.23601(c). In such cases, the developed water district may use this form to calculate its voter-approval tax rate.

Line	Worksheet	Amount/Rate
1.	2023 average appraised value of residence homestead	\$232,069
2.	2023 general exemptions available for the average homestead. Excluding age 65 or older or disabled person exemptions.	\$23,207
3.	2023 average taxable value of residence homestead. Line 1 minus Line 2.	\$208,862
4.	2023 adopted M&O tax rate.	0.320000 /\$100
5.	2023 M&O tax on average residence homestead. Multiply Line 3 by Line 4, divide by \$100	\$668.36
6.	Highest M&O tax on average residence homestead with increase. Multiply Line 5 by 1.08	\$721.82
7.	2024 average appraised value of residence homestead.	\$249,705
8.	2024 general exemptions available for the average homestead. Excluding age 65 or older or disabled person exemptions.	\$24,971
9.	2024 average taxable value of residence homestead. Line 7 minus Line 8.	\$224,734
10.	Highest 2024 M&O tax rate. Line 6 divided by Line 9, multiply by \$100.	0.321188 /\$100
11.	2024 debt tax rate.	0.000000 /\$100
12.	2024 contract tax rate.	0.000000 /\$100
13.	2024 voter-approval tax rate. Add lines 10, 11 and 12.	0.321188 /\$100

SECTION 2: Election Tax Rate

For a low tax rate water district, the election tax rate is the highest total tax rate the district may adopt without holding an automatic election to approve the adopted tax rate

For a developing water district, the election tax rate is the highest total tax rate the district may adopt before qualified voters of the district may petition for an election to lower the adopted tax rate.

If any part of a developed water district is located in an area declared a disaster area during the current tax year by the governor or by the president, the board of the district may calculate the election tax rates the highest tax rate the district may adopt without holding an automatic election to approve the adopted tax rate.

In these cases, the election tax rate is the rate that would impose 1.08 times the amount of tax imposed by the district in the preceding year on the average appraised value of a residence homestead in the water district. The average appraised value disregards any homestead exemption available only to people with disabilities or those age 65 or older.

Line	Description	Amount/Rate
14.	2023 average taxable value of residence homestead. Enter the amount from line 3.	\$208,862
15.	2023 adopted total tax rate.	0.640000 /\$100
16.	2023 total tax on average residence homestead. Multiply Line 14 by 15	\$1,336.72
17.	2024 Highest amount of taxes per average residence homestead. Multiply line 16 by 1.08	\$1,443.65
18.	2024 tax election rate. Divide Line 17 by Line 9 and multiply by \$100	0.642384

SECTION 3: Taxing Unit Representative name and Signature

Enter the name of the person preparing the voter-approval tax rate authorized by the governing body of the water district. By signing below, you certify that you are the designated officer or employee of the taxing unit and have calculated the tax rates in accordance with requirements in Water Code.

Avik Bonnerjee, RTA
 Printed Name of Water District Representative

nbi
 Water District Representative

 Date

HARRIS COUNTY UTILITY DISTRICT NO. 16

Tax Rate Analysis

2024 Tax Recommendation

Incl. \$2,720,000

Series 2025 Bonds

Year	Assessed Valuation	Tax Rate in \$'s	Tax Income @ 99.000%	I&S Fund Earnings	"Other" Income	Current Debt Service	Ending Balance	Coverage
2024	475,900,252	0.320000					1,599,278	0.9887
2025	475,900,252	0.320000	150,765	15,993	15,993	1,617,525	1,505,398	0.8722
2026	475,900,252	0.330000	1,507,652	15,054	15,054	1,726,000	1,302,104	0.7431
2027	475,900,252	0.340000	1,554,766	13,021	13,021	1,752,188	1,117,703	0.6402
2028	475,900,252	0.350000	1,601,880	11,177	11,177	1,745,788	984,972	0.5632
2029	475,900,252	0.350000	1,648,994	9,850	9,850	1,748,731	895,085	0.5122
2030	475,900,252	0.350000	1,648,994	8,951	8,951	1,747,475	805,556	0.4590
2031	475,900,252	0.350000	1,648,994	8,056	8,056	1,754,944	707,661	0.3984
2032	475,900,252	0.350000	1,648,994	7,077	7,077	1,776,163	587,569	0.3253
2033	475,900,252	0.350000	1,648,994	5,876	5,876	1,806,406	436,033	0.2424
2034	475,900,252	0.350000	1,648,994	4,360	4,360	1,799,081	290,307	0.1903
2035	475,900,252	0.350000	1,648,994	2,903	2,903	1,525,694	416,511	0.2706
2036	475,900,252	0.350000	1,648,994	4,165	4,165	1,539,006	530,664	0.3434
2037	475,900,252	0.350000	1,648,994	5,307	5,307	1,545,519	639,446	0.4124
2038	475,900,252	0.350000	1,648,994	6,394	6,394	1,550,431	744,404	0.4750
2039	475,900,252	0.350000	1,648,994	7,444	7,444	1,567,119	833,723	0.5361
2040	475,900,252	0.350000	1,648,994	8,337	8,337	1,555,213	935,842	0.5880
2041	475,900,252	0.350000	1,648,994	9,358	9,358	1,591,681	1,002,514	0.6469
2042	475,900,252	0.350000	1,648,994	10,025	10,025	1,549,681	1,111,852	0.6916
2043	475,900,252	0.350000	1,648,994	11,119	11,119	1,607,681	1,164,284	0.7220
2044	475,900,252	0.350000	1,648,994	11,643	11,643	1,612,494	1,212,427	0.7155
2045	475,900,252	0.350000	1,648,994	12,124	12,124	1,694,556	1,178,990	0.6949
2046	475,900,252	0.300000	1,648,994	11,790	11,790	1,696,619	1,143,155	0.9357
2047	475,900,252	0.110000	1,413,424	11,432	11,432	1,221,700	1,346,311	0.9998
2048	475,900,252	0.110000	518,255	13,463	13,463	1,346,588	531,441	0.9882
2049	475,900,252	0.110000	518,255	5,314	5,314	537,800	517,211	0.9542
2050	475,900,252	0.110000	518,255	5,172	5,172	542,063	498,576	0.9233
2051	475,900,252	0.110000	518,255	4,986	4,986	540,013	481,805	0.8891
2052	475,900,252	0.110000	518,255	4,818	4,818	541,913	462,965	0.8613
2053	475,900,252	0.110000	518,255	4,630	4,630	537,500	448,350	0.8272
2054	475,900,252	0.110000	518,255	4,484	4,484	542,038	429,052	0.0000
Totals			\$40,895,060	\$254,321		\$42,319,608		
Average Tax Rate ... 0.2835								
(a) Fund Balance at 09/02/2024 of \$1,599,278.00								
Less D/S Payment 0.00								
\$1,599,278.00								

Harris County Utility District No. 16

Operating Fund Maintenance Tax Rate Analysis

General Fund Balance as of 8/8/24	\$3,403,689
Annual Expenses from Proposed Budget (FYE 9/30/25)	\$2,908,293
Operating Fund Coverage	117%
Proposed Budgeted Maintenance Tax Revenue	\$1,470,200
Budgeted Surplus / (Deficit) (reflects \$100,000 in capital expenditures)	\$569,607

2024 Projected Maintenance Tax Revenue (@99% collections)

<u>2024 Certified Value</u>		<u>Maintenance Tax Rate</u>	<u>Tax Revenue*</u>	<u>Surplus Revenue</u>
\$475,900,252	X	\$0.32	\$1,507,652	\$607,059

* 1¢ = \$47,114 in tax revenue

Effect of Total Tax Rate

<u>2023 AVG Home Value</u>	<u>2023 AVG Bill @ \$0.64</u>	<u>Difference</u>	<u>% Change</u>
\$208,862	\$1,336.72		
<u>2024 AVG Home Value</u>	<u>2024 AVG Bill @* \$0.64</u>		
\$224,734	\$1,438.30	\$101.58	7.60%

* 1¢ = \$22.47 in average bill





HARRIS COUNTY CONSTABLE, PRECINCT 4

CONSTABLE MARK HERMAN

"Proudly Serving the Citizens of Precinct 4"

6831 Cypresswood Drive ★ Spring, Texas 77379 ★ (281) 376-3472 ★ www.ConstablePct4.com

Monthly Contract Stats

HARRIS CO UTILITY DIST#16

For August 2024

Categories

Burglary Habitation: 0	Burglary Vehicle: 1	Theft Habitation: 0
Theft Vehicle: 2	Theft Other: 13	Robbery: 0
Assault: 5	Sexual Assault: 0	Criminal Mischief: 6
Disturbance Family: 1	Disturbance Juvenile: 0	Disturbance Other: 0
Alarms: 5	Suspicious Vehicles: 2	Suspicious Persons: 2
Runaways: 0	Phone Harrassment: 1	Other Calls: 182

Detailed Statistics By Deputy

Unit Number	Contract Calls	District Calls	Reports Taken	Felony Arrests	Misd Arrests	Tickets Issued	Recovered Property	Charges Filed	Mileage Driven	Days Worked
E19	49	0	19	0	2	15	586	2	681	12
TOTAL	49	0	19	0	2	15	586	2	681	12

Summary of Events

Assault

19000 Stock Dr – Suspect physically assaulted the mother of his child and then brandished a gun in a threatening manner. District Attorney accepted aggravated assault and unlawful carry of a firearm.

900 Steel Blue Dr – A verbal altercation between two individuals in a dating relationship resulted in one person threatening the other with a kitchen knife. District Attorney accepted aggravated assault charges.

800 E Airtex Dr – Complainant reported that a homeless person that he sometimes hangs out with assaulted him with an unknown object. No charges file due to no positive identification on the suspect.

Criminal Mischief

20300 McMeans Dr – Complainant reported that an unknown person cut the wires for the horn on the vehicle and damaged the driver side door handle in attempt to gain entry. No entry made.

1300 Sugarbun Way – Complainant reported that an unknown person damaged the driver side keyhole while attempting to enter vehicle. No entry made.

900 Century Plaza Dr – Complainant stated that an unknown person made entry into vehicle and damaged the key ignition in attempt to steal vehicle.

1000 Steel Blue Dr – Complainant reported that an individual threw a plant through her home window causing damage. No charges, case pending further investigation.

Theft

900 E Airtex Dr – Unknown suspect stole over \$100 worth of cigarettes and left through the back door.

900 E Airtex Dr – Unknown suspect stole multiple shopping carts from the back of the store during nighttime hours.

1000 Caroline Wren Cir - Complainant reported that the front license plate was stolen from vehicle.

1000 W Young Elm Cir - Complainant reported that the rear license plate was stolen from vehicle.

900 Century Plaza Dr – Complainant reported having packages delivered to the mail room at the front office and an unknown suspect stole packages by prying mailboxes open.

910 Steel Blue Dr - Complainant reported that the front license plate was stolen from vehicle.

1100 Lavender Shade Ct - Complainant reported that the rear paper temporary license plate was stolen from vehicle.

1300 Travis Court PI - Complainant reported that the rear license plate was stolen from vehicle.

20300 Fernbush Dr – Complainant reported that ex boyfriend stole her debit card and made unauthorized purchases. District attorney requesting further investigation to accept charges. Case is still pending.

Vehicle Stolen

18700 Abiding Ct – Complainant reported a male stole his vehicle, which was later involved in a pursuit with deputies. The driver was apprehended, and charges were filed.

1300 Travis Court PI – Complainant reported vehicle stolen from driveway by unknown suspect.

Family Disturbance

19900 Imperial Stone Dr – A disturbance occurred between stepfather and stepson. The stepfather made verbal threats of physical violence and the District Attorney accepted terroristic threat charges. The individual was transported to the Harris County Jail.

Telephone Harassment

1000 Christopher Glen PI – Complainant reported that an unknown individual has called her phone numerous times in a harassing manner.

Other Calls

Death Investigation

1100 Imperial Lake Dr - A known female on hospice found unresponsive. After medical assistance was provided by EMS and the female was determined to be deceased. No Foul play was found no charges filed.

MEADOWVIEW FARMS

Burglary of Motor Vehicle

1400 Oxberg Trail – Suspect was observed entering a vehicle and removing items. Upon contact the suspect was in possession of a firearm. The District Attorney accepted the charge of Unlawful Carry of a Weapon under 21 years of age.

Assault

1400 Hallcroft Lane – Suspect assaulted and damaged complainant's vehicle. Uninvolved person attempted to block deputy from making contact with the suspect. The District attorney accepted assault and criminal mischief on the suspect and also interfering with public duties on the other person.

19700 Regal Crest Court – Couple in a dating relationship got into a verbal altercation which lead to the female hitting the male in the head. The male stated he felt no pain and the District Attorney did not accept charges. Both parties were separated.

Theft

20000 Oland Way – Complainant stated that when he checked his safe his personal documents (passport and U.S. Citizenship paperwork) were missing. No known suspect.

20000 Oland Way – Complainant reported that her front license plate was stolen from her vehicle.

1600 Evermore Manor Lane – Complainant reported that four mountain bikes were stolen from her backyard by unknown suspect.

19800 Bettencourt Lane – Complainant reported his firearm was stolen by an unknown suspect.

Other Calls

Mental Health

1400 Hallcroft Lane - A known female was found to be in crisis and a danger to herself and others. She was taken into custody and transported to a medical hospital for treatment.

Fraudulent Use of Id

1500 Joy Oaks Lane – Complainant reported that an unknown person used her credit card to make unauthorized purchases.


19800 Bettencourt Lane – Complainant reported that people were living in his house under a false lease agreement that was created by an unknown suspect.

Criminal Mischief

20000 Tunham Trail – Unknown suspects entered into a vacant home by breaking a rear window.

1400 Grayford Court – Unknown suspects damaged vehicle when breaking into it. No items were

stolen.



Honesty | Efficiency | Transparency | Accountability | Continuity

MUNICIPAL TAX SERVICE, LLC

HARRIS COUNTY UD 16

FOR THE MONTH ENDING

August 31, 2024



MUNICIPAL TAX SERVICE,LLC

HC UD 16 – JUR 566
FOR THE PERIOD ENDING 08/31/2024

RECEIVABLES SUMMARY

2023 Balance Forward Levy at 9/30/23 FYE	\$0.00	
CAD Changes / Uncollectible	\$2,986,319.72	
		2,986,319.72
Outstanding Balance forward Prior Years (2022-2014) at 9/30/23 FYE	\$44,694.04	
CAD Changes / Uncollectible	(\$10,218.31)	
		34,475.73
Total Levy to be collected		3,020,795.45
Collection prior months (all years)	(\$2,941,401.14)	
2023 Taxes Collected net NSF & KR Refunds during current month	(\$2,486.69)	
Taxes Collected for Prior Years net NSF & KR Refunds during current month	\$808.76	
		(2,943,079.07)
Total Outstanding Balance		77,716.38

TAX ACCOUNT

Beginning Balance – Tax Account

182,451.99

Income

Taxes Collected Current Year	\$3,154.27
Taxes Collected Prior Year	\$0.67
10% Rendition Penalty	\$0.00
Penalties & Interest	\$553.13
Collection Fee Paid	\$681.99
Overpayments	\$0.00
NSF or Reversals, Bank Charge	\$0.00
Escrow / Prepaid	\$1,130.85
	\$5,520.91

187,972.90

Expenses

2386 Harris Central Appraisal District - 4th Quarter CAD Fees	\$6,663.00
2387 Ted A. Cox, P.C - Delq Atty Coll. Fee & Exp. Invoice (August 2024)	\$787.99
2388 Savalle Dominguez or Freddie Johnson - KR 12 TY 2023	\$79.50
2389 Anthony or Constance Phillips - KR 12 TY 2023	\$96.00
2390 Sandee Carr - KR 12 TY 2023	\$128.00
2391 Victoria Morales - KR 12 TY 2023 & KR 24 TY 2022	\$170.58
2392 Gabriella Ramos - KR 12 TY 2023 & KR 24 TY 2023	\$468.72
2393 Marbella Meza or Francisco Gomez - KR 12 TY 2023 & KR 24 TY 2024	\$84.74
2394 Maribel Gomez Perez - KR 48 TY 2020 & KR 60 TY 2019	\$449.47
2395 B&A Municipal Tax Service LLC - Inv. 566-378	\$2,997.30
2396 B&A Municipal Tax Service LLC - Inv. 566-379	\$437.58
	\$12,362.88

Ending Balance –Tax Account

175,610.02



MUNICIPAL TAX SERVICE, LLC

HC UD 16 – JUR 566
FOR THE PERIOD ENDING 08/31/2024

OUTSTANDING TAXES – YEAR TO DATE

TAX YEAR	BALANCE FORWARD @ 10/01/23	CAD SUPPLEMENTS & CORRECTIONS	UNCOLLECTIBLE	COLLECTIONS	OUTSTANDING TAXES	COLLECTIONS PERCENTAGE
2023	\$2,923,976.60	\$62,343.12	\$0.00	\$2,944,707.84	\$41,611.88	98.61%
2022	\$2,776,474.66	(\$8,716.15)	\$0.00	\$2,754,841.78	\$12,916.73	99.53%
2021	\$2,601,723.19	(\$683.01)	\$0.00	\$2,594,631.57	\$6,408.61	99.75%
2020	\$2,627,026.99	(\$521.89)	\$0.00	\$2,621,687.24	\$4,817.86	99.82%
2019	\$2,446,284.98	(\$297.22)	\$0.00	\$2,443,650.35	\$2,337.41	99.90%
2018	\$2,259,560.62	\$0.00	(\$27.61)	\$2,251,416.57	\$8,116.44	99.64%
2017	\$2,359,586.55	\$0.00	(\$424.31)	\$2,358,336.60	\$825.64	99.97%
2016	\$2,278,498.56	(\$277.02)	(\$600.03)	\$2,276,939.70	\$681.81	99.97%
					\$77,716.38	

EXEMPTIONS & TAX RATES

TAX YEAR	HOMESTEAD EXEMPTION	OVER 65 / DISABLED	M & O RATE	DEBT SERVICE RATE	CONTRACT TAX RATE	TOTAL RATE
2023	10.00%	15,000	0.32000	0.32000	0.00000	0.64000
2022	10.00%	15,000	0.27000	0.40000	0.00000	0.67000
2021	0.00%	0	0.27000	0.42000	0.00000	0.69000
2020	0.00%	0	0.27000	0.50000	0.00000	0.77000
2019	0.00%	0	0.27000	0.54000	0.00000	0.81000
2018	0.00%	0	0.27000	0.57000	0.00000	0.84000
2017	0.00%	0	0.27000	0.65000	0.00000	0.92000
2016	0.00%	0	0.30000	0.69000	0.00000	0.99000
2015	0.00%	0	0.30000	0.80000	0.00000	1.10000

DISTRICT VALUES

TAX YEAR	LAND & IMPROVEMENTS	AG NET	PERSONAL PROPERTY	EXEMPTIONS	TOTAL VALUE	SR	KR
2023	457,892,777	0	51,147,252	42,427,571	466,612,458	12	12
2022	409,496,376	0	42,531,770	38,929,822	413,098,324	24	24
2021	354,241,608	0	40,013,629	17,292,875	376,962,362	36	36
2020	322,160,412	0	35,275,581	16,331,427	341,104,566	48	48
2019	280,644,067	0	36,986,509	15,656,725	301,973,851	60	60
2018	253,114,873	0	29,657,962	13,777,537	268,995,298	67	67
2017	241,438,728	0	28,094,474	13,056,401	256,476,801	79	79
2016	224,971,063	0	14,248,456	9,096,110	230,123,409	85	85
2015	179,107,923	0	5,549,439	8,463,974	176,193,388	61	61
2014	140,471,450	0	2,230,505	3,736,795	138,965,160	67	67



MUNICIPAL TAX SERVICE,LLC

HC UD 16 – JUR 566
FOR THE PERIOD ENDING 08/31/2024

PROFIT & LOSS

CURRENT MONTH
08/01/2024 - 08/31/2024

FISCAL YEAR
10/01/23 - 08/31/24

	203,504.54	165,240.35
BEGINNING BALANCE		
INCOME		
10% Rendition Penalty	0.00	195.61
Collection Fee	681.99	4,363.39
Overpayments	0.00	14,154.54
Penalty & Interest	553.13	18,898.89
Prepaid Accounts	1,130.85	1,942.81
Returned Item Fee Collected	0.00	0.00
Taxes Collected	3,154.94	2,986,878.48
Total Income	5,520.91	3,026,433.72
EXPENSES		
Audit/Records	0.00	175.00
Bank Charges	0.00	0.00
Bond Premium	0.00	50.00
CAD Fees	0.00	19,026.00
Certificate of Value	0.00	350.00
Copies	128.80	1,649.00
Correction Roll Refunds	15,172.97	43,523.24
Continuing Disclosures	0.00	425.00
Court Affidavits	0.00	0.00
Court Affidavits	15.00	150.00
Delinquent Tax Attorney Assistance	15.00	15.00
Delinquent Tax Attorney Expense	162.21	2,165.28
Delinquent Tax Attorney Fee	1,383.03	5,345.76
Estimate of Value	294.67	744.67
FA Assistance	0.00	0.00
Unclaimed Property	0.00	60.00
House Bill 1597 / Installment Tracking	93.75	375.00
Legal Notices	0.00	845.90
Map	0.00	0.00
Mailing & Handling	30.46	4,148.76
Meeting - Travel Time & Mileage	91.35	992.82
Overpayment Refund	0.00	14,152.90
Public Hearing	0.00	650.00
Records Retention	14.63	179.63
Rendition 5% to CAD	0.00	26.21
Rendition Refunds	0.00	69.84
Returned Item Fees	0.00	0.00
Research	0.00	75.00
Roll Update & Processing	0.00	750.00
SB 2 (5yr History)	0.00	0.00
Supplies	653.38	668.42
Tax Assessor Collector Fee – AB	2,997.30	32,948.70
Transfer to Maintenance & Operating	0.00	1,454,139.04
Transfer to Debt Service	0.00	1,420,000.00
Total Expenses	21,052.55	3,003,701.17
ENDING BALANCE	<u>187,972.90</u>	<u>187,972.90</u>



MUNICIPAL TAX SERVICE, LLC

HC UD 16 – JUR 566
FOR THE PERIOD ENDING 08/31/2024

YEAR TO YEAR COMPARISON

	2023	%		2022	%	VARIANCE
October	\$31,248.09	1.07%		\$29,377.89	1.08%	-0.01%
November	\$132,690.92	5.47%		\$52,105.72	2.90%	2.57%
December	\$386,473.79	18.37%		\$549,217.56	22.33%	-3.96%
January	\$2,187,005.73	90.79%		\$1,855,794.77	87.93%	2.86%
February	\$171,206.17	96.47%		\$250,133.82	96.78%	-0.31%
March	\$21,010.62	97.11%		\$11,858.81	97.19%	-0.08%
April	\$4,181.90	97.25%		\$15,826.82	97.73%	-0.48%
May	\$22,067.47	97.95%		\$19,539.94	98.40%	-0.45%
June	\$10,669.25	98.30%		\$7,412.70	98.61%	-0.31%
July	\$7,731.05	98.55%		\$5,641.63	98.82%	-0.27%
August	\$3,154.27	98.61%		\$5,779.82	99.02%	-0.41%
September				\$7,723.36	99.26%	

MONTHLY COLLECTIONS

2023	2022	2021	2020	2019	2018
\$3,154.27	\$0.67	\$0.00	\$0.00	\$0.00	\$0.00
2017					
\$0.00					



MUNICIPAL TAX SERVICE,LLC

HARRIS COUNTY UD 16
FOR THE PERIOD ENDING 08/23/2024

PLEGDED SECURITIES REPORT

SECURITES PLEDGED AT 105% OVER FDIC INSURED \$250,000

COLLATERAL SECURITY AGREEMENT ON FILE : YES

TAX BANK ACCOUNT HELD AT: WELLS FARGO / BANK OF NEW YORK MELLON

COLLATERAL SECURITY REQUIRED: \$148,484.67

TYPE OF PLEDGED INVESTMENT: 01BZII


IN COMPLIANCE W/ DISTRICT INVESTMENT POLICY: YES

MAIN 713-900-2680

STATE OF TEXAS §

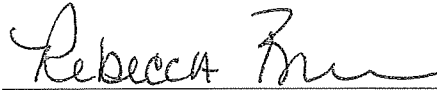
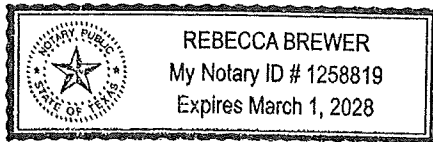
COUNTY OF HARRIS §

Avik Bonnerjee, being duly sworn, says that he is the Tax Assessor-Collector for the above named District and the foregoing contains a true and correct report accounting for all taxes collected for said District during the month therein stated.



Avik Bonnerjee, RTA

SWORN TO AND SUBSCRIBED BEFORE ME, this 1st day of September 2024.



Rebecca Brewer
Notary Public, State of Texas
Notary ID #1258819

My Commission Expires March 1, 2028



HARRIS CENTRAL APPRAISAL DISTRICT
 BUDGET AND FINANCE DIVISION - ACCOUNTS RECEIVABLE
 PO BOX 920975
 HOUSTON, TX 77292-0975
 UNITED STATES OF AMERICA
 PHONE: +1 (713) 8087659
 FAX: +1 (713) 9577410

COPY INVOICE

Invoice Number: CI-00002256
Invoice Date: 08/19/2024
Due Date: 09/30/2024
Terms: DUE UPON RECEIPT
Customer ID: 566

Bill To:

HARRIS COUNTY UD 16
 PATRICIA A. TOPE
 3700 BUFFALO SPEEDWAY STE 830
 HOUSTON, TX 77098

Remit To:

HARRIS CENTRAL APPRAISAL DISTRICT
 Budget and Finance Division - Accounts Receivable
 PO Box 920975
 Houston, TX 77292-0975
 United States of America
 +1 (713) 8087659

Sales Item	Description	Quantity	UOM	Unit Price	Amount
	Fourth Quarter Assessment	1	Quarter	6,663.00	6,663.00
				Sub Total	6,663.00
				Tax	0.00
				Invoice Total	6,663.00

**PENALTY AND INTEREST APPLY IF
 NOT PAID BY DUE DATE.**

* SEC 6.06(e), TEXAS PROPERTY TAX CODE

CH 2386 9-1-24

MAIL TO:

HARRIS CENTRAL APPRAISAL DISTRICT
 BUDGET AND FINANCE DIVISION -
 ACCOUNTS RECEIVABLE
 PO BOX 920975
 HOUSTON, TX 77292-0975
 UNITED STATES OF AMERICA

HARRIS COUNTY UD 16
 Deposits Report
 For Dates 8/1/2024 thru 8/31/2024

Bank	Deposit Date	Deposit No	Ck/Cash	CC	WACH	Deposit Amount
WELLS FARGO BANK	8/1/2024	20240297	1	0	0	0.74
	8/1/2024	20240331	1	0	0	152.49
	8/1/2024	20240332	1	0	0	264.44
	8/2/2024	20240334	0	1	0	160.19
	8/5/2024	20240335	0	2	0	157.37
	8/6/2024	20240336	0	1	0	458.34
	8/7/2024	20240337	0	1	0	2,040.84
	8/1/2024	20240338	1	0	0	160.00
	8/14/2024	20240339	1	0	0	16.93
	8/14/2024	20240340	1	0	0	571.90
	8/15/2024	20240341	0	1	0	257.48
	8/19/2024	20240342	1	0	0	33.00
	8/19/2024	20240343	1	0	0	221.31
	8/19/2024	20240344	1	0	0	518.36
	8/20/2024	20240345	1	0	0	221.76
	8/21/2024	20240346	0	0	1	285.76
	8/21/2024	20240347	1	0	0	0.00
	8/21/2024	20240348	1	0	0	0.00
	8/21/2024	20240349	3	0	0	0.00
	8/21/2024	20240350	6	0	0	0.00
	Total Deposits	20	21	6	1	5,520.91

<u>GL Account Summary</u>	<u>2023</u>	<u>2022</u>	<u>2020</u>	<u>2019</u>	<u>Total Report</u>
Taxes Paid	2,486.69	-359.29	-212.00	-237.47	1,677.93
P&I Paid	553.06	0.07			553.13
Coll Fee Paid	681.99				681.99
Refund	667.58	359.96	212.00	237.47	1,477.01
Escrow Paid	1,130.85				1,130.85
	<u>5,520.17</u>	<u>0.74</u>	<u>0.00</u>	<u>0.00</u>	<u>5,520.91</u>

Ted Cox

Coll. Fee Invoice
 002

681.99+
105.00+
<u>787.99+</u>

CK 2387 9-1-24

TED A. COX, P.C.
Attorney at Law
2855 Mangum, Suite 100A
Houston, Texas 77092
(713) 956-9400 Office
(713) 956-8485 Telefax

TED A. COX

August 26, 2024

B&A Municipal Tax Service, LLC
13333 Northwest Freeway, Suite 250
Houston, Texas 77040

RE: Harris County Utility District #16 – Tax Suits/Collections

Expenses/Fees:

Postage/Copy/Deed/Constable/Online Database Search Fees (August 2024) \$106.00

TOTAL DUE THIS INVOICE \$106.00

PLEASE MAKE CHECK PAYABLE TO "TED A. COX, P.C."

UH 2387 9-1-2

MONTH OF AUGUST 2024

<u>DISTRICT</u>	<u>COPIES</u>	<u>POSTAGE</u>	<u>DEED FEES</u>	<u>LEXIS NEXIS RESEARCH FEES</u>	<u>OTHER EXPENSES</u>	<u>TOTAL</u>
Big Sky MUD						
Chambers PID #2						
Chambers PID #3						
Chambers County MUD #3						
Cinco MUD #12	\$10.80	\$16.47		\$11.72		\$38.99
CNP UD	\$20.03	\$7.54		\$10.86	\$25.50 (abstract filing fee)	\$63.93
Denton County Reclamation	\$6.00	\$13.14		\$9.99		\$29.13
El Dorado UD	\$15.70	\$18.25		\$25.98	\$25.50 (abstract filing fee)	\$85.43
Encanto Real	\$22.30	\$10.22		\$18.52		\$51.04
Fort Bend MUD #145						
HC Freshwater Supply District 1A JULY-AUGUST	\$24.00	\$82.27				\$106.27
Galveston MUD #14	\$9.00	\$5.11		\$13.32		\$27.43
HC MUD #5	\$19.70	\$28.47		\$19.65		\$67.82
HC UD #16	\$35.10	\$48.91		\$21.99		\$106.00
HC MUD #104 JUNE-AUGUST	\$12.90	\$19.13		\$19.98		\$52.01
HC MUD #200	\$17.30	\$24.48		\$12.05		\$53.83
HC MUD #211 JULY-AUGUST	\$9.50	\$7.87		\$13.32		\$30.69
HC MUD #233						
HC MUD #238	\$15.40	\$16.06		\$16.65		\$48.11

2023 TAX RECEIPT

HARRIS COUNTY UD 16
 AVIK BONNERJEE, TAX ASSESSOR COLLECTOR
 13333 NORTHWEST FREEWAY, SUITE 620
 HOUSTON, TX 77040

Hours: MON - THU 8 - 4 FRI 8 - 12
 Web: WWW.BAMUNITAX.COM

Phone: 713-900-2680
 Fax: 713-900-2685

Jur No	Stmt Date	Delinquent Date	Receipt No
566	8/31/2024	10/1/2024	693


Account No: [REDACTED]

TAXES ARE DUE UPON RECEIPT. TAXES WILL BECOME DELINQUENT AFTER September 30, 2024. PAYMENT MUST BE POSTMARKED BEFORE DELINQUENT DATE TO AVOID ADDITIONAL PENALTIES AND INTEREST.

Taxes that remain delinquent on July 02, 2024 will incur an additional penalty to defray costs of collection per Section 33.07, 33.08 and/or 33.11 of the Texas Property Tax Code.

Please contact the Appraisal District concerning any corrections in appraised value, ownership, address changes or any application for exemptions.
 Harris County Appraisal District
 www.hcad.org 713-957-7800

Owner Name and Address



Appraised Values		Property Information		Comparisons of the last six (6) years						
Improvement	203,142	[REDACTED]	A1	Year	Appraised	Taxable	Rate	Taxes	% Change	
Land Value	45,305			2023	248,447	236,025	0.640000	1,510.56	27.88%	
				2022	195,892	176,303	0.670000	1,181.23	-3.87%	
				2021	178,084	178,084	0.690000	1,228.78	-1.43%	
				2020	161,895	161,895	0.770000	1,246.59	4.57%	
		2019	147,178	147,178	0.810000	1,192.14	6.07%			
		2018	133,799	133,799	0.840000	1,123.91	0.43%			
		% Change between 2023 and 2018:			85.69%	76.40%	-23.81%	34.40%		
100% Assessed Value	248,447	Service Address		Taxable Value		Tax Rate		Tax Levy		
		[REDACTED]		236,025		0.640000 per \$100		1,510.56		
Taxing Unit		Less Exemptions								
HARRIS COUNTY UD 16		Homestead 12,422								
IF YOU ARE 65 YEARS OF AGE OR OLDER OR ARE DISABLED AND THE PROPERTY DESCRIBED IN THIS DOCUMENT IS YOUR RESIDENCE HOMESTEAD, YOU SHOULD CONTACT THE APPRAISAL DISTRICT REGARDING ANY ENTITLEMENT YOU MAY HAVE TO A POSTPONEMENT IN THE PAYMENT OF THESE TAXES.								Current Taxes Due		1,510.56

Payment Date	Due Before Payment	Paid By	Taxes Paid	CAD Penalties Paid	P & I Paid	Atty Fee Paid	Other Paid	Total Payment	
01/04/2024	1,590.06	[REDACTED]	1,590.06	0.00	0.00	0.00	0.00	1,590.06	
08/21/2024	0.00	[REDACTED]	-79.50	0.00	0.00	0.00	0.00	0.00	
CORRECTION ROLL 12 {79.50}									
UH 2388 9-1-24									
2023 Paid in Full							Total Paid		1,590.06

2023 TAX RECEIPT

HARRIS COUNTY UD 16
 AVIK BONNERJEE, TAX ASSESSOR COLLECTOR
 13333 NORTHWEST FREEWAY, SUITE 620
 HOUSTON, TX 77040

Hours: MON - THU 8 - 4 FRI 8 - 12
 Web: WWW.BAMUNITAX.COM

Phone: 713-900-2680
 Fax: 713-900-2685

Jur No	Stmt Date	Delinquent Date	Receipt No
566	8/31/2024	10/1/2024	1088

Account No [REDACTED]

TAXES ARE DUE UPON RECEIPT. TAXES WILL BECOME DELINQUENT AFTER September 30, 2024. PAYMENT MUST BE POSTMARKED BEFORE DELINQUENT DATE TO AVOID ADDITIONAL PENALTIES AND INTEREST.

Taxes that remain delinquent on July 02, 2024 will incur an additional penalty to defray costs of collection per Section 33.07, 33.08 and/or 33.11 of the Texas Property Tax Code.

Please contact the Appraisal District concerning any corrections in appraised value, ownership, address changes or any application for exemptions.

Harris County Appraisal District
 www.hcad.org 713-957-7800

Owner Name and Address

[REDACTED]

Appraised Values		Property Information		Comparisons of the last six (6) years							
Improvement	252,713	[REDACTED]	A1	Year	Appraised	Taxable	Rate	Taxes	% Change		
Land Value	51,109			2023	303,822	258,440	0.640000	1,654.02	-0.69%		
				2022	276,202	248,582	0.670000	1,665.50	-3.87%		
				2021	251,093	251,093	0.690000	1,732.54	-1.43%		
				2020	228,267	228,267	0.770000	1,757.66	-0.29%		
				2019	217,617	217,617	0.810000	1,762.70	15.30%		
				2018	182,000	182,000	0.840000	1,528.80	0.71%		
				% Change between 2023 and 2018							
				66.94%		42.00%		-23.81%		8.19%	
100% Assessed Value		303,822									
Taxing Unit		Less Exemptions		Taxable Value		Tax Rate		Tax Levy			
HARRIS COUNTY UD 16		Disability Homestead Homestead 45,382		258,440		0.640000 per \$100		1,654.02			
IF YOU ARE 65 YEARS OF AGE OR OLDER OR ARE DISABLED AND THE PROPERTY DESCRIBED IN THIS DOCUMENT IS YOUR RESIDENCE HOMESTEAD, YOU SHOULD CONTACT THE APPRAISAL DISTRICT REGARDING ANY ENTITLEMENT YOU MAY HAVE TO A POSTPONEMENT IN THE PAYMENT OF THESE TAXES.								Current Taxes Due		1,654.02	

Payment Date	Due Before Payment	Paid By	Taxes Paid	CAD Penalties Paid	P. & I. Paid	Atty Fee Paid	Other Paid	Total Payment
01/04/2024	1,750.02	[REDACTED]	1,750.02	0.00	0.00	0.00	0.00	1,750.02
08/21/2024	0.00	[REDACTED]	-96.00	0.00	0.00	0.00	0.00	0.00
			CORRECTION ROLL 12		<96.00>			
2023 Paid in Full							Total Paid	1,750.02

CH 2389 9-1-24

2023 TAX RECEIPT

HARRIS COUNTY UD 16
 AVIK BONNERJEE, TAX ASSESSOR COLLECTOR
 13333 NORTHWEST FREEWAY, SUITE 620
 HOUSTON, TX 77040

Hours: MON - THU 8 - 4 FRI 8 - 12
 Web: WWW.BAMUNITAX.COM

Phone: 713-900-2680
 Fax: 713-900-2685

Jur No	Stmt Date	Delinquent Date	Receipt No
566	8/31/2024	10/1/2024	1498

Account No: [REDACTED]

TAXES ARE DUE UPON RECEIPT. TAXES WILL BECOME DELINQUENT AFTER September 30, 2024. PAYMENT MUST BE POSTMARKED BEFORE DELINQUENT DATE TO AVOID ADDITIONAL PENALTIES AND INTEREST.

Taxes that remain delinquent on July 02, 2024 will incur an additional penalty to defray costs of collection per Section 33.07, 33.08 and/or 33.11 of the Texas Property Tax Code.

Please contact the Appraisal District concerning any corrections in appraised value, ownership, address changes or any application for exemptions.
 Harris County Appraisal District
 www.hcad.org 713-957-7800

Owner Name and Address

[REDACTED]

Appraised Values		Property Information		Comparisons of the last six (6) years						
Improvement	37,072	[REDACTED]	[REDACTED]	Year	Appraised	Taxable	Rate	Taxes	% Change	
				2023	37,072	17,072	0.640000	109.26	-46.72%	
				2022	30,604	30,604	0.670000	205.05	-2.90%	
				2021	30,604	30,604	0.690000	211.17	-11.13%	
				2020	30,858	30,858	0.770000	237.61	-6.97%	
				2019	31,531	31,531	0.810000	255.40	-3.57%	
				2018	31,531	31,531	0.840000	264.86	-15.49%	
				% Change between 2023 and 2018						
					17.57%	-45.86%	-23.81%	-58.75%		
100% Assessed Value	37,072	[REDACTED]	[REDACTED]							
Taxing Unit		Less Exemptions		Taxable Value		Tax Rate		Tax Levy		
HARRIS COUNTY UD 16		Homestead Over 65 20,000		17,072		0.640000 per \$100		109.26		
IF YOU ARE 65 YEARS OF AGE OR OLDER OR ARE DISABLED AND THE PROPERTY DESCRIBED IN THIS DOCUMENT IS YOUR RESIDENCE HOMESTEAD, YOU SHOULD CONTACT THE APPRAISAL DISTRICT REGARDING ANY ENTITLEMENT YOU MAY HAVE TO A POSTPONEMENT IN THE PAYMENT OF THESE TAXES.								Current Taxes Due		109.26

Payment Date	Due Before Payment	Paid By	Taxes Paid	CAD Penalties Paid	P & I Paid	Atty Fee Paid	Other Paid	Total Payment	
01/03/2024	237.26	[REDACTED]	237.26	0.00	0.00	0.00	0.00	237.26	
08/21/2024	0.00	[REDACTED]	-128.00	0.00	0.00	0.00	0.00	0.00	
CORRECTION ROLL 12									
<128.00>									
CK 2390							9-1-24		
2023 Paid in Full							Total Paid		237.26

2023 TAX RECEIPT

HARRIS COUNTY UD 16
 AVIK BONNERJEE, TAX ASSESSOR COLLECTOR
 13333 NORTHWEST FREEWAY, SUITE 620
 HOUSTON, TX 77040

Hours: MON - THU 8 - 4 FRI 8 - 12
 Web: WWW.BAMUNITAX.COM

Phone: 713-900-2680
 Fax: 713-900-2685

Jur No	Stmt Date	Delinquent Date	Receipt No
566	8/31/2024	10/1/2024	445

Account No [REDACTED]

TAXES ARE DUE UPON RECEIPT. TAXES WILL BECOME DELINQUENT AFTER September 30, 2024. PAYMENT MUST BE POSTMARKED BEFORE DELINQUENT DATE TO AVOID ADDITIONAL PENALTIES AND INTEREST.

Taxes that remain delinquent on July 02, 2024 will incur an additional penalty to defray costs of collection per Section 33.07, 33.08 and/or 33.11 of the Texas Property Tax Code.

Please contact the Appraisal District concerning any corrections in appraised value, ownership, address changes or any application for exemptions.
 Harris County Appraisal District
 www.hcad.org 713-957-7800

Owner Name and Address

[REDACTED]

Appraised Values		Property Information		Comparisons of the last six (6) years					
Improvement	227,673	[REDACTED]	A1	Year	Appraised	Taxable	Rate	Taxes	% Change
Land Value	45,715	[REDACTED]		2023	273,388	246,049	0.640000	1,574.71	5.07%
				2022	248,535	223,681	0.670000	1,498.66	7.13%
				2021	202,741	202,741	0.690000	1,398.91	-2.04%
				2020	185,458	185,458	0.770000	1,428.03	-2.41%
				2019	180,659	180,659	0.810000	1,463.34	6.36%
			2018	163,798	163,798	0.840000	1,375.90	-7.06%	
100% Assessed Value	273,388	[REDACTED]		% Change between 2023 and 2018					
				66.91%	50.21%	-23.81%	14.45%		
Taxing Unit		Less Exemptions		Taxable Value		Tax Rate		Tax Levy	
HARRIS COUNTY UD 16		Homestead 27,339		246,049		0.640000 per \$100		1,574.71	

IF YOU ARE 65 YEARS OF AGE OR OLDER OR ARE DISABLED AND THE PROPERTY DESCRIBED IN THIS DOCUMENT IS YOUR RESIDENCE HOMESTEAD, YOU SHOULD CONTACT THE APPRAISAL DISTRICT REGARDING ANY ENTITLEMENT YOU MAY HAVE TO A POSTPONEMENT IN THE PAYMENT OF THESE TAXES.

Current Taxes Due	1,574.71

Payment Date	Due Before Payment	Paid By	Taxes Paid	CAD Penalties Paid	P. & I Paid	Atty Fee Paid	Other Paid	Total Payment
01/04/2024	1,754.19	[REDACTED]	1,754.19	0.00	0.00	0.00	0.00	1,754.19
07/22/2024	0.00	[REDACTED]	-175.42	0.00	0.00	0.00	0.00	0.00
08/01/2024	-175.42	[REDACTED]	0.00	0.00	0.00	0.00	0.00	-175.42
08/21/2024	0.00	[REDACTED]	-4.06	0.00	0.00	0.00	0.00	0.00

4.06+
 166.52+
 002
 170.58+

CORRECTION ROLL
12 <4.06>

CH 2391 9-1-24

2023 Paid in Full

Total Paid

1,578.77

2022 TAX RECEIPT

HARRIS COUNTY UD 16
 AVIK BONNERJEE, TAX ASSESSOR COLLECTOR
 13333 NORTHWEST FREEWAY, SUITE 620
 HOUSTON, TX 77040

Hours: MON - THU 8 - 4 FRI 8 - 12
 Web: WWW.BAMUNITAX.COM

Phone: 713-900-2680
 Fax: 713-900-2685

Jur No	Stmt Date	Delinquent Date	Receipt No
566	8/31/2024	10/1/2024	452

Account No [REDACTED]

TAXES ARE DUE UPON RECEIPT. TAXES WILL BECOME DELINQUENT AFTER September 30, 2024. PAYMENT MUST BE POSTMARKED BEFORE DELINQUENT DATE TO AVOID ADDITIONAL PENALTIES AND INTEREST.

Taxes that remain delinquent on July 01, 2023 will incur an additional penalty to defray costs of collection per Section 33.07, 33.08 and/or 33.11 of the Texas Property Tax Code.

Owner Name and Address

[REDACTED]

Please contact the Appraisal District concerning any corrections in appraised value, ownership, address changes or any application for exemptions.
 Harris County Appraisal District
 www.hcad.org 713-957-7800

Appraised Values		Property Information	Comparisons of the last six (6) years					
Improvement	226,235	[REDACTED] A1	Year	Appraised	Taxable	Rate	Taxes	% Change
Land Value	22,300		2022	248,535	223,681	0.670000	1,498.66	7.13%
			2021	202,741	202,741	0.690000	1,398.91	-2.04%
			2020	185,458	185,458	0.770000	1,428.03	-2.41%
			2019	180,659	180,659	0.810000	1,463.34	6.36%
			2018	163,798	163,798	0.840000	1,375.90	-7.06%
		2017	160,922	160,922	0.920000	1,480.48	2.22%	
			% Change between 2022 and 2017:					
			54.44%	39.00%	-27.17%	1.23%		

100% Assessed Value	248,535	Service Address	Less Exemptions	Taxable Value	Tax Rate	Tax Levy
		[REDACTED]	Homestead 24,854	223,681	0.670000 per \$100	1,498.66

IF YOU ARE 65 YEARS OF AGE OR OLDER OR ARE DISABLED AND THE PROPERTY DESCRIBED IN THIS DOCUMENT IS YOUR RESIDENCE HOMESTEAD, YOU SHOULD CONTACT THE APPRAISAL DISTRICT REGARDING ANY ENTITLEMENT YOU MAY HAVE TO A POSTPONEMENT IN THE PAYMENT OF THESE TAXES.

Current Taxes Due	1,498.66

Payment Date	Due Before Payment	Paid By	Taxes Paid	CAD Penalties Paid	P & I Paid	Atty Fee Paid	Other Paid	Total Payment
01/02/2023	1,665.18	[REDACTED]	1,665.18	0.00	0.00	0.00	0.00	1,665.18
08/21/2024	0.00	[REDACTED]	-166.52	0.00	0.00	0.00	0.00	0.00
			CORRECTION ROLL 24		(166.52)			
CK 2391							9-1-24	
2022 Paid in Full							Total Paid	1,665.18

2023 TAX RECEIPT

HARRIS COUNTY UD 16
 AVIK BONNERJEE, TAX ASSESSOR COLLECTOR
 13333 NORTHWEST FREEWAY, SUITE 620
 HOUSTON, TX 77040

Hours: MON - THU 8 - 4 FRI 8 - 12
 Web: WWW.BAMUNITAX.COM

Phone: 713-900-2680
 Fax: 713-900-2685

Jur No	Stmt Date	Delinquent Date	Receipt No
566	8/31/2024	10/1/2024	1373
Account No		[REDACTED]	

TAXES ARE DUE UPON RECEIPT. TAXES WILL BECOME DELINQUENT AFTER September 30, 2024. PAYMENT MUST BE POSTMARKED BEFORE DELINQUENT DATE TO AVOID ADDITIONAL PENALTIES AND INTEREST.

Taxes that remain delinquent on July 02, 2024 will incur an additional penalty to defray costs of collection per Section 33.07, 33.08 and/or 33.11 of the Texas Property Tax Code.

Please contact the Appraisal District concerning any corrections in appraised value, ownership, address changes or any application for exemptions.
 Harris County Appraisal District
 www.hcad.org 713-957-7800

Owner Name and Address
 [REDACTED]

Appraised Values		Property Information		Comparisons of the last six (6) years					
Improvement	212,100	[REDACTED]	A1	Year	Appraised	Taxable	Rate	Taxes	% Change
Land Value	50,495			2023	262,595	236,335	0.640000	1,512.54	5.07%
				2022	238,723	214,851	0.670000	1,439.50	1,040.02%
				2021	18,300	18,300	0.690000	126.27	N/A
				N/A	N/A	N/A	N/A	N/A	N/A
				N/A	N/A	N/A	N/A	N/A	N/A
				N/A	N/A	N/A	N/A	N/A	N/A
				% Change between 2023 and 2021					
				1,334.95%	1,191.45%	-7.25%	1,097.86%		
100% Assessed Value		262,595							

Taxing Unit	Less Exemptions	Taxable Value	Tax Rate	Tax Levy
HARRIS COUNTY UD 16	Homestead 26,260	236,335	0.640000 per \$100	1,512.54

IF YOU ARE 65 YEARS OF AGE OR OLDER OR ARE DISABLED AND THE PROPERTY DESCRIBED IN THIS DOCUMENT IS YOUR RESIDENCE HOMESTEAD, YOU SHOULD CONTACT THE APPRAISAL DISTRICT REGARDING ANY ENTITLEMENT YOU MAY HAVE TO A POSTPONEMENT IN THE PAYMENT OF THESE TAXES.

Current Taxes Due	1,512.54
-------------------	----------

Payment Date	Due Before Payment	Paid By	Taxes Paid	CAD Penalties Paid	P & I Paid	Atty Fee Paid	Other Paid	Total Payment
01/03/2024	1,821.32	[REDACTED]	1,821.32	0.00	0.00	0.00	0.00	1,821.32
08/21/2024	0.00	[REDACTED]	-308.78	0.00	0.00	0.00	0.00	0.00
			308.78 +					
			159.94 +					
			468.72 *					
			CORRECTION ROLL 12			{308.78}		
							CH 2392 9-1-24	
2023 Paid in Full							Total Paid	1,821.32

2022 TAX RECEIPT

HARRIS COUNTY UD 16
 AVIK BONNERJEE, TAX ASSESSOR COLLECTOR
 13333 NORTHWEST FREEWAY, SUITE 620
 HOUSTON, TX 77040

Hours: MON - THU 8 - 4 FRI 8 - 12
 Web: WWW.BAMUNITAX.COM

Phone: 713-900-2680
 Fax: 713-900-2685

Jur No	Stmt Date	Delinquent Date	Receipt No
566	8/31/2024	10/1/2024	2479

Account No: [REDACTED]

TAXES ARE DUE UPON RECEIPT. TAXES WILL BECOME DELINQUENT AFTER September 30, 2024. PAYMENT MUST BE POSTMARKED BEFORE DELINQUENT DATE TO AVOID ADDITIONAL PENALTIES AND INTEREST.

Taxes that remain delinquent on July 01, 2023 will incur an additional penalty to defray costs of collection per Section 33.07, 33.08 and/or 33.11 of the Texas Property Tax Code.

Please contact the Appraisal District concerning any corrections in appraised value, ownership, address changes or any application for exemptions.

Harris County Appraisal District
 www.hcad.org 713-957-7800

Owner Name and Address

[REDACTED]

Appraised Values		Property Information		Comparisons of the last six (6) years						
Improvement	Land Value	Year	Appraised	Taxable	Rate	Taxes	% Change			
211,726	26,997	2022	238,723	214,851	0.670000	1,439.50	1,040.02%			
		2021	18,300	18,300	0.690000	126.27	N/A			
		N/A	N/A	N/A	N/A	N/A	N/A			
		N/A	N/A	N/A	N/A	N/A	N/A			
		N/A	N/A	N/A	N/A	N/A	N/A			
		N/A	N/A	N/A	N/A	N/A	N/A			
		% Change between 2022 and 2021								
		1,204.50%	1,074.05%	-2.90%	1,040.02%					
Taxing Unit		Less Exemptions		Taxable Value		Tax Rate		Tax Levy		
HARRIS COUNTY UD 16		Homestead 23,872		214,851		0.670000 per \$100		1,439.50		

IF YOU ARE 65 YEARS OF AGE OR OLDER OR ARE DISABLED AND THE PROPERTY DESCRIBED IN THIS DOCUMENT IS YOUR RESIDENCE HOMESTEAD, YOU SHOULD CONTACT THE APPRAISAL DISTRICT REGARDING ANY ENTITLEMENT YOU MAY HAVE TO A POSTPONEMENT IN THE PAYMENT OF THESE TAXES.

Current Taxes Due	1,439.50

Payment Date	Due Before Payment	Paid By	Taxes Paid	CAD Penalties Paid	P. & I Paid	Atty Fee Paid	Other Paid	Total Payment
12/27/2022	1,599.44	[REDACTED]	1,599.44	0.00	0.00	0.00	0.00	1,599.44
08/21/2024	0.00	[REDACTED]	-159.94	0.00	0.00	0.00	0.00	0.00
CORRECTION ROLL 24								
CH 2392 9-1-24								
2022 Paid in Full							Total Paid	1,599.44

2023 TAX RECEIPT

HARRIS COUNTY UD 16
 AVIK BONNERJEE, TAX ASSESSOR COLLECTOR
 13333 NORTHWEST FREEWAY, SUITE 620
 HOUSTON, TX 77040

Hours: MON - THU 8 - 4 FRI 8 - 12
 Web: WWW.BAMUNITAX.COM

Phone: 713-900-2680
 Fax: 713-900-2685

Jur No	Stmt Date	Delinquent Date	Receipt No
566	8/31/2024	10/1/2024	1484
Account No		[REDACTED]	

TAXES ARE DUE UPON RECEIPT. TAXES WILL BECOME DELINQUENT AFTER September 30, 2024. PAYMENT MUST BE POSTMARKED BEFORE DELINQUENT DATE TO AVOID ADDITIONAL PENALTIES AND INTEREST.

Taxes that remain delinquent on July 02, 2024 will incur an additional penalty to defray costs of collection per Section 33.07, 33.08 and/or 33.11 of the Texas Property Tax Code.

Please contact the Appraisal District concerning any corrections in appraised value, ownership, address changes or any application for exemptions.
 Harris County Appraisal District
 www.hcad.org 713-957-7800

Owner Name and Address

[REDACTED]

****RETURN SERVICE REQUESTED****

Appraised Values		Property Information		Comparisons of the last six (6) years						
Improvement	32,841	[REDACTED]	[REDACTED]	Year	Appraised	Taxable	Rate	Taxes	% Change	
			M3	2023	32,841	27,841	0.640000	178.18	6.99%	
				2022	29,856	24,856	0.670000	166.54	-19.16%	
				2021	29,856	29,856	0.690000	206.01	-11.96%	
				2020	30,389	30,389	0.770000	234.00	-7.28%	
				2019	31,155	31,155	0.810000	252.36	-3.57%	
				2018	31,155	31,155	0.840000	261.70	-15.60%	
				% Change between 2023 and 2018						
				5.41%	-10.64%	-23.81%	-31.91%			
100% Assessed Value	32,841	Service Address		Taxable Value		Tax Rate		Tax Levy		
		[REDACTED]		27,841		0.640000 per \$100		178.18		
Taxing Unit		Less Exemptions		Taxable Value		Tax Rate		Tax Levy		
HARRIS COUNTY UD 16		Homestead 5,000		27,841		0.640000 per \$100		178.18		
IF YOU ARE 65 YEARS OF AGE OR OLDER OR ARE DISABLED AND THE PROPERTY DESCRIBED IN THIS DOCUMENT IS YOUR RESIDENCE HOMESTEAD, YOU SHOULD CONTACT THE APPRAISAL DISTRICT REGARDING ANY ENTITLEMENT YOU MAY HAVE TO A POSTPONEMENT IN THE PAYMENT OF THESE TAXES.								Current Taxes Due		178.18

Payment Date	Due Before Payment	Paid By	Taxes Paid	CAD Penalties Paid	P & I Paid	Atty Fee Paid	Other Paid	Total Payment
05/01/2024	292.86	[REDACTED]	229.42	0.00	25.24	38.20	0.00	292.86
08/21/2024	0.00	[REDACTED]	-51.24	0.00	0.00	0.00	0.00	0.00
			51.24*					
			33.50*					
	002		84.74*					
CORRECTION ROLL 12								
(51.24)								
CK 2393								
9-1-24								
2023 Paid in Full							Total Paid	292.86

2022 TAX RECEIPT

HARRIS COUNTY UD 16
 AVIK BONNERJEE, TAX ASSESSOR COLLECTOR
 13333 NORTHWEST FREEWAY, SUITE 620
 HOUSTON, TX 77040

Hours: MON - THU 8 - 4 FRI 8 - 12
 Web: WWW.BAMUNITAX.COM

Phone: 713-900-2680
 Fax: 713-900-2685

Jur No	Stmnt Date	Delinquent Date	Receipt No
566	8/31/2024	10/1/2024	1752
Account No		[REDACTED]	

TAXES ARE DUE UPON RECEIPT. TAXES WILL BECOME DELINQUENT AFTER September 30, 2024. PAYMENT MUST BE POSTMARKED BEFORE DELINQUENT DATE TO AVOID ADDITIONAL PENALTIES AND INTEREST.

Taxes that remain delinquent on July 01, 2023 will incur an additional penalty to defray costs of collection per Section 33.07, 33.08 and/or 33.11 of the Texas Property Tax Code.

Please contact the Appraisal District concerning any corrections in appraised value, ownership, address changes or any application for exemptions.
 Harris County Appraisal District
 www.hcad.org 713-957-7800

Owner Name and Address

[REDACTED]

****RETURN SERVICE REQUESTED****

Appraised Values		Property Information		Comparisons of the last six (6) years					
Improvement	29,856	[REDACTED]	[REDACTED]	Year	Appraised	Taxable	Rate	Taxes	% Change
				2022	29,856	24,856	0.670000	166.54	-19.16%
				2021	29,856	29,856	0.690000	206.01	-11.96%
				2020	30,389	30,389	0.770000	234.00	-7.28%
				2019	31,155	31,155	0.810000	252.36	-3.57%
				2018	31,155	31,155	0.840000	261.70	-15.60%
				2017	33,704	33,704	0.920000	310.08	-7.07%
				% Change between 2022 and 2017					
					-11.42%	-26.25%	-27.17%	-46.29%	
100% Assessed Value	29,856	Service Address		Taxable Value	Tax Rate		Tax Levy		
		[REDACTED]		24,856	0.670000 per \$100		166.54		
Taxing Unit		Less Exemptions	5,000						
HARRIS COUNTY UD 16		Homestead							
								Current Taxes Due	166.54
IF YOU ARE 65 YEARS OF AGE OR OLDER OR ARE DISABLED AND THE PROPERTY DESCRIBED IN THIS DOCUMENT IS YOUR RESIDENCE HOMESTEAD, YOU SHOULD CONTACT THE APPRAISAL DISTRICT REGARDING ANY ENTITLEMENT YOU MAY HAVE TO A POSTPONEMENT IN THE PAYMENT OF THESE TAXES.									

Payment Date	Due Before Payment	Paid By	Taxes Paid	CAD Penalties Paid	P & I Paid	Atty Fee Paid	Other Paid	Total Payment
05/01/2024	304.86	[REDACTED]	200.04	0.00	54.01	50.81	0.00	304.86
08/21/2024	0.00	[REDACTED]	-33.50	0.00	0.00	0.00	0.00	0.00
			CORRECTION ROLL 24		33.50			
2022 Paid in Full							Total Paid	304.86
							CH 2393	9-1-24

2020 TAX RECEIPT

HARRIS COUNTY UD 16
 AVIK BONNERJEE, TAX ASSESSOR COLLECTOR
 13333 NORTHWEST FREEWAY, SUITE 620
 HOUSTON, TX 77040

Hours: MON - THU 8 - 4 FRI 8 - 12
 Web: WWW.BAMUNITAX.COM

Phone: 713-900-2680
 Fax: 713-900-2685

Jur No	Strt Date	Delinquent Date	Receipt No
566	8/31/2024	10/1/2024	1712

Account No [REDACTED]

TAXES ARE DUE UPON RECEIPT. TAXES WILL BECOME DELINQUENT AFTER September 30, 2024. PAYMENT MUST BE POSTMARKED BEFORE DELINQUENT DATE TO AVOID ADDITIONAL PENALTIES AND INTEREST.

Taxes that remain delinquent on July 01, 2021 will incur an additional penalty to defray costs of collection per Section 33.07,33.08 and/or 33.11 of the Texas Property Tax Code.

Please contact the Appraisal District concerning any corrections in appraised value, ownership, address changes or any application for exemptions.
 Harris County Appraisal District
 www.hcad.org 713-957-7800

Owner Name and Address

[REDACTED]

****RETURN SERVICE REQUESTED****

Appraised Values		Property Information		Comparisons of the last six (6) years					
Improvement	0	[REDACTED]	[REDACTED]	Year	Appraised	Taxable	Rate	Taxes	% Change
				2020	0	0	0.770000	0.00	0.00%
				2019	0	0	0.810000	0.00	-100.00%
				2018	27,640	27,640	0.840000	232.18	-20.10%
				2017	31,586	31,586	0.920000	290.59	-7.07%
				2016	31,586	31,586	0.990000	312.70	-17.52%
				2015	34,466	34,466	1.100000	379.13	-7.56%
				% Change between 2020 and 2015					
					-100.00%	-100.00%	-30.00%	-100.00%	
100% Assessed Value	0	[REDACTED]	[REDACTED]	Taxable Value	Tax Rate		Tax Levy		
				0	0.770000 per \$100		0.00		
Taxing Unit	Less Exemptions			Taxable Value		Tax Rate		Tax Levy	
HARRIS COUNTY UD 16				0		0.770000 per \$100		0.00	
IF YOU ARE 65 YEARS OF AGE OR OLDER OR ARE DISABLED AND THE PROPERTY DESCRIBED IN THIS DOCUMENT IS YOUR RESIDENCE HOMESTEAD, YOU SHOULD CONTACT THE APPRAISAL DISTRICT REGARDING ANY ENTITLEMENT YOU MAY HAVE TO A POSTPONEMENT IN THE PAYMENT OF THESE TAXES.								Current Taxes Due	0.00

Payment Date	Due Before Payment	Paid By	Taxes Paid	CAD Penalties Paid	P & I Paid	Atty Fee Paid	Other Paid	Total Payment
10/14/2020	212.00	[REDACTED]	4.44	0.00	0.00	0.00	0.00	4.44
07/30/2021	293.90	[REDACTED]	207.56	0.00	37.36	48.98	0.00	293.90
08/21/2024	0.00	[REDACTED]	-212.00	0.00	0.00	0.00	0.00	0.00
			212.00 +	CORRECTION ROLL				
			237.47 +	48	212.00			
002			1.49 + 47 +					
2020 Paid in Full							Total Paid	298.34

CK 2394 9-1-24

2019 TAX RECEIPT

HARRIS COUNTY UD 16
 AVIK BONNERJEE, TAX ASSESSOR COLLECTOR
 13333 NORTHWEST FREEWAY, SUITE 620
 HOUSTON, TX 77040

Hours: MON - THU 8 - 4 FRI 8 - 12
 Web: WWW.BAMUNITAX.COM

Phone: 713-900-2680
 Fax: 713-900-2685

Jur No	Stmt Date	Delinquent Date	Receipt No
566	8/31/2024	10/1/2024	1552
Account No		[REDACTED]	
TAXES ARE DUE UPON RECEIPT. TAXES WILL BECOME DELINQUENT AFTER September 30, 2024. PAYMENT MUST BE POSTMARKED BEFORE DELINQUENT DATE TO AVOID ADDITIONAL PENALTIES AND INTEREST.			
Taxes that remain delinquent on July 01, 2020 will incur an additional penalty to defray costs of collection per Section 33.07, 33.08 and/or 33.11 of the Texas Property Tax Code.			
Please contact the Appraisal District concerning any corrections in appraised value, ownership, address changes or any application for exemptions. Harris County Appraisal District www.hcad.org 713-957-7800			

Owner Name and Address
[REDACTED]
RETURN SERVICE REQUESTED

Appraised Values		Property Information		Comparisons of the last six (6) years					
Improvement	0	[REDACTED]	[REDACTED]	Year	Appraised	Taxable	Rate	Taxes	% Change
			M3	2019	0	0	0.810000	0.00	-100.00%
				2018	27,640	27,640	0.840000	232.18	-20.10%
				2017	31,586	31,586	0.920000	290.59	-7.07%
				2016	31,586	31,586	0.990000	312.70	-17.52%
				2015	34,466	34,466	1.100000	379.13	-7.56%
				2014	34,466	34,466	1.190000	410.15	-24.33%
				% Change between 2019 and 2014					
					-100.00%	-100.00%	-31.93%	-100.00%	
100% Assessed Value	0	Service Address		Taxable Value	Tax Rate		Tax Levy		
		[REDACTED]		0	0.810000 per \$100		0.00		
Taxing Unit		Less Exemptions		Current Taxes Due					
HARRIS COUNTY UD 16				0.00					
IF YOU ARE 65 YEARS OF AGE OR OLDER OR ARE DISABLED AND THE PROPERTY DESCRIBED IN THIS DOCUMENT IS YOUR RESIDENCE HOMESTEAD, YOU SHOULD CONTACT THE APPRAISAL DISTRICT REGARDING ANY ENTITLEMENT YOU MAY HAVE TO A POSTPONEMENT IN THE PAYMENT OF THESE TAXES.									

Payment Date	Due Before Payment	Paid By	Taxes Paid	CAD Penalties Paid	P. & I Paid	Atty Fee Paid	Other Paid	Total Payment
05/21/2020	268.34	[REDACTED]	237.47	0.00	30.87	0.00	0.00	268.34
08/21/2024	0.00	[REDACTED]	-237.47	0.00	0.00	0.00	0.00	0.00
CORRECTION ROLL <u>60</u> < 237.47 >								
CH 2394							9-1-24	
2019 Paid in Full							Total Paid 268.34	

Invoice



MUNICIPAL TAX SERVICE, LLC

Date	Invoice #
9/1/2024	566-378

Bill To
Harris County Utility District 16 B&A Municipal Tax Service LLC 13333 Northwest Freeway Suite 620 Houston, TX 77040

Description	Unit Count	Rate	Amount
Avik Bonnerjee, RTA - Tax Assessor Collector Fee September 2024.		2,990.10	2,990.10
2023 Additional Unit Count Invoiced 2024	8	0.90	7.20
Thank you for your business.		Total	\$2,997.30

ck 2395 9-1-24

Invoice



MUNICIPAL TAX SERVICE, LLC

Date	Invoice #
9/1/2024	566-379

Bill To
Harris County Utility District 16 B&A Municipal Tax Service LLC 13333 Northwest Freeway Suite 620 Houston, TX 77040

Description	Unit Count	Rate	Amount
Copies	649	0.20	129.80
Postage, Mailing, and Handling (14)		14.64	14.64
Roll Update & Processing Hrs. (June and July Rolls)	1	75.00	75.00
Records Retention		18.04	18.04
Meeting Travel Time/Mileage/Time (July 2024)		91.35	91.35
Installment Agreement Tracking (July 2024)		93.75	93.75
Court Affidavits	1	15.00	15.00
		<i>CK 2396</i>	<i>9-1-24</i>
Thank you for your business.		Total	\$437.58

Account No/Name/Address

Cad No/Property Descr.

Over 65 No
Veteran No
Installment Code N

Year	Stmt Date	Delq Date	Code	Taxes	Penalties	Payments	Due Aug, 2024		Due Sep, 2024		Due Oct, 2024	
							Del. P&I	Due	Del. P&I	Due	Del. P&I	Due
2023	10/15/2023	2/1/2024		1,664.00	0.00	0.00	712.19	2,376.19	732.16	2,396.16	752.13	2,416.13

Over 65 No
Veteran No
Installment Code N

Year	Stmt Date	Delq Date	Code	Taxes	Penalties	Payments	Due Aug, 2024		Due Sep, 2024		Due Oct, 2024	
							Del. P&I	Due	Del. P&I	Due	Del. P&I	Due
2023	10/15/2023	2/1/2024		1,632.13	0.00	0.00	698.55	2,330.68	718.14	2,350.27	737.73	2,369.86

Age: 0.337500

Over 65 No
Veteran No
Installment Code N

Year	Stmt Date	Delq Date	Code	Taxes	Penalties	Payments	Due Aug, 2024		Due Sep, 2024		Due Oct, 2024	
							Del. P&I	Due	Del. P&I	Due	Del. P&I	Due
2023	10/15/2023	2/1/2024		0.64	0.00	0.00	0.27	0.91	0.28	0.92	0.28	0.92
	<u>Payment Date</u>	<u>Payment Amt</u>		<u>Escrow</u>	<u>Taxes</u>	<u>Penalties</u>	<u>Del. P&I</u>	<u>Atty Fees</u>	<u>Other Fees</u>	<u>Refund</u>		
	7/11/2024	0.64		0.00	0.64	0.00	0.00	0.00	0.00	0.00	0.00	
	7/29/2024	-0.64		0.00	-0.64	0.00	0.00	0.00	0.00	0.00	0.00	

Over 65 No
Veteran No
Installment Code N

Year	Stmt Date	Delq Date	Code	Taxes	Penalties	Payments	Due Aug, 2024		Due Sep, 2024		Due Oct, 2024	
							Del. P&I	Due	Del. P&I	Due	Del. P&I	Due
2023	1/6/2024	2/1/2024		1,179.90	0.00	0.00	505.00	1,684.90	519.16	1,699.06	533.32	1,713.22

Over 65 Yes
Veteran No
Installment Code N

Year	Stmt Date	Delq Date	Code	Taxes	Penalties	Payments	Due Aug, 2024		Due Sep, 2024		Due Oct, 2024	
							Del. P&I	Due	Del. P&I	Due	Del. P&I	Due
2023	10/15/2023	2/1/2024	D	896.06	0.00	0.00	26.14	922.20	29.87	925.93	33.60	929.66
	Tax Deferred											
2022	10/17/2022	2/1/2023	D	843.64	0.00	0.00	66.79	910.43	70.30	913.94	73.82	917.46
	Tax Deferred											
2021	10/11/2021	2/1/2022	D	982.15	0.00	0.00	126.86	1,109.01	130.95	1,113.10	135.05	1,117.20
	Tax Deferred											
	Totals			2,721.85	0.00	0.00	219.79	2,941.64	231.12	2,952.97	242.47	2,964.32

44400

Over 65 No
Veteran No
Installment Code N

Year	Stmt Date	Delq Date	Code	Taxes	Penalties	Payments	Due Aug, 2024		Due Sep, 2024		Due Oct, 2024	
							Del. P&I	Due	Del. P&I	Due	Del. P&I	Due
2023	10/15/2023	2/1/2024	L	1,211.03	0.00	0.00	518.33	1,729.36	532.86	1,743.89	547.39	1,758.42
	Lawsuit: 11/28/2023											
2022	10/17/2022	2/1/2023	L	957.71	0.00	0.00	547.81	1,505.52	559.31	1,517.02	570.79	1,528.50
	Lawsuit: 11/28/2023											
	Totals			2,168.74	0.00	0.00	1,066.14	3,234.88	1,092.17	3,260.91	1,118.18	3,286.92

Account No/Name/Address

Cad No/Property Descr.

0.144400 Over 65 No
Veteran No
Installation Code N

Year	Stmt Date	Delq Date	Code	Taxes	Penalties	Payments	Due Aug, 2024		Due Sep, 2024		Due Oct, 2024	
							Del. P&I	Due	Del. P&I	Due	Del. P&I	Due
2023	10/15/2023	2/1/2024		1,109.82	0.00	851.79	19.42	296.87	82.13	359.58	85.45	362.90
Payment Date		Payment Amt	Escrow	Taxes	Penalties	Del. P&I	Atty Fees	Other Fees	Refund			
2/7/2024		574.34	0.00	554.92	0.00	19.42	0.00	0.00	0.00	0.00		
2/27/2024		277.45	0.00	277.45	0.00	0.00	0.00	0.00	0.00	0.00		

Over 65 Yes
Veteran No
Installation Code N

Year	Stmt Date	Delq Date	Code	Taxes	Penalties	Payments	Due Aug, 2024		Due Sep, 2024		Due Oct, 2024	
							Del. P&I	Due	Del. P&I	Due	Del. P&I	Due
2023	10/15/2023	2/1/2024		1,487.12	0.00	397.80	263.97	1,379.31	356.90	1,472.24	370.30	1,485.64
Payment Date		Payment Amt	Escrow	Taxes	Penalties	Del. P&I	Atty Fees	Other Fees	Refund			
2/2/2024		397.80	0.00	371.78	0.00	26.02	0.00	0.00	0.00	0.00		

Over 65 No
Veteran No
Installation Code N

Year	Stmt Date	Delq Date	Code	Taxes	Penalties	Payments	Due Aug, 2024		Due Sep, 2024		Due Oct, 2024	
							Del. P&I	Due	Del. P&I	Due	Del. P&I	Due
2023	10/15/2023	2/1/2024	L	1,550.00	0.00	0.00	663.40	2,213.40	682.00	2,232.00	700.60	2,250.60
Lawsuit: 7/4/2023												
2022	10/17/2022	2/1/2023	L	1,475.15	0.00	0.00	843.79	2,318.94	861.49	2,336.64	879.19	2,354.34
Lawsuit: 7/3/2023												
2021	10/11/2021	2/1/2022		1,534.53	0.00	0.00	1,098.73	2,633.26	1,117.13	2,651.66	1,135.55	2,670.08
2020	10/14/2020	2/2/2021		1,556.77	0.00	0.00	1,338.82	2,895.59	1,357.50	2,914.27	1,376.19	2,932.96
2019	10/18/2019	2/1/2020		1,488.77	0.00	975.10	515.73	1,029.40	521.89	1,035.56	528.05	1,041.72
Payment Date		Payment Amt	Escrow	Taxes	Penalties	Del. P&I	Atty Fees	Other Fees	Refund			
4/5/2022		197.16	0.00	197.16	0.00	0.00	0.00	0.00	0.00	0.00		
5/12/2022		178.28	0.00	178.28	0.00	0.00	0.00	0.00	0.00	0.00		
6/6/2022		99.29	0.00	99.29	0.00	0.00	0.00	0.00	0.00	0.00		
7/6/2022		77.00	0.00	77.00	0.00	0.00	0.00	0.00	0.00	0.00		
8/4/2022		104.81	0.00	104.81	0.00	0.00	0.00	0.00	0.00	0.00		
9/7/2022		83.28	0.00	83.28	0.00	0.00	0.00	0.00	0.00	0.00		
10/6/2022		30.41	0.00	30.41	0.00	0.00	0.00	0.00	0.00	0.00		
12/6/2022		204.87	0.00	204.87	0.00	0.00	0.00	0.00	0.00	0.00		
Totals				7,605.22	0.00	0.00	4,460.47	11,090.59	4,540.01	11,170.13	4,619.58	11,249.70

Over 65 No
Veteran No
Installation Code I

Year	Stmt Date	Delq Date	Code	Taxes	Penalties	Payments	Due Aug, 2024		Due Sep, 2024		Due Oct, 2024	
							Del. P&I	Due	Del. P&I	Due	Del. P&I	Due
2023	10/15/2023	2/1/2024		1,803.69	0.00	1,225.00	310.79	1,036.93	319.50	1,045.64	328.22	1,054.36
Payment Date		Payment Amt	Escrow	Taxes	Penalties	Del. P&I	Atty Fees	Other Fees	Refund			
4/15/2024		425.00	0.00	389.91	0.00	35.09	0.00	0.00	0.00	0.00		
5/1/2024		200.00	0.00	169.35	0.00	30.65	0.00	0.00	0.00	0.00		
5/30/2024		200.00	0.00	171.05	0.00	28.95	0.00	0.00	0.00	0.00		
7/1/2024		200.00	0.00	172.76	0.00	27.24	0.00	0.00	0.00	0.00		
7/30/2024		200.00	0.00	174.48	0.00	25.52	0.00	0.00	0.00	0.00		

Over 65 No
Veteran No
Installation Code N

Year	Stmt Date	Delq Date	Code	Taxes	Penalties	Payments	Due Aug, 2024		Due Sep, 2024		Due Oct, 2024	
							Del. P&I	Due	Del. P&I	Due	Del. P&I	Due
2023	10/15/2023	2/1/2024		1,162.86	0.00	0.00	497.70	1,660.56	511.66	1,674.52	525.61	1,688.47

Account No/Name/Address

Cad No/Property Descr.

Over 65
Veteran
Installment Code

No
No
N

Year	Stmt Date	Delq Date	Code	Taxes	Penalties	Payments	Due Aug, 2024		Due Sep, 2024		Due Oct, 2024	
							Del. P&I	Due	Del. P&I	Due	Del. P&I	Due
2023	2/23/2024	4/2/2024		1,319.50	0.00	1,046.09	110.46	383.87	113.73	387.14	117.02	390.43
	Payment Date	Payment Amt	Escrow	Taxes	Penalties		Del. P&I	Atty Fees	Other Fees	Refund		
	1/24/2024	1,046.09	0.00	1,046.09	0.00		0.00	0.00	0.00	0.00		
2022	2/23/2024	4/2/2024		1,210.43	0.00	995.57	86.81	301.67	89.38	304.24	91.96	306.82
	Payment Date	Payment Amt	Escrow	Taxes	Penalties		Del. P&I	Atty Fees	Other Fees	Refund		
	1/31/2023	995.57	0.00	995.57	0.00		0.00	0.00	0.00	0.00		
Totals				2,529.93	0.00	0.00	197.27	685.54	203.11	691.38	208.98	697.25

Over 65
Veteran
Installment Code

No
No
N

Year	Stmt Date	Delq Date	Code	Taxes	Penalties	Payments	Due Aug, 2024		Due Sep, 2024		Due Oct, 2024	
							Del. P&I	Due	Del. P&I	Due	Del. P&I	Due
2023	10/15/2023	2/1/2024		1,726.79	0.00	0.00	739.07	2,465.86	759.79	2,486.58	780.51	2,507.30

Over 65
Veteran
Installment Code

No
No
N

Year	Stmt Date	Delq Date	Code	Taxes	Penalties	Payments	Due Aug, 2024		Due Sep, 2024		Due Oct, 2024	
							Del. P&I	Due	Del. P&I	Due	Del. P&I	Due
2023	1/24/2024	2/1/2024	D	1,209.86	0.00	0.00	35.29	1,245.15	40.33	1,250.19	45.37	1,255.23
	Tax Deferred											
2022	1/24/2024	2/1/2023	D	1,142.30	0.00	0.00	522.60	1,664.90	527.36	1,669.66	532.12	1,674.42
	Tax Deferred											
Totals				2,352.16	0.00	0.00	557.89	2,910.05	567.69	2,919.85	577.49	2,929.65

Age: 0.077600

Over 65
Veteran
Installment Code

No
No
N

Year	Stmt Date	Delq Date	Code	Taxes	Penalties	Payments	Due Aug, 2024		Due Sep, 2024		Due Oct, 2024	
							Del. P&I	Due	Del. P&I	Due	Del. P&I	Due
2023	10/15/2023	2/1/2024		1.07	0.00	0.00	0.45	1.52	0.47	1.54	0.48	1.55
2022	10/17/2022	2/1/2023		1.12	0.00	0.00	0.64	1.76	0.66	1.78	0.67	1.79
Totals				2.19	0.00	0.00	1.09	3.28	1.13	3.32	1.15	3.34

140-061-002-0011
FKH SFR PROPCO 1 LP
1850 PARKWAY PL STE 900
MARIETTA, GA 30067-8261

1400610020011
LT 11 BLK 2
IMPERIAL GREEN SEC 2

Over 65
Veteran
Installment Code

Yes
Yes
N

19807 WHITE PEARL CT ; 77073 ; 77073

Year	Stmt Date	Delq Date	Code	Taxes	Penalties	Payments	Due Aug, 2024		Due Sep, 2024		Due Oct, 2024	
							Del. P&I	Due	Del. P&I	Due	Del. P&I	Due
2021	6/20/2024	8/1/2024		16.93	0.00	0.00	2.20	19.13	6.23	23.16	6.43	23.36

Age: 0.565700

Over 65
Veteran
Installment Code

No
No
N

Year	Stmt Date	Delq Date	Code	Taxes	Penalties	Payments	Due Aug, 2024		Due Sep, 2024		Due Oct, 2024	
							Del. P&I	Due	Del. P&I	Due	Del. P&I	Due
2023	10/15/2023	2/1/2024		7.88	0.00	0.00	3.38	11.26	3.47	11.35	3.56	11.44
2022	10/17/2022	2/1/2023		8.25	0.00	0.00	4.72	12.97	4.82	13.07	4.91	13.16
Totals				16.13	0.00	0.00	8.10	24.23	8.29	24.42	8.47	24.60

Account No/Name/Address Cad No/Property Descr.

Over 65 No
Veteran No
Installment Code N

Year	Stmt Date	Delq Date	Code	Taxes	Penalties	Payments	Due Aug, 2024		Due Sep, 2024		Due Oct, 2024	
							Del. P&I	Due	Del. P&I	Due	Del. P&I	Due
2023	10/15/2023	2/1/2024		1,730.27	0.00	0.00	740.55	2,470.82	761.31	2,491.58	782.09	2,512.36

Over 65 No
Veteran No
Installment Code N

Year	Stmt Date	Delq Date	Code	Taxes	Penalties	Payments	Due Aug, 2024		Due Sep, 2024		Due Oct, 2024	
							Del. P&I	Due	Del. P&I	Due	Del. P&I	Due
2023	10/15/2023	2/1/2024		29.98	0.00	0.00	12.84	42.82	13.20	43.18	13.56	43.54

Over 65 No
Veteran No
Installment Code N

Year	Stmt Date	Delq Date	Code	Taxes	Penalties	Payments	Due Aug, 2024		Due Sep, 2024		Due Oct, 2024	
							Del. P&I	Due	Del. P&I	Due	Del. P&I	Due
2022	10/17/2022	2/1/2023		28.80	2.88	0.00	18.12	49.80	18.50	50.18	18.88	50.56
2021	10/11/2021	2/1/2022		30.11	3.01	0.00	23.71	56.83	24.11	57.23	24.50	57.62
2020	10/14/2020	2/2/2021		37.34	3.73	0.00	35.32	76.39	35.81	76.88	36.31	77.38
2019	10/18/2019	2/1/2020		43.64	4.36	0.00	48.19	96.19	48.77	96.77	49.34	97.34
2018	10/24/2018	2/1/2019		49.53	4.95	0.00	62.54	117.02	63.19	117.67	63.85	118.33
Totals				189.42	18.93	0.00	187.88	396.23	190.38	398.73	192.88	401.23

Over 65 No
Veteran No
Installment Code N

Year	Stmt Date	Delq Date	Code	Taxes	Penalties	Payments	Due Aug, 2024		Due Sep, 2024		Due Oct, 2024	
							Del. P&I	Due	Del. P&I	Due	Del. P&I	Due
2022	10/17/2022	2/1/2023		20.13	0.00	0.00	11.51	31.64	11.75	31.88	11.99	32.12

Over 65 No
Veteran No
Installment Code N

Year	Stmt Date	Delq Date	Code	Taxes	Penalties	Payments	Due Aug, 2024		Due Sep, 2024		Due Oct, 2024	
							Del. P&I	Due	Del. P&I	Due	Del. P&I	Due
2022	10/17/2022	2/1/2023		17.54	1.75	0.00	11.03	30.32	11.26	30.55	11.50	30.79
2020	10/14/2020	2/2/2021		20.16	2.02	0.00	19.08	41.26	19.34	41.52	19.60	41.78
2019	10/18/2019	2/1/2020		18.23	1.82	0.00	20.13	40.18	20.37	40.42	20.61	40.66
2018	10/24/2018	2/1/2019		26.17	2.62	0.00	33.05	61.84	33.39	62.18	33.74	62.53
Totals				82.10	8.21	0.00	83.29	173.60	84.36	174.67	85.45	175.76

Over 65 No
Veteran No
Installment Code N

Year	Stmt Date	Delq Date	Code	Taxes	Penalties	Payments	Due Aug, 2024		Due Sep, 2024		Due Oct, 2024	
							Del. P&I	Due	Del. P&I	Due	Del. P&I	Due
2022	10/17/2022	2/1/2023		13.90	1.39	0.00	8.75	24.04	8.93	24.22	9.12	24.41
2021	10/11/2021	2/1/2022		14.32	1.43	0.00	11.27	27.02	11.47	27.22	11.66	27.41
2020	12/23/2020	2/2/2021	L	15.98	1.60	0.00	15.12	32.70	15.32	32.90	15.54	33.12
	Lawsuit: 6/8/2021											
2019	10/18/2019	2/1/2020	L	24.57	0.00	0.00	24.67	49.24	24.97	49.54	25.25	49.82
	Lawsuit: 6/8/2021											
2018	10/24/2018	2/1/2019	L	62.89	0.00	0.00	72.19	135.08	72.95	135.84	73.71	136.60
	Lawsuit: 6/8/2021											
Totals				131.66	4.42	0.00	132.00	268.08	133.64	269.72	135.28	271.36

Account No/Name/Address

Cad No/Property Descr.

Over 65
Veteran
Installment Code

No
No
N

Year	Stmt Date	Delq Date	Code	Taxes	Penalties	Payments	Due Aug, 2024		Due Sep, 2024		Due Oct, 2024	
							Del. P&I	Due	Del. P&I	Due	Del. P&I	Due
2023	10/15/2023	2/1/2024		19.67	1.97	0.00	9.26	30.90	9.52	31.16	9.78	31.42

Over 65
Veteran
Installment Code

No
No
N

Year	Stmt Date	Delq Date	Code	Taxes	Penalties	Payments	Due Aug, 2024		Due Sep, 2024		Due Oct, 2024	
							Del. P&I	Due	Del. P&I	Due	Del. P&I	Due
2023	11/15/2023	2/1/2024		1,078.97	107.90	0.00	507.99	1,694.86	522.22	1,709.09	536.46	1,723.33
2022	10/17/2022	2/1/2023		1,069.88	106.99	0.00	673.17	1,850.04	687.29	1,864.16	701.42	1,878.29
2021	10/11/2021	2/1/2022		1,055.80	105.58	0.00	831.54	1,992.92	845.49	2,006.87	859.42	2,020.80
2020	10/14/2020	2/2/2021		1,178.21	117.82	0.00	1,114.59	2,410.62	1,130.14	2,426.17	1,145.69	2,441.72
2018	10/24/2018	2/1/2019		7,238.75	0.00	0.00	8,310.08	15,548.83	8,396.95	15,635.70	8,483.82	15,722.57
Totals				11,621.61	438.29	0.00	11,437.37	23,497.27	11,582.09	23,641.99	11,726.81	23,786.71

Over 65
Veteran
Installment Code

No
No
N

Year	Stmt Date	Delq Date	Code	Taxes	Penalties	Payments	Due Aug, 2024		Due Sep, 2024		Due Oct, 2024	
							Del. P&I	Due	Del. P&I	Due	Del. P&I	Due
2022	11/13/2022	2/1/2023		97.49	9.75	0.00	61.34	168.58	62.63	169.87	63.92	171.16
2021	10/15/2021	2/1/2022		100.40	10.04	0.00	79.08	189.52	80.40	190.84	81.73	192.17
2020	10/14/2020	2/2/2021		112.04	11.20	0.00	105.98	229.22	107.46	230.70	108.95	232.19
2019	10/22/2019	2/1/2020		117.86	0.00	0.00	118.34	236.20	119.74	237.60	121.16	239.02
2018	10/24/2018	2/1/2019	L	133.02	0.00	0.00	152.71	285.73	154.31	287.33	155.90	288.92
2017	1/23/2018	3/1/2018	L	145.69	0.00	0.00	186.48	332.17	188.23	333.92	189.97	335.66
Totals				706.50	30.99	0.00	703.93	1,441.42	712.77	1,450.26	721.63	1,459.12

Over 65
Veteran
Installment Code

No
No
N

Year	Stmt Date	Delq Date	Code	Taxes	Penalties	Payments	Due Aug, 2024		Due Sep, 2024		Due Oct, 2024	
							Del. P&I	Due	Del. P&I	Due	Del. P&I	Due
2023	10/15/2023	2/1/2024		834.22	83.42	320.00	296.94	990.72	305.27	999.05	313.58	1,007.36
Payment Date				Payment Amt	Escrow	Taxes	Penalties	Del. P&I	Atty Fees	Other Fees	Refund	
7/1/2024				160.00	0.00	115.94	0.00	17.39	26.67	0.00	0.00	
8/1/2024				160.00	0.00	107.92	0.00	25.41	26.67	0.00	0.00	

Over 65
Veteran
Installment Code

No
No
N


Year	Stmt Date	Delq Date	Code	Taxes	Penalties	Payments	Due Aug, 2024		Due Sep, 2024		Due Oct, 2024	
							Del. P&I	Due	Del. P&I	Due	Del. P&I	Due
2022	10/17/2022	2/1/2023	L	632.21	63.22	0.00	397.78	1,093.21	406.13	1,101.56	414.47	1,109.90
Lawsuit: 7/3/2023												
2021	10/11/2021	2/1/2022		59.38	5.94	0.00	46.77	112.09	47.55	112.87	48.33	113.65
2020	10/14/2020	2/2/2021		66.27	6.63	0.00	62.70	135.60	63.56	136.46	64.44	137.34
Totals				757.86	75.79	0.00	507.25	1,340.90	517.24	1,350.89	527.24	1,360.89

Over 65
Veteran
Installment Code

No
No
N

Year	Stmt Date	Delq Date	Code	Taxes	Penalties	Payments	Due Aug, 2024		Due Sep, 2024		Due Oct, 2024	
							Del. P&I	Due	Del. P&I	Due	Del. P&I	Due
2023	10/15/2023	2/1/2024		18.45	0.00	3.49	6.40	21.36	6.58	21.54	6.76	21.72


Account No/Name/Address		Cad No/Property Descr.									
Payment Date	Payment Amt	Escrow	Taxes	Penalties	Del. P&I	Atty Fees	Other Fees	Refund			
2/7/2024	3.49	0.00	3.49	0.00	0.00	0.00	0.00	0.00			
2022 10/17/2022	2/1/2023	17.95	0.00	3.62	8.19	22.52	8.37	22.70	8.54	22.87	
Payment Date	Payment Amt	Escrow	Taxes	Penalties	Del. P&I	Atty Fees	Other Fees	Refund			
2/1/2023	3.62	0.00	3.62	0.00	0.00	0.00	0.00	0.00			
2021 10/11/2021	2/1/2022	30.82	0.00	19.21	8.31	19.92	8.45	20.06	8.59	20.20	
Payment Date	Payment Amt	Escrow	Taxes	Penalties	Del. P&I	Atty Fees	Other Fees	Refund			
2/1/2022	19.21	0.00	19.21	0.00	0.00	0.00	0.00	0.00			
Totals		67.22	0.00	0.00	22.90	63.80	23.40	64.30	23.89	64.79	



Over 65
Veteran
Installation Code

No
No
N

Year	Stmt Date	Delq Date	Code	Taxes	Penalties	Payments	Due Aug, 2024		Due Sep, 2024		Due Oct, 2024	
							Del. P&I	Due	Del. P&I	Due	Del. P&I	Due
2023	10/15/2023	2/1/2024		7.19	0.72	0.00	3.38	11.29	3.48	11.39	3.57	11.48
2022	10/17/2022	2/1/2023		7.52	0.75	0.00	4.73	13.00	4.83	13.10	4.93	13.20
2021	12/15/2021	2/1/2022		7.75	0.78	0.00	6.11	14.64	6.21	14.74	6.31	14.84
Totals				22.46	2.25	0.00	14.22	38.93	14.52	39.23	14.81	39.52



Over 65
Veteran
Installation Code

No
No
N

Year	Stmt Date	Delq Date	Code	Taxes	Penalties	Payments	Due Aug, 2024		Due Sep, 2024		Due Oct, 2024	
							Del. P&I	Due	Del. P&I	Due	Del. P&I	Due
2023	10/15/2023	2/1/2024		24.30	2.43	0.00	11.44	38.17	11.77	38.50	12.08	38.81
2022	10/17/2022	2/1/2023		25.44	2.54	0.00	16.00	43.98	16.34	44.32	16.67	44.65
2021	10/15/2021	2/1/2022		26.20	2.62	0.00	20.63	49.45	20.98	49.80	21.33	50.15
2020	10/14/2020	2/2/2021		29.24	2.92	0.00	27.66	59.82	28.04	60.20	28.43	60.59
2019	3/19/2020	5/1/2020		30.76	3.08	0.00	32.76	66.60	33.17	67.01	33.56	67.40
Totals				135.94	13.59	0.00	108.49	258.02	110.30	259.83	112.07	261.60



Over 65
Veteran
Installation Code

No
No
N

Year	Stmt Date	Delq Date	Code	Taxes	Penalties	Payments	Due Aug, 2024		Due Sep, 2024		Due Oct, 2024	
							Del. P&I	Due	Del. P&I	Due	Del. P&I	Due
2023	10/15/2023	2/1/2024		123.47	12.35	0.00	58.14	193.96	59.76	195.58	61.39	197.21



Over 65
Veteran
Installation Code

No
No
N

Year	Stmt Date	Delq Date	Code	Taxes	Penalties	Payments	Due Aug, 2024		Due Sep, 2024		Due Oct, 2024	
							Del. P&I	Due	Del. P&I	Due	Del. P&I	Due
2023	11/3/2023	2/1/2024		16.64	0.00	0.00	7.12	23.76	7.32	23.96	7.52	24.16



Over 65
Veteran
Installation Code

No
No
N

Year	Stmt Date	Delq Date	Code	Taxes	Penalties	Payments	Due Aug, 2024		Due Sep, 2024		Due Oct, 2024	
							Del. P&I	Due	Del. P&I	Due	Del. P&I	Due
2022	10/17/2022	2/1/2023		22.80	2.28	0.00	14.34	39.42	14.65	39.73	14.95	40.03
2021	10/11/2021	2/1/2022		32.64	3.26	0.00	25.71	61.61	26.14	62.04	26.57	62.47
Totals				55.44	5.54	0.00	40.05	101.03	40.79	101.77	41.52	102.50

Account No/Name/Address

Cad No/Property Descr.

Over 65 No
Veteran No
Installment Code N

Year	Stmt Date	Delq Date	Code	Taxes	Penalties	Payments	Due Aug, 2024		Due Sep, 2024		Due Oct, 2024	
							Del. P&I	Due	Del. P&I	Due	Del. P&I	Due
2023	3/24/2024	5/1/2024		260.84	26.08	0.00	112.48	399.40	115.92	402.84	119.36	406.28
2022	10/17/2022	2/1/2023	L	877.20	87.72	0.00	551.94	1,516.86	563.51	1,528.43	575.09	1,540.01
	Lawsuit: 8/29/2023											
2021	10/11/2021	2/1/2022	L	108.90	10.89	0.00	85.77	205.56	87.21	207.00	88.65	208.44
	Lawsuit: 8/29/2023											
Totals				1,246.94	124.69	0.00	750.19	2,121.82	766.64	2,138.27	783.10	2,154.73

Over 65 No
Veteran No
Installment Code N

Year	Stmt Date	Delq Date	Code	Taxes	Penalties	Payments	Due Aug, 2024		Due Sep, 2024		Due Oct, 2024	
							Del. P&I	Due	Del. P&I	Due	Del. P&I	Due
2023	1/24/2024	3/1/2024	L	324.77	32.48	0.00	148.61	505.86	152.91	510.16	157.19	514.44
	Lawsuit: 8/2/2024											

Over 65 No
Veteran No
Installment Code N

Year	Stmt Date	Delq Date	Code	Taxes	Penalties	Payments	Due Aug, 2024		Due Sep, 2024		Due Oct, 2024	
							Del. P&I	Due	Del. P&I	Due	Del. P&I	Due
2022	10/17/2022	2/1/2023		174.39	17.44	0.00	109.73	301.56	112.03	303.86	114.33	306.16
2021	10/15/2021	2/1/2022		45.52	4.55	0.00	35.85	85.92	36.45	86.52	37.05	87.12
2020	10/14/2021	2/1/2023		69.42	6.94	0.00	65.67	142.03	66.58	142.94	67.51	143.87
Totals				289.33	28.93	0.00	211.25	529.51	215.06	533.32	218.89	537.15

Over 65 No
Veteran No
Installment Code N

Year	Stmt Date	Delq Date	Code	Taxes	Penalties	Payments	Due Aug, 2024		Due Sep, 2024		Due Oct, 2024	
							Del. P&I	Due	Del. P&I	Due	Del. P&I	Due
2022	10/17/2022	2/1/2023		28.07	2.81	0.00	17.66	48.54	18.03	48.91	18.40	49.28
2021	5/19/2022	6/1/2022		32.12	3.21	0.00	23.60	58.93	24.02	59.35	24.45	59.78
Totals				60.19	6.02	0.00	41.26	107.47	42.05	108.26	42.85	109.06

Over 65 No
Veteran No
Installment Code N

Year	Stmt Date	Delq Date	Code	Taxes	Penalties	Payments	Due Aug, 2024		Due Sep, 2024		Due Oct, 2024	
							Del. P&I	Due	Del. P&I	Due	Del. P&I	Due
2021	5/18/2023	2/1/2024		57.30	5.73	0.00	45.13	108.16	45.88	108.91	46.64	109.67

Over 65 No
Veteran No
Installment Code N

Year	Stmt Date	Delq Date	Code	Taxes	Penalties	Payments	Due Aug, 2024		Due Sep, 2024		Due Oct, 2024	
							Del. P&I	Due	Del. P&I	Due	Del. P&I	Due
2023	10/15/2023	2/1/2024		47.97	4.80	0.00	22.59	75.36	23.21	75.98	23.85	76.62
2022	6/21/2023	2/1/2024		45.59	4.56	0.00	28.69	78.84	29.29	79.44	29.89	80.04
2021	6/20/2023	2/1/2024		35.82	3.58	0.00	28.21	67.61	28.69	68.09	29.16	68.56
Totals				129.38	12.94	0.00	79.49	221.81	81.19	223.51	82.90	225.22

Account No/Name/Address		Cad No/Property Descr.		Over 65	No
[REDACTED]		[REDACTED]		Veteran	No
[REDACTED]		[REDACTED]		Installment Code	N

Year	Stmt Date	Delq Date	Code	Taxes	Penalties	Payments	Due Aug, 2024		Due Sep, 2024		Due Oct, 2024	
							Del. P&I	Due	Del. P&I	Due	Del. P&I	Due
2021	6/20/2023	8/1/2023		8.94	0.89	0.00	4.92	14.75	5.04	14.87	5.15	14.98

Account No/Name/Address		Cad No/Property Descr.		Over 65	No
[REDACTED]		[REDACTED]		Veteran	No
[REDACTED]		[REDACTED]		Installment Code	N

Year	Stmt Date	Delq Date	Code	Taxes	Penalties	Payments	Due Aug, 2024		Due Sep, 2024		Due Oct, 2024	
							Del. P&I	Due	Del. P&I	Due	Del. P&I	Due
2022	6/21/2023	8/1/2023	B	446.62	44.66	0.00	245.64	736.92	251.53	742.81	257.44	748.72
	Bankruptcy: 5/22/2023											
2021	6/20/2023	2/1/2024	B	391.66	39.17	0.00	184.40	615.23	189.57	620.40	194.73	625.56
	Bankruptcy: 5/22/2023											
Totals				838.28	83.83	0.00	430.04	1,352.15	441.10	1,363.21	452.17	1,374.28

Account No/Name/Address		Cad No/Property Descr.		Over 65	No
[REDACTED]		[REDACTED]		Veteran	No
[REDACTED]		[REDACTED]		Installment Code	N

Year	Stmt Date	Delq Date	Code	Taxes	Penalties	Payments	Due Aug, 2024		Due Sep, 2024		Due Oct, 2024	
							Del. P&I	Due	Del. P&I	Due	Del. P&I	Due
2023	1/6/2024	2/1/2024		4,267.64	0.00	0.00	1,826.55	6,094.19	1,877.76	6,145.40	1,928.97	6,196.61

Account No/Name/Address		Cad No/Property Descr.		Over 65	No
[REDACTED]		[REDACTED]		Veteran	No
[REDACTED]		[REDACTED]		Installment Code	N

Year	Stmt Date	Delq Date	Code	Taxes	Penalties	Payments	Due Aug, 2024		Due Sep, 2024		Due Oct, 2024	
							Del. P&I	Due	Del. P&I	Due	Del. P&I	Due
2017	10/16/2017	2/1/2018	L	321.47	0.00	0.00	415.34	736.81	419.19	740.66	423.06	744.53
	Lawsuit: 2/5/2018											
2016	10/17/2016	2/1/2017	L	345.93	0.00	0.00	496.76	842.69	500.91	846.84	505.06	850.99
	Lawsuit: 2/5/2018											
Totals				667.40	0.00	0.00	912.10	1,579.50	920.10	1,587.50	928.12	1,595.52

Account No/Name/Address		Cad No/Property Descr.		Over 65	No
[REDACTED]		[REDACTED]		Veteran	No
[REDACTED]		[REDACTED]		Installment Code	N

Year	Stmt Date	Delq Date	Code	Taxes	Penalties	Payments	Due Aug, 2024		Due Sep, 2024		Due Oct, 2024	
							Del. P&I	Due	Del. P&I	Due	Del. P&I	Due
2019	10/18/2019	2/1/2020	L	311.07	0.00	0.00	312.32	623.39	316.05	627.12	319.78	630.85
	Lawsuit: 4/5/2021											

Account No/Name/Address		Cad No/Property Descr.		Over 65	No
[REDACTED]		[REDACTED]		Veteran	No
[REDACTED]		[REDACTED]		Installment Code	N

Year	Stmt Date	Delq Date	Code	Taxes	Penalties	Payments	Due Aug, 2024		Due Sep, 2024		Due Oct, 2024	
							Del. P&I	Due	Del. P&I	Due	Del. P&I	Due
2023	10/15/2023	2/1/2024		181.15	0.00	0.00	77.53	258.68	79.71	260.86	81.88	263.03

Account No/Name/Address		Cad No/Property Descr.		Over 65	No
[REDACTED]		[REDACTED]		Veteran	No
[REDACTED]		[REDACTED]		Installment Code	N

Year	Stmt Date	Delq Date	Code	Taxes	Penalties	Payments	Due Aug, 2024		Due Sep, 2024		Due Oct, 2024	
							Del. P&I	Due	Del. P&I	Due	Del. P&I	Due
2023	10/15/2023	2/1/2024		227.58	0.00	0.00	97.40	324.98	100.14	327.72	102.86	330.44

Account No/Name/Address

Cad No/Property Descr.

Over 65
Veteran
Installment Code

No
No
N

Year	Stmt Date	Delq Date	Code	Taxes	Penalties	Payments	Due Aug, 2024		Due Sep, 2024		Due Oct, 2024	
							Del. P&I	Due	Del. P&I	Due	Del. P&I	Due
2023	10/15/2023	2/1/2024		216.40	0.00	0.00	92.62	309.02	95.22	311.62	97.81	314.21

Over 65
Veteran
Installment Code

No
No
N

Year	Stmt Date	Delq Date	Code	Taxes	Penalties	Payments	Due Aug, 2024		Due Sep, 2024		Due Oct, 2024	
							Del. P&I	Due	Del. P&I	Due	Del. P&I	Due
2023	10/15/2023	2/1/2024		111.67	0.00	0.00	47.80	159.47	49.13	160.80	50.47	162.14

Over 65
Veteran
Installment Code

No
No
N

Year	Stmt Date	Delq Date	Code	Taxes	Penalties	Payments	Due Aug, 2024		Due Sep, 2024		Due Oct, 2024	
							Del. P&I	Due	Del. P&I	Due	Del. P&I	Due
2023	10/15/2023	2/1/2024		188.42	0.00	0.00	80.64	269.06	82.90	271.32	85.17	273.59

Over 65
Veteran
Installment Code

No
No
N

Year	Stmt Date	Delq Date	Code	Taxes	Penalties	Payments	Due Aug, 2024		Due Sep, 2024		Due Oct, 2024	
							Del. P&I	Due	Del. P&I	Due	Del. P&I	Due
2023	10/15/2023	2/1/2024		195.32	0.00	0.00	83.60	278.92	85.94	281.26	88.29	283.61

Over 65
Veteran
Installment Code

No
No
N

Year	Stmt Date	Delq Date	Code	Taxes	Penalties	Payments	Due Aug, 2024		Due Sep, 2024		Due Oct, 2024	
							Del. P&I	Due	Del. P&I	Due	Del. P&I	Due
2023	10/15/2023	2/1/2024	L	158.45	0.00	0.00	67.82	226.27	69.72	228.17	71.61	230.06
2022	10/17/2022	2/1/2023	L	137.01	0.00	0.00	78.37	215.38	80.01	217.02	81.65	218.66
Totals				295.46	0.00	0.00	146.19	441.65	149.73	445.19	153.26	448.72

Over 65
Veteran
Installment Code

No
No
N

Year	Stmt Date	Delq Date	Code	Taxes	Penalties	Payments	Due Aug, 2024		Due Sep, 2024		Due Oct, 2024	
							Del. P&I	Due	Del. P&I	Due	Del. P&I	Due
2023	10/15/2023	2/1/2024		193.72	0.00	0.00	82.92	276.64	85.23	278.95	87.56	281.28

Over 65
Veteran
Installment Code

No
No
N

Year	Stmt Date	Delq Date	Code	Taxes	Penalties	Payments	Due Aug, 2024		Due Sep, 2024		Due Oct, 2024	
							Del. P&I	Due	Del. P&I	Due	Del. P&I	Due
2023	10/15/2023	2/1/2024		270.32	0.00	0.00	115.70	386.02	118.94	389.26	122.19	392.51

Account No/Name/Address

Cad No/Property Descr.

Over 65
Veteran
Installation Code

No
No
N

Year	Stmt Date	Delq Date	Code	Taxes	Penalties	Payments	Due Aug, 2024		Due Sep, 2024		Due Oct, 2024	
							Del. P&I	Due	Del. P&I	Due	Del. P&I	Due
2023	10/15/2023	2/1/2024		195.32	0.00	0.00	83.60	278.92	85.94	281.26	88.29	283.61
2022	10/17/2022	2/1/2023	L	169.78	0.00	0.00	97.11	266.89	99.15	268.93	101.19	270.97
Lawsuit: 3/7/2022												
2021	10/11/2021	2/1/2022	L	174.85	0.00	0.00	125.20	300.05	127.29	302.14	129.39	304.24
Lawsuit: 5/10/2022												
2020	10/14/2020	2/2/2021	L	197.02	0.00	0.00	169.44	366.46	171.80	368.82	174.16	371.18
Lawsuit: 5/10/2022												
Totals				736.97	0.00	0.00	475.35	1,212.32	484.18	1,221.15	493.03	1,230.00

Over 65
Veteran
Installation Code

No
No
N

Year	Stmt Date	Delq Date	Code	Taxes	Penalties	Payments	Due Aug, 2024		Due Sep, 2024		Due Oct, 2024	
							Del. P&I	Due	Del. P&I	Due	Del. P&I	Due
2023	10/15/2023	2/1/2024		270.49	0.00	0.00	115.77	386.26	119.02	389.51	122.26	392.75
2022	10/17/2022	2/1/2023		235.99	0.00	0.00	134.99	370.98	137.82	373.81	140.65	376.64
2021	10/11/2021	2/1/2022		243.03	0.00	0.00	174.01	417.04	176.92	419.95	179.84	422.87
2020	10/14/2020	2/2/2021	L	274.47	0.00	0.00	236.05	510.52	239.33	513.80	242.63	517.10
Lawsuit: 6/8/2021												
2019	10/18/2019	2/1/2020	L	297.26	0.00	0.00	298.44	595.70	302.02	599.28	305.58	602.84
Lawsuit: 6/8/2021												
2018	10/24/2018	2/1/2019	L	308.27	0.00	0.00	353.89	662.16	357.60	665.87	361.29	669.56
Lawsuit: 6/8/2021												
Totals				1,629.51	0.00	0.00	1,313.15	2,942.66	1,332.71	2,962.22	1,352.25	2,981.76

Over 65
Veteran
Installation Code

No
No
N

Year	Stmt Date	Delq Date	Code	Taxes	Penalties	Payments	Due Aug, 2024		Due Sep, 2024		Due Oct, 2024	
							Del. P&I	Due	Del. P&I	Due	Del. P&I	Due
2023	10/15/2023	2/1/2024		88.55	0.00	0.00	37.89	126.44	38.96	127.51	40.03	128.58

Over 65
Veteran
Installation Code

No
No
N

Year	Stmt Date	Delq Date	Code	Taxes	Penalties	Payments	Due Aug, 2024		Due Sep, 2024		Due Oct, 2024	
							Del. P&I	Due	Del. P&I	Due	Del. P&I	Due
2023	11/15/2023	2/1/2024		199.65	0.00	0.00	85.45	285.10	87.85	287.50	90.25	289.90

Over 65
Veteran
Installation Code

No
No
N

Year	Stmt Date	Delq Date	Code	Taxes	Penalties	Payments	Due Aug, 2024		Due Sep, 2024		Due Oct, 2024	
							Del. P&I	Due	Del. P&I	Due	Del. P&I	Due
2023	10/15/2023	2/1/2024		134.82	0.00	0.00	57.71	192.53	59.32	194.14	60.94	195.76

Over 65
Veteran
Installation Code

No
No
N

Year	Stmt Date	Delq Date	Code	Taxes	Penalties	Payments	Due Aug, 2024		Due Sep, 2024		Due Oct, 2024	
							Del. P&I	Due	Del. P&I	Due	Del. P&I	Due
2023	10/15/2023	2/1/2024		176.26	0.00	0.00	75.44	251.70	77.55	253.81	79.66	255.92

Account No/Name/Address		Cad No/Property Descr.		Over 65	No
[REDACTED]		[REDACTED]		Veteran	No
[REDACTED]		[REDACTED]		Installment Code	N

Year	Stmt Date	Delq Date	Code	Taxes	Penalties	Payments	Due Aug, 2024		Due Sep, 2024		Due Oct, 2024	
							Del. P&I	Due	Del. P&I	Due	Del. P&I	Due
2023	10/15/2023	2/1/2024		189.39	0.00	0.00	81.05	270.44	83.33	272.72	85.60	274.99

Account No/Name/Address		Cad No/Property Descr.		Over 65	No
[REDACTED]		[REDACTED]		Veteran	No
[REDACTED]		[REDACTED]		Installment Code	N

Year	Stmt Date	Delq Date	Code	Taxes	Penalties	Payments	Due Aug, 2024		Due Sep, 2024		Due Oct, 2024	
							Del. P&I	Due	Del. P&I	Due	Del. P&I	Due
2023	10/15/2023	2/1/2024	L	162.75	0.00	0.00	69.65	232.40	71.61	234.36	73.57	236.32
	Lawsuit: 1/11/2024											
2022	10/17/2022	2/1/2023	L	137.59	0.00	0.00	78.70	216.29	80.35	217.94	82.00	219.59
	Lawsuit: 1/11/2024											
Totals				300.34	0.00	0.00	148.35	448.69	151.96	452.30	155.57	455.91

Account No/Name/Address		Cad No/Property Descr.		Over 65	No
[REDACTED]		[REDACTED]		Veteran	No
[REDACTED]		[REDACTED]		Installment Code	N

Year	Stmt Date	Delq Date	Code	Taxes	Penalties	Payments	Due Aug, 2024		Due Sep, 2024		Due Oct, 2024	
							Del. P&I	Due	Del. P&I	Due	Del. P&I	Due
2023	10/15/2023	2/1/2024		183.01	0.00	0.00	78.33	261.34	80.52	263.53	82.72	265.73

Account No/Name/Address		Cad No/Property Descr.		Over 65	No
[REDACTED]		[REDACTED]		Veteran	No
[REDACTED]		[REDACTED]		Installment Code	N

Year	Stmt Date	Delq Date	Code	Taxes	Penalties	Payments	Due Aug, 2024		Due Sep, 2024		Due Oct, 2024	
							Del. P&I	Due	Del. P&I	Due	Del. P&I	Due
2023	10/15/2023	2/1/2024	L	194.15	0.00	0.00	83.10	277.25	85.43	279.58	87.75	281.90
	Lawsuit: 4/25/2023											
2022	10/17/2022	2/1/2023	L	164.75	0.00	0.00	94.23	258.98	96.21	260.96	98.19	262.94
	Lawsuit: 4/25/2023											
2021	10/11/2021	2/1/2022	L	169.66	0.00	0.00	121.47	291.13	123.51	293.17	125.55	295.21
	Lawsuit: 4/25/2023											
Totals				528.56	0.00	0.00	298.80	827.36	305.15	833.71	311.49	840.05

Account No/Name/Address		Cad No/Property Descr.		Over 65	No
[REDACTED]		[REDACTED]		Veteran	No
[REDACTED]		[REDACTED]		Installment Code	N

Year	Stmt Date	Delq Date	Code	Taxes	Penalties	Payments	Due Aug, 2024		Due Sep, 2024		Due Oct, 2024	
							Del. P&I	Due	Del. P&I	Due	Del. P&I	Due
2023	10/15/2023	2/1/2024	L	144.35	0.00	0.00	61.79	206.14	63.51	207.86	65.24	209.59
	Lawsuit: 1/11/2024											
2022	10/17/2022	2/1/2023	L	126.82	0.00	0.00	72.54	199.36	74.06	200.88	75.58	202.40
	Lawsuit: 1/11/2024											
Totals				271.17	0.00	0.00	134.33	405.50	137.57	408.74	140.82	411.99

Account No/Name/Address		Cad No/Property Descr.		Over 65	No
[REDACTED]		[REDACTED]		Veteran	No
[REDACTED]		[REDACTED]		Installment Code	N

Year	Stmt Date	Delq Date	Code	Taxes	Penalties	Payments	Due Aug, 2024		Due Sep, 2024		Due Oct, 2024	
							Del. P&I	Due	Del. P&I	Due	Del. P&I	Due
2023	10/15/2023	2/1/2024		238.84	0.00	0.00	102.22	341.06	105.09	343.93	107.96	346.80

Account No/Name/Address		Cad No/Property Descr.		Over 65	No
[REDACTED]		[REDACTED]		Veteran	No
[REDACTED]		[REDACTED]		Installment Code	N

Year	Stmt Date	Delq Date	Code	Taxes	Penalties	Payments	Due Aug, 2024		Due Sep, 2024		Due Oct, 2024	
							Del. P&I	Due	Del. P&I	Due	Del. P&I	Due
2023	10/15/2023	2/1/2024		285.32	0.00	0.00	122.12	407.44	125.54	410.86	128.97	414.29

Account No/Name/Address		Cad No/Property Descr.		Over 65	No
[REDACTED]		[REDACTED]		Veteran	No
[REDACTED]		[REDACTED]		Installment Code	N

Year	Stmt Date	Delq Date	Code	Taxes	Penalties	Payments	Due Aug, 2024		Due Sep, 2024		Due Oct, 2024	
							Del. P&I	Due	Del. P&I	Due	Del. P&I	Due
2023	10/15/2023	2/1/2024		143.55	0.00	0.00	61.43	204.98	63.16	206.71	64.89	208.44

Account No/Name/Address		Cad No/Property Descr.		Over 65	No
[REDACTED]		[REDACTED]		Veteran	No
[REDACTED]		[REDACTED]		Installment Code	N

Year	Stmt Date	Delq Date	Code	Taxes	Penalties	Payments	Due Aug, 2024		Due Sep, 2024		Due Oct, 2024	
							Del. P&I	Due	Del. P&I	Due	Del. P&I	Due
2023	10/15/2023	2/1/2024		99.20	0.00	0.00	42.46	141.66	43.65	142.85	44.84	144.04

Account No/Name/Address		Cad No/Property Descr.		Over 65	No
[REDACTED]		[REDACTED]		Veteran	No
[REDACTED]		[REDACTED]		Installment Code	N

Year	Stmt Date	Delq Date	Code	Taxes	Penalties	Payments	Due Aug, 2024		Due Sep, 2024		Due Oct, 2024	
							Del. P&I	Due	Del. P&I	Due	Del. P&I	Due
2023	10/15/2023	2/1/2024		167.66	0.00	0.00	71.76	239.42	73.77	241.43	75.78	243.44

Account No/Name/Address		Cad No/Property Descr.		Over 65	No
[REDACTED]		[REDACTED]		Veteran	No
[REDACTED]		[REDACTED]		Installment Code	N

Year	Stmt Date	Delq Date	Code	Taxes	Penalties	Payments	Due Aug, 2024		Due Sep, 2024		Due Oct, 2024	
							Del. P&I	Due	Del. P&I	Due	Del. P&I	Due
2023	10/15/2023	2/1/2024		140.60	0.00	0.00	60.17	200.77	61.86	202.46	63.56	204.16

Account No/Name/Address		Cad No/Property Descr.		Over 65	Yes
[REDACTED]		[REDACTED]		Veteran	No
[REDACTED]		[REDACTED]		Installment Code	N

Year	Stmt Date	Delq Date	Code	Taxes	Penalties	Payments	Due Aug, 2024		Due Sep, 2024		Due Oct, 2024	
							Del. P&I	Due	Del. P&I	Due	Del. P&I	Due
2023	10/15/2023	2/1/2024	D	166.36	0.00	0.00	4.85	171.21	5.55	171.91	6.24	172.60
			Tax Deferred									
2022	10/17/2022	2/1/2023	D	146.15	0.00	0.00	11.57	157.72	12.18	158.33	12.79	158.94
			Tax Deferred									
2021	10/11/2021	2/1/2022	D	288.51	0.00	0.00	37.27	325.78	38.47	326.98	39.67	328.18
			Tax Deferred									
2020	10/14/2020	2/2/2021	D	323.04	0.00	0.00	57.88	380.92	59.22	382.26	60.57	383.61
			Tax Deferred									
2019	10/18/2019	2/1/2020	D	353.41	0.00	0.00	80.99	434.40	82.46	435.87	83.93	437.34
			Tax Deferred									
Totals				1,277.47	0.00	0.00	192.56	1,470.03	197.88	1,475.35	203.20	1,480.67

Account No/Name/Address		Cad No/Property Descr.		Over 65	No
[REDACTED]		[REDACTED]		Veteran	No
[REDACTED]		[REDACTED]		Installment Code	N

Year	Stmt Date	Delq Date	Code	Taxes	Penalties	Payments	Due Aug, 2024		Due Sep, 2024		Due Oct, 2024	
							Del. P&I	Due	Del. P&I	Due	Del. P&I	Due
2023	10/15/2023	2/1/2024		142.90	0.00	0.00	61.16	204.06	62.88	205.78	64.59	207.49

Account No/Name/Address Cad No/Property Descr.

Over 65
Veteran
Installment Code

No
No
N

Due Aug, 2024 Due Sep, 2024 Due Oct, 2024

Year	Stmt Date	Delq Date	Code	Taxes	Penalties	Payments	Del. P&I	Due	Del. P&I	Due	Del. P&I	Due
2023	10/15/2023	2/1/2024		166.41	0.00	0.00	71.23	237.64	73.22	239.63	75.22	241.63

Over 65
Veteran
Installment Code

No
No
N

Due Aug, 2024 Due Sep, 2024 Due Oct, 2024

Year	Stmt Date	Delq Date	Code	Taxes	Penalties	Payments	Del. P&I	Due	Del. P&I	Due	Del. P&I	Due
2023	10/15/2023	2/1/2024		151.47	0.00	0.00	64.83	216.30	66.64	218.11	68.47	219.94

Over 65
Veteran
Installment Code

No
No
N

Due Aug, 2024 Due Sep, 2024 Due Oct, 2024

Year	Stmt Date	Delq Date	Code	Taxes	Penalties	Payments	Del. P&I	Due	Del. P&I	Due	Del. P&I	Due
2023	10/15/2023	2/1/2024		149.21	0.00	0.00	63.86	213.07	65.65	214.86	67.44	216.65

Over 65
Veteran
Installment Code

No
No
N

Due Aug, 2024 Due Sep, 2024 Due Oct, 2024

Year	Stmt Date	Delq Date	Code	Taxes	Penalties	Payments	Del. P&I	Due	Del. P&I	Due	Del. P&I	Due
2023	10/15/2023	2/1/2024		157.64	0.00	0.00	67.47	225.11	69.36	227.00	71.25	228.89

Over 65
Veteran
Installment Code

No
No
N

Due Aug, 2024 Due Sep, 2024 Due Oct, 2024

Year	Stmt Date	Delq Date	Code	Taxes	Penalties	Payments	Del. P&I	Due	Del. P&I	Due	Del. P&I	Due
2023	10/15/2023	2/1/2024		157.64	0.00	0.00	67.47	225.11	69.36	227.00	71.25	228.89
2022	10/17/2022	2/1/2023	L	133.42	0.00	0.00	76.32	209.74	77.91	211.33	79.52	212.94
Lawsuit: 9/21/2023												
Totals				291.06	0.00	0.00	143.79	434.85	147.27	438.33	150.77	441.83

Over 65
Veteran
Installment Code

No
No
N

Due Aug, 2024 Due Sep, 2024 Due Oct, 2024

Year	Stmt Date	Delq Date	Code	Taxes	Penalties	Payments	Del. P&I	Due	Del. P&I	Due	Del. P&I	Due
2023	10/15/2023	2/1/2024		149.12	0.00	0.00	63.82	212.94	65.61	214.73	67.41	216.53

Over 65
Veteran
Installment Code

No
No
N

Due Aug, 2024 Due Sep, 2024 Due Oct, 2024

Year	Stmt Date	Delq Date	Code	Taxes	Penalties	Payments	Del. P&I	Due	Del. P&I	Due	Del. P&I	Due
2023	10/15/2023	2/1/2024		150.37	0.00	0.00	64.36	214.73	66.16	216.53	67.97	218.34

Account No/Name/Address

Cad No/Property Descr.

Over 65
Veteran
Installment Code

No
No
N

Year	Stmt Date	Delq Date	Code	Taxes	Penalties	Payments	Due Aug, 2024		Due Sep, 2024		Due Oct, 2024	
							Del. P&I	Due	Del. P&I	Due	Del. P&I	Due
2023	10/15/2023	2/1/2024		2.05	0.00	0.00	0.88	2.93	0.90	2.95	0.93	2.98

Over 65
Veteran
Installment Code

No
No
N

Year	Stmt Date	Delq Date	Code	Taxes	Penalties	Payments	Due Aug, 2024		Due Sep, 2024		Due Oct, 2024	
							Del. P&I	Due	Del. P&I	Due	Del. P&I	Due
2023	10/15/2023	2/1/2024		113.66	0.00	0.00	48.65	162.31	50.01	163.67	51.38	165.04

Over 65
Veteran
Installment Code

No
No
N

Year	Stmt Date	Delq Date	Code	Taxes	Penalties	Payments	Due Aug, 2024		Due Sep, 2024		Due Oct, 2024	
							Del. P&I	Due	Del. P&I	Due	Del. P&I	Due
2023	10/15/2023	2/1/2024		279.62	0.00	0.00	119.68	399.30	123.03	402.65	126.39	406.01

Over 65
Veteran
Installment Code

No
No
N

Year	Stmt Date	Delq Date	Code	Taxes	Penalties	Payments	Due Aug, 2024		Due Sep, 2024		Due Oct, 2024	
							Del. P&I	Due	Del. P&I	Due	Del. P&I	Due
2023	10/15/2023	2/1/2024		141.02	0.00	0.00	60.35	201.37	62.04	203.06	63.74	204.76
2022	10/17/2022	2/1/2023		123.89	0.00	0.00	70.87	194.76	72.35	196.24	73.83	197.72
Totals				264.91	0.00	0.00	131.22	396.13	134.39	399.30	137.57	402.48

Over 65
Veteran
Installment Code

No
No
N

Year	Stmt Date	Delq Date	Code	Taxes	Penalties	Payments	Due Aug, 2024		Due Sep, 2024		Due Oct, 2024	
							Del. P&I	Due	Del. P&I	Due	Del. P&I	Due
2023	10/15/2023	2/1/2024	L	175.57	0.00	0.00	75.15	250.72	77.25	252.82	79.36	254.93
Lawsuit: 2/18/2022												
2022	10/17/2022	2/1/2023	L	155.97	0.00	0.00	89.21	245.18	91.09	247.06	92.96	248.93
Lawsuit: 1/28/2022												
2021	10/11/2021	2/1/2022	L	160.63	0.00	0.00	115.01	275.64	116.94	277.57	118.86	279.49
Lawsuit: 2/3/2022												
2020	10/14/2020	2/2/2021	L	179.25	0.00	0.00	154.16	333.41	156.31	335.56	158.45	337.70
Lawsuit: 2/3/2022												
Totals				671.42	0.00	0.00	433.53	1,104.95	441.59	1,113.01	449.63	1,121.05

Over 65
Veteran
Installment Code

No
No
N

Year	Stmt Date	Delq Date	Code	Taxes	Penalties	Payments	Due Aug, 2024		Due Sep, 2024		Due Oct, 2024	
							Del. P&I	Due	Del. P&I	Due	Del. P&I	Due
2023	10/15/2023	2/1/2024		227.72	0.00	0.00	97.47	325.19	100.19	327.91	102.93	330.65

Over 65
Veteran
Installment Code

No
No
N

Year	Stmt Date	Delq Date	Code	Taxes	Penalties	Payments	Due Aug, 2024		Due Sep, 2024		Due Oct, 2024	
							Del. P&I	Due	Del. P&I	Due	Del. P&I	Due
2023	10/15/2023	2/1/2024		407.16	0.00	0.00	174.26	581.42	179.15	586.31	184.03	591.19

Account No/Name/Address		Cad No/Property Descr.		Over 65	No
[REDACTED]		[REDACTED]		Veteran	No
[REDACTED]		[REDACTED]		Installation Code	N

Year	Stmt Date	Delq Date	Code	Taxes	Penalties	Payments	Due Aug, 2024		Due Sep, 2024		Due Oct, 2024	
							Del. P&I	Due	Del. P&I	Due	Del. P&I	Due
2023	10/15/2023	2/1/2024		213.08	0.00	0.00	91.20	304.28	93.76	306.84	96.32	309.40

Account No/Name/Address		Cad No/Property Descr.		Over 65	No
[REDACTED]		[REDACTED]		Veteran	No
[REDACTED]		[REDACTED]		Installation Code	N

Year	Stmt Date	Delq Date	Code	Taxes	Penalties	Payments	Due Aug, 2024		Due Sep, 2024		Due Oct, 2024	
							Del. P&I	Due	Del. P&I	Due	Del. P&I	Due
2023	10/15/2023	2/1/2024		213.08	0.00	0.00	91.20	304.28	93.76	306.84	96.32	309.40

Account No/Name/Address		Cad No/Property Descr.		Over 65	No
[REDACTED]		[REDACTED]		Veteran	No
[REDACTED]		[REDACTED]		Installation Code	N

Year	Stmt Date	Delq Date	Code	Taxes	Penalties	Payments	Due Aug, 2024		Due Sep, 2024		Due Oct, 2024	
							Del. P&I	Due	Del. P&I	Due	Del. P&I	Due
2023	10/15/2023	2/1/2024		157.16	0.00	0.00	67.26	224.42	69.15	226.31	71.03	228.19

Account No/Name/Address		Cad No/Property Descr.		Over 65	No
[REDACTED]		[REDACTED]		Veteran	No
[REDACTED]		[REDACTED]		Installation Code	N

Year	Stmt Date	Delq Date	Code	Taxes	Penalties	Payments	Due Aug, 2024		Due Sep, 2024		Due Oct, 2024	
							Del. P&I	Due	Del. P&I	Due	Del. P&I	Due
2023	10/15/2023	2/1/2024		213.08	0.00	0.00	91.20	304.28	93.76	306.84	96.32	309.40

Account No/Name/Address		Cad No/Property Descr.		Over 65	No
[REDACTED]		[REDACTED]		Veteran	No
[REDACTED]		[REDACTED]		Installation Code	N

Year	Stmt Date	Delq Date	Code	Taxes	Penalties	Payments	Due Aug, 2024		Due Sep, 2024		Due Oct, 2024	
							Del. P&I	Due	Del. P&I	Due	Del. P&I	Due
2023	10/15/2023	2/1/2024		226.25	0.00	0.00	96.84	323.09	99.55	325.80	102.26	328.51

Account No/Name/Address		Cad No/Property Descr.		Over 65	No
[REDACTED]		[REDACTED]		Veteran	No
[REDACTED]		[REDACTED]		Installation Code	N

Year	Stmt Date	Delq Date	Code	Taxes	Penalties	Payments	Due Aug, 2024		Due Sep, 2024		Due Oct, 2024	
							Del. P&I	Due	Del. P&I	Due	Del. P&I	Due
2023	10/15/2023	2/1/2024		208.77	0.00	0.00	89.36	298.13	91.85	300.62	94.36	303.13
2022	10/17/2022	2/1/2023	L	182.76	0.00	0.00	104.54	287.30	106.73	289.49	108.92	291.68
2021	10/11/2021	2/1/2022	L	188.22	0.00	0.00	134.76	322.98	137.03	325.25	139.28	327.50
2020	10/14/2020	2/2/2021	L	199.15	0.00	0.00	171.27	370.42	173.65	372.80	176.05	375.20
Totals				778.90	0.00	0.00	499.93	1,278.83	509.26	1,288.16	518.61	1,297.51

Account No/Name/Address		Cad No/Property Descr.		Over 65	No
[REDACTED]		[REDACTED]		Veteran	No
[REDACTED]		[REDACTED]		Installation Code	N

Year	Stmt Date	Delq Date	Code	Taxes	Penalties	Payments	Due Aug, 2024		Due Sep, 2024		Due Oct, 2024	
							Del. P&I	Due	Del. P&I	Due	Del. P&I	Due
2023	10/15/2023	2/1/2024		214.14	0.00	0.00	91.66	305.80	94.22	308.36	96.79	310.93

Account No/Name/Address

Cad No/Property Descr.

Over 65
Veteran
Installment Code

No
No
N

Year	Stmt Date	Delq Date	Code	Taxes	Penalties	Payments	Due Aug, 2024		Due Sep, 2024		Due Oct, 2024	
							Del. P&I	Due	Del. P&I	Due	Del. P&I	Due
2023	10/15/2023	2/1/2024		206.77	0.00	0.00	88.50	295.27	90.97	297.74	93.46	300.23

Over 65
Veteran
Installment Code

No
No
N

Year	Stmt Date	Delq Date	Code	Taxes	Penalties	Payments	Due Aug, 2024		Due Sep, 2024		Due Oct, 2024	
							Del. P&I	Due	Del. P&I	Due	Del. P&I	Due
2023	10/15/2023	2/1/2024		200.11	0.00	0.00	85.65	285.76	88.05	288.16	90.45	290.56

Over 65
Veteran
Installment Code

No
No
N

Year	Stmt Date	Delq Date	Code	Taxes	Penalties	Payments	Due Aug, 2024		Due Sep, 2024		Due Oct, 2024	
							Del. P&I	Due	Del. P&I	Due	Del. P&I	Due
2023	10/15/2023	2/1/2024		213.08	0.00	0.00	91.20	304.28	93.76	306.84	96.32	309.40

Over 65
Veteran
Installment Code

No
No
N

Year	Stmt Date	Delq Date	Code	Taxes	Penalties	Payments	Due Aug, 2024		Due Sep, 2024		Due Oct, 2024	
							Del. P&I	Due	Del. P&I	Due	Del. P&I	Due
2023	11/15/2023	2/1/2024		226.06	0.00	0.00	96.75	322.81	99.46	325.52	102.18	328.24

Over 65
Veteran
Installment Code

No
No
N

Year	Stmt Date	Delq Date	Code	Taxes	Penalties	Payments	Due Aug, 2024		Due Sep, 2024		Due Oct, 2024	
							Del. P&I	Due	Del. P&I	Due	Del. P&I	Due
2023	10/15/2023	2/1/2024		226.06	0.00	0.00	96.75	322.81	99.46	325.52	102.18	328.24

Over 65
Veteran
Installment Code

No
No
N

Year	Stmt Date	Delq Date	Code	Taxes	Penalties	Payments	Due Aug, 2024		Due Sep, 2024		Due Oct, 2024	
							Del. P&I	Due	Del. P&I	Due	Del. P&I	Due
2023	10/15/2023	2/1/2024		226.06	0.00	0.00	96.75	322.81	99.46	325.52	102.18	328.24

Over 65
Veteran
Installment Code

No
No
N

Year	Stmt Date	Delq Date	Code	Taxes	Penalties	Payments	Due Aug, 2024		Due Sep, 2024		Due Oct, 2024	
							Del. P&I	Due	Del. P&I	Due	Del. P&I	Due
2023	10/15/2023	2/1/2024		214.02	0.00	0.00	91.60	305.62	94.16	308.18	96.73	310.75

Over 65
Veteran
Installment Code

No
No
N

Year	Stmt Date	Delq Date	Code	Taxes	Penalties	Payments	Due Aug, 2024		Due Sep, 2024		Due Oct, 2024	
							Del. P&I	Due	Del. P&I	Due	Del. P&I	Due
2023	10/15/2023	2/1/2024		200.11	0.00	0.00	85.65	285.76	88.05	288.16	90.45	290.56

Account No/Name/Address

Cad No/Property Descr.

Over 65
Veteran
Installment Code

No
No
N

Year	Stmt Date	Delq Date	Code	Taxes	Penalties	Payments	Due Aug, 2024		Due Sep, 2024		Due Oct, 2024	
							Del. P&I	Due	Del. P&I	Due	Del. P&I	Due
2023	10/15/2023	2/1/2024		252.02	0.00	0.00	107.86	359.88	110.88	362.90	113.91	365.93

Over 65
Veteran
Installment Code

No
No
N

Year	Stmt Date	Delq Date	Code	Taxes	Penalties	Payments	Due Aug, 2024		Due Sep, 2024		Due Oct, 2024	
							Del. P&I	Due	Del. P&I	Due	Del. P&I	Due
2023	10/15/2023	2/1/2024		311.13	0.00	0.00	133.16	444.29	136.90	448.03	140.63	451.76

Over 65
Veteran
Installment Code

No
No
N

Year	Stmt Date	Delq Date	Code	Taxes	Penalties	Payments	Due Aug, 2024		Due Sep, 2024		Due Oct, 2024	
							Del. P&I	Due	Del. P&I	Due	Del. P&I	Due
2023	10/15/2023	2/1/2024		278.77	0.00	0.00	119.32	398.09	122.65	401.42	126.00	404.77

Over 65
Veteran
Installment Code

Yes
No
N

Year	Stmt Date	Delq Date	Code	Taxes	Penalties	Payments	Due Aug, 2024		Due Sep, 2024		Due Oct, 2024	
							Del. P&I	Due	Del. P&I	Due	Del. P&I	Due
2023	10/15/2023	2/1/2024	D	118.96	0.00	0.00	3.47	122.43	3.97	122.93	4.46	123.42
	Tax Deferred											
2022	10/17/2022	2/1/2023	D	101.04	0.00	0.00	8.00	109.04	8.42	109.46	8.84	109.88
	Tax Deferred											
2021	10/11/2021	2/1/2022	D	242.05	0.00	0.00	31.26	273.31	32.27	274.32	33.28	275.33
	Tax Deferred											
2020	10/14/2020	2/2/2021	D	270.72	0.00	0.00	48.50	319.22	49.63	320.35	50.76	321.48
	Tax Deferred											
2019	10/18/2019	2/1/2020	D	303.78	0.00	0.00	69.62	373.40	70.88	374.66	72.15	375.93
	Tax Deferred											
2018	10/24/2018	2/1/2019	D	297.81	0.00	0.00	83.14	380.95	84.38	382.19	85.62	383.43
	Tax Deferred											
2017	5/24/2018	2/1/2018	D	358.48	0.00	0.00	141.60	500.08	143.09	501.57	144.59	503.07
	Tax Deferred											
2016	11/15/2016	2/1/2017		385.75	0.00	49.87	482.33	818.21	486.36	822.24	490.38	826.26
	Tax Deferred											
	Payment Date	Payment Amt	Escrow	Taxes	Penalties	Del. P&I	Atty Fees	Other Fees	Refund			
	8/16/2017	49.87	0.00	49.87	0.00	0.00	0.00	0.00	0.00			
Totals				2,078.59	0.00	0.00	867.92	2,896.64	879.00	2,907.72	890.08	2,918.80

Over 65
Veteran
Installment Code

Yes
No
N

Year	Stmt Date	Delq Date	Code	Taxes	Penalties	Payments	Due Aug, 2024		Due Sep, 2024		Due Oct, 2024	
							Del. P&I	Due	Del. P&I	Due	Del. P&I	Due
2023	6/20/2024	2/1/2024		172.02	0.00	99.00	37.89	126.40	38.94	127.45	40.01	128.52
	Payment Date	Payment Amt	Escrow	Taxes	Penalties	Del. P&I	Atty Fees	Other Fees	Refund			
	7/1/2024	33.00	0.00	28.70	0.00	4.30	0.00	0.00	0.00			
	7/30/2024	33.00	0.00	27.27	0.00	5.73	0.00	0.00	0.00			
	8/19/2024	33.00	0.00	27.54	0.00	5.46	0.00	0.00	0.00			

Account No/Name/Address							Cad No/Property Descr.					
[REDACTED]							Over 65			No		
							Veteran			No		
[REDACTED]							Installment Code			N		
							Due Aug, 2024		Due Sep, 2024		Due Oct, 2024	
Year	Stmt Date	Delq Date	Code	Taxes	Penalties	Payments	Del. P&I	Due	Del. P&I	Due	Del. P&I	Due
2023	10/15/2023	2/1/2024		268.91	0.00	0.00	115.09	384.00	118.32	387.23	121.55	390.46

[REDACTED]							Over 65			Yes		
							Veteran			No		
[REDACTED]							Installment Code			N		
							Due Aug, 2024		Due Sep, 2024		Due Oct, 2024	
Year	Stmt Date	Delq Date	Code	Taxes	Penalties	Payments	Del. P&I	Due	Del. P&I	Due	Del. P&I	Due
2023	10/15/2023	2/1/2024	D	157.47	0.00	0.00	4.59	162.06	5.25	162.72	5.91	163.38
	Tax Deferred											
2022	10/17/2022	2/1/2023	D	137.68	0.00	0.00	10.90	148.58	11.47	149.15	12.05	149.73
	Tax Deferred											
2021	10/11/2021	2/1/2022	D	281.26	0.00	0.00	36.33	317.59	37.50	318.76	38.67	319.93
	Tax Deferred											
2020	10/14/2020	2/2/2021	D	288.78	0.00	0.00	51.74	340.52	52.94	341.72	54.15	342.93
	Tax Deferred											
2019	10/18/2019	2/1/2020	D	323.16	0.00	0.00	74.06	397.22	75.40	398.56	76.75	399.91
	Tax Deferred											
Totals				1,188.35	0.00	0.00	177.62	1,365.97	182.56	1,370.91	187.53	1,375.88

[REDACTED]							Over 65			No		
							Veteran			No		
[REDACTED]							Installment Code			N		
							Due Aug, 2024		Due Sep, 2024		Due Oct, 2024	
Year	Stmt Date	Delq Date	Code	Taxes	Penalties	Payments	Del. P&I	Due	Del. P&I	Due	Del. P&I	Due
2023	10/15/2023	2/1/2024		172.62	0.00	0.00	73.88	246.50	75.95	248.57	78.02	250.64

[REDACTED]							Over 65			No		
							Veteran			No		
[REDACTED]							Installment Code			N		
							Due Aug, 2024		Due Sep, 2024		Due Oct, 2024	
Year	Stmt Date	Delq Date	Code	Taxes	Penalties	Payments	Del. P&I	Due	Del. P&I	Due	Del. P&I	Due
2023	10/15/2023	2/1/2024		387.24	0.00	0.00	165.74	552.98	170.39	557.63	175.03	562.27

[REDACTED]							Over 65			Yes		
							Veteran			No		
[REDACTED]							Installment Code			N		
							Due Aug, 2024		Due Sep, 2024		Due Oct, 2024	
Year	Stmt Date	Delq Date	Code	Taxes	Penalties	Payments	Del. P&I	Due	Del. P&I	Due	Del. P&I	Due
2022	10/17/2022	2/1/2023		224.28	0.00	224.24	0.02	0.06	0.02	0.06	0.02	0.06
	Payment Date			Payment Amt	Escrow	Taxes	Penalties	Del. P&I	Atty Fees	Other Fees	Refund	
	2/2/2023			224.24	0.00	224.24	0.00	0.00	0.00	0.00	0.00	

[REDACTED]							Over 65			No		
							Veteran			No		
[REDACTED]							Installment Code			N		
							Due Aug, 2024		Due Sep, 2024		Due Oct, 2024	
Year	Stmt Date	Delq Date	Code	Taxes	Penalties	Payments	Del. P&I	Due	Del. P&I	Due	Del. P&I	Due
2023	10/15/2023	2/1/2024		387.12	0.00	0.00	165.68	552.80	170.33	557.45	174.98	562.10

Account No/Name/Address		Cad No/Property Descr.				Over 65	No																			
						Veteran	No																			
						Installation Code	N																			
<table border="0" style="width: 100%;"> <tr> <th colspan="2">Due Aug, 2024</th> <th colspan="2">Due Sep, 2024</th> <th colspan="2">Due Oct, 2024</th> </tr> <tr> <th>Year</th> <th>Stmt Date</th> <th>Delq Date</th> <th>Code</th> <th>Taxes</th> <th>Penalties</th> <th>Payments</th> <th>Del. P&I</th> <th>Due</th> <th>Del. P&I</th> <th>Due</th> <th>Del. P&I</th> <th>Due</th> </tr> </table>								Due Aug, 2024		Due Sep, 2024		Due Oct, 2024		Year	Stmt Date	Delq Date	Code	Taxes	Penalties	Payments	Del. P&I	Due	Del. P&I	Due	Del. P&I	Due
Due Aug, 2024		Due Sep, 2024		Due Oct, 2024																						
Year	Stmt Date	Delq Date	Code	Taxes	Penalties	Payments	Del. P&I	Due	Del. P&I	Due	Del. P&I	Due														
2023	10/15/2023	2/1/2024	L	267.95	0.00	0.00	114.68	382.63	117.90	385.85	121.11	389.06														
				Lawsuit: 12/6/2023																						
2022	10/17/2022	2/1/2023	L	239.44	0.00	0.00	136.96	376.40	139.83	379.27	142.71	382.15														
				Lawsuit: 12/6/2023																						
Totals				507.39	0.00	0.00	251.64	759.03	257.73	765.12	263.82	771.21														

Account No/Name/Address		Cad No/Property Descr.				Over 65	No																			
						Veteran	No																			
						Installation Code	N																			
<table border="0" style="width: 100%;"> <tr> <th colspan="2">Due Aug, 2024</th> <th colspan="2">Due Sep, 2024</th> <th colspan="2">Due Oct, 2024</th> </tr> <tr> <th>Year</th> <th>Stmt Date</th> <th>Delq Date</th> <th>Code</th> <th>Taxes</th> <th>Penalties</th> <th>Payments</th> <th>Del. P&I</th> <th>Due</th> <th>Del. P&I</th> <th>Due</th> <th>Del. P&I</th> <th>Due</th> </tr> </table>								Due Aug, 2024		Due Sep, 2024		Due Oct, 2024		Year	Stmt Date	Delq Date	Code	Taxes	Penalties	Payments	Del. P&I	Due	Del. P&I	Due	Del. P&I	Due
Due Aug, 2024		Due Sep, 2024		Due Oct, 2024																						
Year	Stmt Date	Delq Date	Code	Taxes	Penalties	Payments	Del. P&I	Due	Del. P&I	Due	Del. P&I	Due														
2023	10/15/2023	2/1/2024	L	320.97	0.00	0.00	137.37	458.34	141.22	462.19	145.07	466.04														
				Lawsuit: 2/19/2024																						
2022	10/17/2022	2/1/2023	L	280.23	0.00	0.00	160.29	440.52	163.65	443.88	167.02	447.25														
				Lawsuit: 2/19/2024																						
Totals				601.20	0.00	0.00	297.66	898.86	304.87	906.07	312.09	913.29														

Account No/Name/Address		Cad No/Property Descr.				Over 65	No																			
						Veteran	No																			
						Installation Code	N																			
<table border="0" style="width: 100%;"> <tr> <th colspan="2">Due Aug, 2024</th> <th colspan="2">Due Sep, 2024</th> <th colspan="2">Due Oct, 2024</th> </tr> <tr> <th>Year</th> <th>Stmt Date</th> <th>Delq Date</th> <th>Code</th> <th>Taxes</th> <th>Penalties</th> <th>Payments</th> <th>Del. P&I</th> <th>Due</th> <th>Del. P&I</th> <th>Due</th> <th>Del. P&I</th> <th>Due</th> </tr> </table>								Due Aug, 2024		Due Sep, 2024		Due Oct, 2024		Year	Stmt Date	Delq Date	Code	Taxes	Penalties	Payments	Del. P&I	Due	Del. P&I	Due	Del. P&I	Due
Due Aug, 2024		Due Sep, 2024		Due Oct, 2024																						
Year	Stmt Date	Delq Date	Code	Taxes	Penalties	Payments	Del. P&I	Due	Del. P&I	Due	Del. P&I	Due														
2023	10/15/2023	2/1/2024		488.37	0.00	0.00	209.02	697.39	214.88	703.25	220.75	709.12														

Account No/Name/Address		Cad No/Property Descr.				Over 65	No																			
						Veteran	No																			
						Installation Code	N																			
<table border="0" style="width: 100%;"> <tr> <th colspan="2">Due Aug, 2024</th> <th colspan="2">Due Sep, 2024</th> <th colspan="2">Due Oct, 2024</th> </tr> <tr> <th>Year</th> <th>Stmt Date</th> <th>Delq Date</th> <th>Code</th> <th>Taxes</th> <th>Penalties</th> <th>Payments</th> <th>Del. P&I</th> <th>Due</th> <th>Del. P&I</th> <th>Due</th> <th>Del. P&I</th> <th>Due</th> </tr> </table>								Due Aug, 2024		Due Sep, 2024		Due Oct, 2024		Year	Stmt Date	Delq Date	Code	Taxes	Penalties	Payments	Del. P&I	Due	Del. P&I	Due	Del. P&I	Due
Due Aug, 2024		Due Sep, 2024		Due Oct, 2024																						
Year	Stmt Date	Delq Date	Code	Taxes	Penalties	Payments	Del. P&I	Due	Del. P&I	Due	Del. P&I	Due														
2023	10/15/2023	2/1/2024		228.01	0.00	0.00	97.59	325.60	100.32	328.33	103.06	331.07														

Account No/Name/Address		Cad No/Property Descr.				Over 65	No																			
						Veteran	No																			
						Installation Code	N																			
<table border="0" style="width: 100%;"> <tr> <th colspan="2">Due Aug, 2024</th> <th colspan="2">Due Sep, 2024</th> <th colspan="2">Due Oct, 2024</th> </tr> <tr> <th>Year</th> <th>Stmt Date</th> <th>Delq Date</th> <th>Code</th> <th>Taxes</th> <th>Penalties</th> <th>Payments</th> <th>Del. P&I</th> <th>Due</th> <th>Del. P&I</th> <th>Due</th> <th>Del. P&I</th> <th>Due</th> </tr> </table>								Due Aug, 2024		Due Sep, 2024		Due Oct, 2024		Year	Stmt Date	Delq Date	Code	Taxes	Penalties	Payments	Del. P&I	Due	Del. P&I	Due	Del. P&I	Due
Due Aug, 2024		Due Sep, 2024		Due Oct, 2024																						
Year	Stmt Date	Delq Date	Code	Taxes	Penalties	Payments	Del. P&I	Due	Del. P&I	Due	Del. P&I	Due														
2023	10/15/2023	2/1/2024		353.39	0.00	0.00	151.25	504.64	155.49	508.88	159.73	513.12														

Account No/Name/Address Cad No/Property Descr.

Jurisdiction Totals

<u>Year</u>	<u>Tax Levy</u>	<u>Base Taxes Due</u>	<u>Penalties Due</u>	<u>Del. P&I Due</u>	<u>Atty Fee Due</u>	<u>Escrow Amt</u>	<u>Total Due</u>	<u>Count</u>	<u>% Collected</u>
2005	893.90	0.00	0.00	0.00	0.00	0.00	0.00	0	100.00%
2006	881,525.70	0.00	0.00	0.00	0.00	0.00	0.00	0	100.00%
2007	1,312,865.17	0.00	0.00	0.00	0.00	0.00	0.00	0	100.00%
2008	1,354,413.58	0.00	0.00	0.00	0.00	0.00	0.00	0	100.00%
2009	1,366,160.65	0.00	0.00	0.00	0.00	0.00	0.00	0	100.00%
2010	1,478,922.25	0.00	0.00	0.00	0.00	0.00	0.00	0	100.00%
2011	1,486,215.61	0.00	0.00	0.00	0.00	0.00	0.00	0	100.00%
2012	1,431,153.41	0.00	0.00	0.00	0.00	0.00	0.00	0	100.00%
2013	1,568,865.55	0.00	0.00	0.00	0.00	0.00	0.00	0	100.00%
2014	1,653,685.21	0.00	0.00	0.00	0.00	0.00	0.00	0	100.00%
2015	1,938,127.34	0.00	0.00	0.00	0.00	0.00	0.00	0	100.00%
2016	2,278,221.54	681.81	0.00	702.27	276.82	0.00	1,660.90	2	99.97%
2017	2,359,586.55	825.64	0.00	565.26	178.16	0.00	1,569.06	3	99.97%
2018	2,259,560.62	8,116.44	7.57	6,265.83	2,801.77	0.00	17,191.61	7	99.64%
2019	2,445,987.76	2,337.41	9.26	1,139.09	456.16	0.00	3,941.92	11	99.90%
2020	2,626,505.10	4,817.86	152.86	2,406.63	1,267.35	0.00	8,644.70	16	99.82%
2021	2,601,040.18	6,408.61	200.68	2,190.64	1,351.03	0.00	10,150.96	28	99.75%
2022	2,767,758.51	12,916.73	397.63	3,137.41	2,501.34	0.00	18,953.11	42	99.53%
2023	2,986,319.72	41,611.88	335.95	6,953.00	8,586.98	60.24	57,427.57	113	98.61%
		77,716.38	1,103.95	23,360.13	17,419.61	60.24	119,539.83	222	

**HARRIS COUNTY UTILITY DISTRICT NO. 16
DELINQUENT TAX REPORT
September 6, 2024**

NEW DELINQUENT REAL PROPERTY ACCOUNTS

<u>PROPERTY OWNER</u>	<u>ACCOUNT NO.</u>	<u>BASE AMOUNT DUE</u>	<u>STATUS</u>
		2023 - \$1,664.00	Initial demand letter sent (no response). Final demand letter sent.
		2023 - \$1,632.13	Initial demand letter sent (no response). Final demand letter sent.
		2023 - \$1,179.90	Initial demand letter sent (no response). Final demand letter sent.
		2023 - \$1,429.16	ACCOUNT PAID.
		2023 - \$1,487.12	ACCOUNT PAID.
		2023 - \$1,843.20	ACCOUNT PAID.
		2022 - \$214.86 2023 - \$273.41	ACCOUNT PAID.
		2023 - \$1,726.79	ACCOUNT PAID.
		2023 - \$1,730.27	Initial demand letter sent (no response). Final demand letter sent.
		2023 - \$0.64	Demand letter sent.

REAL PROPERTY ACCOUNTS


<u>PROPERTY OWNER</u>	<u>ACCOUNT NO.</u>	<u>BASE AMOUNT DUE</u>	<u>STATUS</u>
[REDACTED]	[REDACTED]	2023 - \$1,803.69	Installment agreement.
		2023 - \$1,162.86	Installment agreement.
		2022 - \$957.71 2023 - \$1,211.03	Lawsuit filed. Default judgment hearing set for 09/24/24.
		2019 - \$1,488.77 2020 - \$1,556.77 2021 - \$1,534.53 2022 - \$1,475.15 2023 - \$1,550.00	Lawsuit filed. Judgment entered. Aldine ISD is proceeding with foreclosure of this property. The District's taxes will be included.
Jungers Development	[REDACTED]	2022 - \$1.12 2023 - \$1.07 2022 - \$8.25 2023 - \$7.88	No response to demand letters. Will continue collection efforts, but will postpone filing a lawsuit at this time unless otherwise instructed (amounts due under \$200.00).

NEW MOBILE HOME DELINQUENT ACCOUNTS

<u>PROPERTY OWNER</u>	<u>ACCOUNT NO.</u>	<u>BASE AMOUNT DUE</u>	<u>STATUS</u>
[REDACTED]	[REDACTED]	2023 - \$181.15	Initial demand letter sent (no response). Final demand letter sent.
		2023 - \$227.58	Initial demand letter sent (no response). Final demand letter sent.
		2023 - \$216.40	Initial demand letter sent (no response). Final demand letter sent.
		2023 - \$111.67	ACCOUNT PAID.
		2023 - \$188.42	Initial demand letter sent (no response). Final demand letter sent.


<u>PROPERTY OWNER</u>	<u>ACCOUNT NO.</u>	<u>BASE AMOUNT DUE</u>	<u>STATUS</u>
[REDACTED]	[REDACTED]	2023 - \$195.32	Initial demand letter sent (no response). Final demand letter sent.
		2023 - \$193.72	Initial demand letter sent (no response). Final demand letter sent.
		2023 - \$270.32	Initial demand letter sent (no response). Final demand letter sent.
		2023 - \$88.55	Initial demand letter sent (no response). Final demand letter sent.
		2023 - \$199.65	Initial demand letter sent (no response). Final demand letter sent.
		2023 - \$134.82	Initial demand letter sent (no response). Final demand letter sent.
		2023 - \$176.26	Initial demand letter sent (no response). Final demand letter sent.
		2023 - \$189.39	Initial demand letter sent (no response). Final demand letter sent.
		2023 - \$183.01	ACCOUNT PAID.
		2023 - \$238.84	Initial demand letter sent (no response). Final demand letter sent.
		2023 - \$285.32	Initial demand letter sent (no response). Final demand letter sent.
		2023 - \$143.55	Initial demand letter sent (no response). Final demand letter sent.
		2023 - \$99.20	Initial demand letter sent (no response). Final demand letter sent.
		2023 - \$167.66	Initial demand letter sent (no response). Final demand letter sent.
		2023 - \$140.60	Initial demand letter sent (no response). Final demand letter sent.

<u>PROPERTY OWNER</u>	<u>ACCOUNT NO.</u>	<u>BASE AMOUNT DUE</u>	<u>STATUS</u>
		2023 - \$142.90	Initial demand letter sent (no response). Final demand letter sent.
		2023 - \$166.41	Initial demand letter sent (no response). Final demand letter sent.
		2023 - \$151.47	Initial demand letter sent (no response). Final demand letter sent.
		2023 - \$149.21	ACCOUNT PAID.
		2023 - \$157.64	Initial demand letter sent (no response). Final demand letter sent.
		2023 - \$149.12	Initial demand letter sent (no response). Final demand letter sent.
		2023 - \$150.37	Initial demand letter sent (no response). Final demand letter sent.
		2023 - \$113.66	Initial demand letter sent (no response). Final demand letter sent.
		2023 - \$279.62	Initial demand letter sent (no response). Final demand letter sent.
		2023 - \$180.31	ACCOUNT PAID.
		2023 - \$227.72	Initial demand letter sent (no response). Final demand letter sent.
		2023 - \$407.16	ACCOUNT PAID.
		2023 - \$177.16	Initial demand letter sent (no response). Final demand letter sent.
		2023 - \$200.11	ACCOUNT PAID.
		2023 - \$200.11	Initial demand letter sent (no response). Final demand letter sent.

<u>PROPERTY OWNER</u>	<u>ACCOUNT NO.</u>	<u>BASE AMOUNT DUE</u>	<u>STATUS</u>
		2023 - \$187.13	Initial demand letter sent (no response). Final demand letter sent.
		2023 - \$222.82	Initial demand letter sent (no response). Final demand letter sent.
		2023 - \$213.08	Initial demand letter sent (no response). Final demand letter sent.
		2023 - \$237.61	ACCOUNT PAID.
		2023 - \$213.08	Initial demand letter sent (no response). Final demand letter sent.
		2023 - \$213.08	Initial demand letter sent (no response). Final demand letter sent.
		2023 - \$157.16	Initial demand letter sent (no response). Final demand letter sent.
		2023 - \$213.08	Initial demand letter sent (no response). Final demand letter sent.
		2023 - \$226.25	Initial demand letter sent (no response). Final demand letter sent.
		2023 - \$214.14	ACCOUNT PAID.
		2023 - \$206.77	Initial demand letter sent (no response). Final demand letter sent.
		2023 - \$200.11	Initial demand letter sent (no response). Final demand letter sent.
		2023 - \$213.08	Initial demand letter sent (no response). Final demand letter sent.
		2023 - \$226.06	Initial demand letter sent (no response). Final demand letter sent.
		2023 - \$226.06	ACCOUNT PAID.

<u>PROPERTY OWNER</u>	ACCOUNT NO.	BASE AMOUNT DUE	STATUS
		2023 - \$226.06	ACCOUNT PAID.
		2023 - \$214.02	Initial demand letter sent (no response). Final demand letter sent.
		2023 - \$200.11	Initial demand letter sent (no response). Final demand letter sent.
		2023 - \$252.02	Initial demand letter sent (no response). Final demand letter sent.
		2023 - \$311.13	Initial demand letter sent (no response). Final demand letter sent.
		2023 - \$278.77	Initial demand letter sent (no response). Final demand letter sent.
		2023 - \$268.91	Initial demand letter sent (no response). Final demand letter sent.
		2023 - \$172.62	Initial demand letter sent (no response). Final demand letter sent.
		2023 - \$387.24	ACCOUNT PAID.
		2023 - \$387.12	Initial demand letter sent (no response). Final demand letter sent.
		2023 - \$488.37	Initial demand letter sent (no response). Final demand letter sent.
		2023 - \$228.01	Initial demand letter sent (no response). Final demand letter sent.
		2023 - \$353.39	Initial demand letter sent (no response). Final demand letter sent.

MOBILE HOME ACCOUNTS

<u>PROPERTY OWNER</u>	<u>ACCOUNT NO.</u>	<u>BASE AMOUNT DUE</u>	<u>STATUS</u>
		2023 - \$172.02	Installment agreement.
		2022 - \$126.82 2023 - \$144.35	Lawsuit filed.
		2022 - \$137.01 2023 - \$158.45	Lawsuit filed. Default judgment hearing held. Waiting on Judge to sign Judgment.
		2022 - \$133.42 2023 - \$157.64	Property owner filed HCAD correction.
		2022 - \$123.89 2023 - \$141.02	Lawsuit filed. Default judgment hearing held. Waiting on Judge to sign Judgment.
		2022 - \$280.23 2023 - \$267.95	Lawsuit filed.
		2020 - \$179.25 2021 - \$160.63 2022 - \$155.97 2023 - \$175.57	Lawsuit filed.
		2021 - \$169.66 2022 - \$164.75 2023 - \$194.15	Lawsuit filed.
		2020 - \$199.15 2021 - \$188.22 2022 - \$182.76 2023 - \$208.77	Lawsuit filed. Default judgment hearing held. Waiting on Judge to sign Judgment.
		2020 - \$197.02 2021 - \$174.85 2022 - \$169.78 2023 - \$195.32	Lawsuit filed. Default judgment hearing held. Waiting on Judge to sign Judgment.
		2022 - \$280.23 2023 - \$320.97	Lawsuit filed. Default judgment hearing set for 09/17/24.

<u>PROPERTY OWNER</u>	<u>ACCOUNT NO.</u>	<u>BASE AMOUNT DUE</u>	<u>STATUS</u>
[REDACTED]	[REDACTED]	2022 - \$137.59 2023 - \$162.75	Lawsuit filed.
		2022 - \$210.90	Lawsuit filed.
		2022 - \$250.54	Lawsuit filed.
		2021 - \$108.32 2022 - \$105.18 2023 - \$117.39	Recently learned that this mobile home was sold to Holigan Land LP on 08/26/21. A final demand letter has been sent to Holigan Land LP.
		2021 - \$189.97 2022 - \$184.46 2023 - \$214.02	Property owner filed a correction with HCAD (mobile home moved to Conroe).

DEFERRAL ACCOUNTS (ELDERLY OR DISABLED PERSONS)

Section 33.06 of the Texas Property Tax Code states an individual is entitled to defer collection of a tax, abate a suit to collect a delinquent tax, or abate a sale to foreclose a tax lien if the individual is 65 years of age or older or is disabled. Once a deferral is granted, a taxing unit may not file suit to collect delinquent taxes on the property and the property may not be sold at a sale to foreclose the tax lien until the 181st day after the date the individual no longer owns and occupies the property as a residence homestead.

<u>PROPERTY OWNER</u>	<u>ACCOUNT NO.</u>	<u>BASE AMOUNT DUE</u>	<u>STATUS</u>
[REDACTED]	[REDACTED]	2022-2023 - \$2,452.66	Tax deferral.
		2021-2023 - \$2,721.85	Tax deferral.
		2019-2023 - \$1,277.47	Tax deferral.
		2019-2023 - \$1,188.35	Tax deferral.
		2015-2023 - \$2,111.93	Tax deferral.

PERSONAL PROPERTY ACCOUNTS

<u>PROPERTY OWNER</u>	<u>ACCOUNT NO.</u>	<u>BASE AMOUNT DUE</u>	<u>STATUS</u>
		2023 - \$834.22	Installment agreement.
		2023 - \$324.77	Lawsuit filed.
		2021 - \$35.82 2022 - \$45.59 2023 - \$47.97	No response to demand letters. A lawsuit will be filed.
		2023 - \$4,267.64	Lawsuit filed by Aldine ISD. An Intervention has been filed on behalf of the District. Default judgment hearing held. Waiting on Judge to sign Judgment.
		2020 - \$66.27 2021 - \$59.38 2022 - \$632.21	Lawsuit filed.
		2021 - \$108.90 2022 - \$877.20	Lawsuit filed.
		2019 - \$30.76 2020 - \$29.24 2021 - \$26.20 2022 - \$25.44 2023 - \$24.30	Lawsuit filed.
		2021 - \$45.52 2022 - \$174.39	Property owner filed correction with HCAD.
		2021 - \$391.66 2022 - \$446.62	Property owner filed for bankruptcy. A Proof of Claim has been filed.

PERSONAL PROPERTY ACCOUNTS UNDER \$200.00 (TOTAL)

<u>PROPERTY OWNER</u>	<u>ACCOUNT NO.</u>	<u>BASE AMOUNT DUE</u>	<u>STATUS</u>
NUC02 Supply LLC		2022 - \$20.13	No response to demand letters. This account not billed after 2022. Will continue collection efforts, but will postpone filing a lawsuit at this time unless otherwise instructed (amounts due under \$200.00).
Salina Electric		2018 - \$26.17 2019 - \$18.23 2020 - \$20.16 2022 - \$17.54	No response to demand letters. HCAD has removed the vehicle(s) from this account and has deleted the account for 2023 and subsequent tax years. Will continue collection efforts, but will postpone filing a lawsuit at this time unless otherwise instructed (amounts due under \$200.00).
Tomo Motors		2021 - \$30.82 2022 - \$17.95 2023 - \$18.45 2021 - \$7.75 2022 - \$7.52 2023 - \$7.19	No response to demand letters. Will continue collection efforts, but will postpone filing a lawsuit at this time unless otherwise instructed (amounts due under \$200.00).
Taxnefile, LLC		2021 - \$32.64 2022 - \$22.80	No response to demand letters. The 2023 tax year has been zeroed out. Will continue collection efforts, but will postpone filing a lawsuit at this time unless otherwise instructed (amounts due under \$200.00).
Legacy Barns LLC		2021 - \$32.12 2022 - \$28.07	No response to demand letters. HCAD has removed the vehicle(s) from this account and has deleted the account for 2023 and subsequent tax years. Will continue collection efforts, but will postpone filing a lawsuit at this time unless otherwise instructed (amounts due under \$200.00).
Swamp House LLC		2021 - \$8.94	No response to demand letters. The 2022 tax year has been zeroed out. Will continue collection efforts, but will postpone filing a lawsuit at this time unless otherwise instructed (amounts due under \$200.00).
Redbox Automated Retail LLC		2023 - \$29.98	No response to demand letters. Will continue collection efforts, but will postpone filing a lawsuit at this time unless otherwise instructed (amounts due under \$200.00).
Flugence Trucking		2023 - \$19.67	No response to demand letters. Will continue collection efforts, but will postpone filing a lawsuit at this time unless otherwise instructed (amounts due under \$200.00).

<u>PROPERTY OWNER</u>	<u>ACCOUNT NO.</u>	<u>BASE AMOUNT DUE</u>	<u>STATUS</u>
Francois Academy Early Education		2023 - \$123.47	No response to demand letters. Will continue collection efforts, but will postpone filing a lawsuit at this time unless otherwise instructed (amounts due under \$200.00).
		2023 - \$16.64	No response to demand letters. Will continue collection efforts, but will postpone filing a lawsuit at this time unless otherwise instructed (amounts due under \$200.00).
		2021 - \$57.30	No response to demand letters. Will continue collection efforts, but will postpone filing a lawsuit at this time unless otherwise instructed (amounts due under \$200.00).


JUDGMENTS

A lawsuit was filed on the account listed below and a Judgment was entered against the taxpayer. A Judgment is a court order that is the decision in the lawsuits. Once a Judgment is entered, if the personal property associated with the tax account is still in the possession of the taxpayer, a Writ of Execution can be issued by the court which allows a sheriff or constable to seize the assets which will then be sold to pay the taxes.

If the personal property is no longer in the possession of the taxpayer, an Abstract of Judgment is filed with the County Clerk's office. The purpose of an Abstract of Judgment is to create a public record and create a lien on any real estate property owned or later acquired by the defendant located in the county in which the abstract of judgment is recorded.

<u>PROPERTY OWNER</u>	<u>ACCOUNT NO.</u>	<u>BASE AMOUNT DUE</u>	<u>STATUS</u>
Just Cutting		2017-2022 - \$706.50	Judgment entered. A Writ was issued and a constable made demand for payment to the taxpayer. No payment was made. There was no non-exempt property that could be seized by the Constable so the Writ was returned to court. Abstract of Judgment filed with the County Clerk's office.
Top Notch Solutions		2018-2022 - \$131.66 2018-2023 - \$11,621.42	Judgment entered. A Writ was issued and a constable went to the property address at 929 Airtex. Constable advised that this company is no longer in business at this location. Abstract of Judgment filed with the County Clerk's office.

<u>PROPERTY OWNER</u>	ACCOUNT NO.	BASE AMOUNT DUE	STATUS
William Walker		2018-2023 - \$1,629.51	Judgment entered. Abstract of Judgment filed with the County Clerk's office.
Larry Powell		2016-2017 - \$667.40	Judgment entered. Abstract of Judgment filed with the County Clerk's office.
Elizabeth Hernandez		2019 - \$311.07	Judgment entered. Property owner is no longer in the District and the whereabouts of the mobile home are unknown. Abstract of Judgment filed with the County Clerk's office.
Geronicio Garcia		2018 - \$49.53 2019 - \$43.64 2020 - \$37.34 2021 - \$30.11 2022 - \$28.80	Judgment entered. This is a vehicle business personal property account. According to the DMV records, the vehicle is no longer owned by the taxpayer. HCAD has deleted the account for 2023. Abstract of Judgment filed with the County Clerk's office.



**MUNICIPAL ACCOUNTS
& CONSULTING, L.P.**

Bookkeeper's Report | September 12, 2024

**Harris County Utility
District No. 16**



WEBSITE

www.municipalaccounts.com



ADDRESS

1281 Brittmoore Road
Houston, Texas 77043



CONTACT

Phone: 713.623.4539
Fax: 713.629.6859

100

100

100

100

Harris County Utility District No. 16

BOOKKEEPER'S REPORT | 09/12/2024



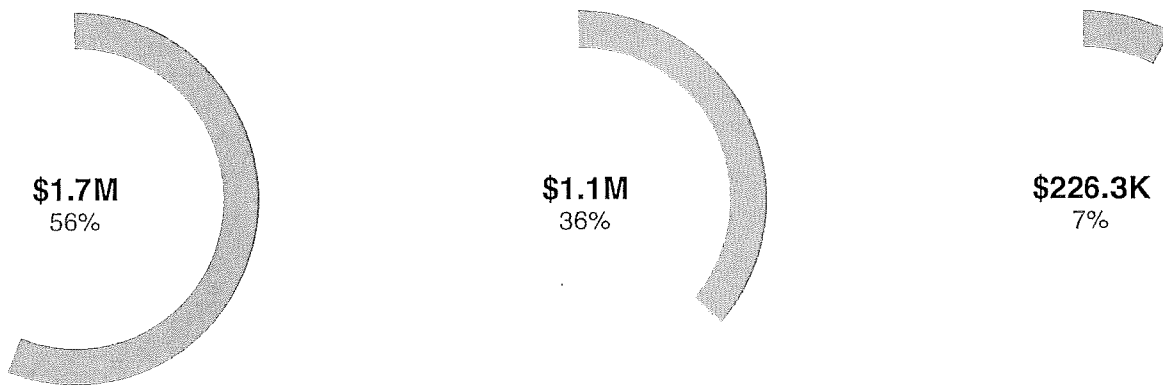
Spotlight On Long Term Planning & Balancing Revenues

Most Districts have 2 major revenue streams that can fund District Operations. These are Water & Wastewater Revenues and M&O Property Tax Revenues. In addition, most Districts have multiple 'Other' Revenue streams that can contribute, but are usually not as significant, unless the 'Other' is extraordinary Sales Tax Revenue. For long term planning, ensuring your M&O Property Tax and Water & Wastewater revenues are covering at least 90% of your expenses is prudent. Investment revenues are unpredictable, Tap Connection revenue disappears as you are built out and Sales Tax can ebb and flow based on the economy. Fixed expenses need fixed revenues. Balancing these revenues to ensure you are covering all expenses as well as building proper reserves should be an ongoing exercise for your District.

WATER/WASTEWATER

MAINTENANCE TAX

SALES TAX/INVESTMENTS/TAP CONNECTIONS

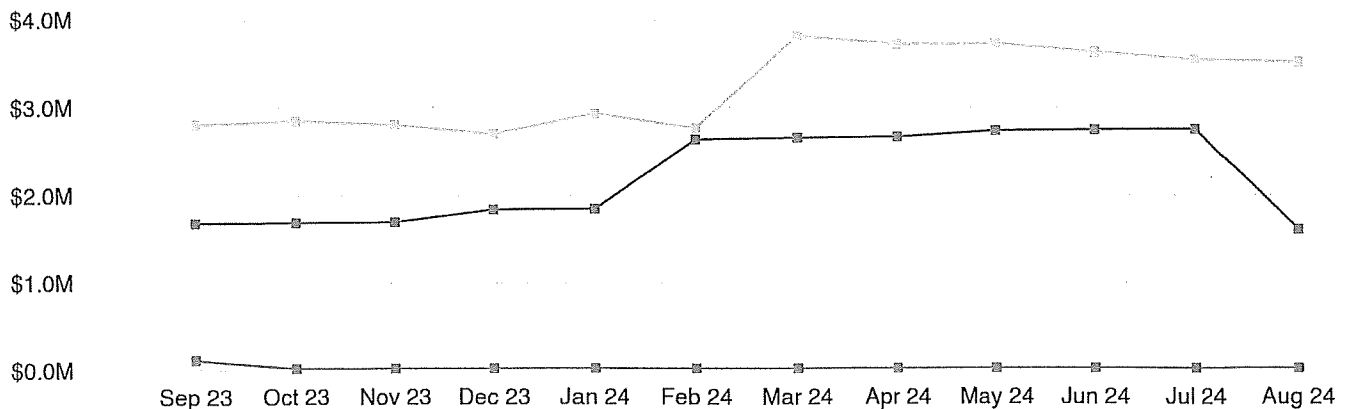


Account Balance | As of 09/12/2024

General Operating	Capital Projects	Debt Service
\$3,239,260	\$23,888	\$1,605,903

Total For All Accounts: \$4,869,051

Account Balance By Month | September 2023 - August 2024



Monthly Financial Summary - General Operating Fund

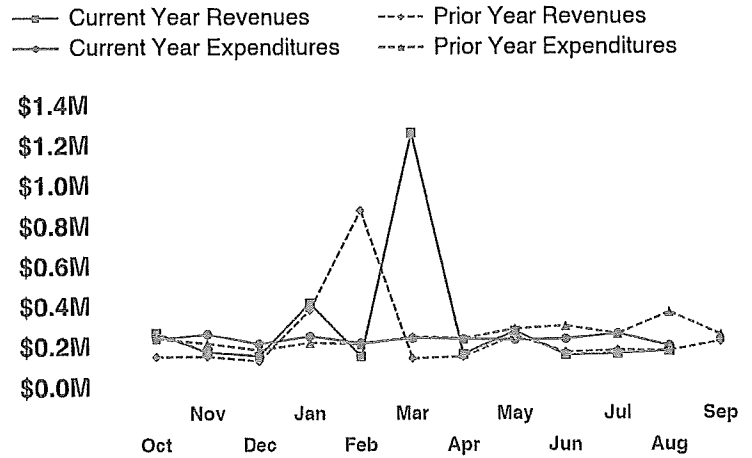
Harris County UD No. 16 - GOF



Account Balance Summary

Balance as of 08/09/2024	\$3,403,941
Receipts	504,463
Disbursements	(669,145)
Balance as of 09/12/2024	\$3,239,260

Overall Revenues & Expenditures By Month (Year to Date)



August 2024

Revenues

Actual	Budget	Over/(Under)
\$178,307	\$211,098	(\$32,791)

Expenditures

Actual	Budget	Over/(Under)
\$204,688	\$267,778	(\$63,090)

October 2023 - August 2024 (Year to Date)

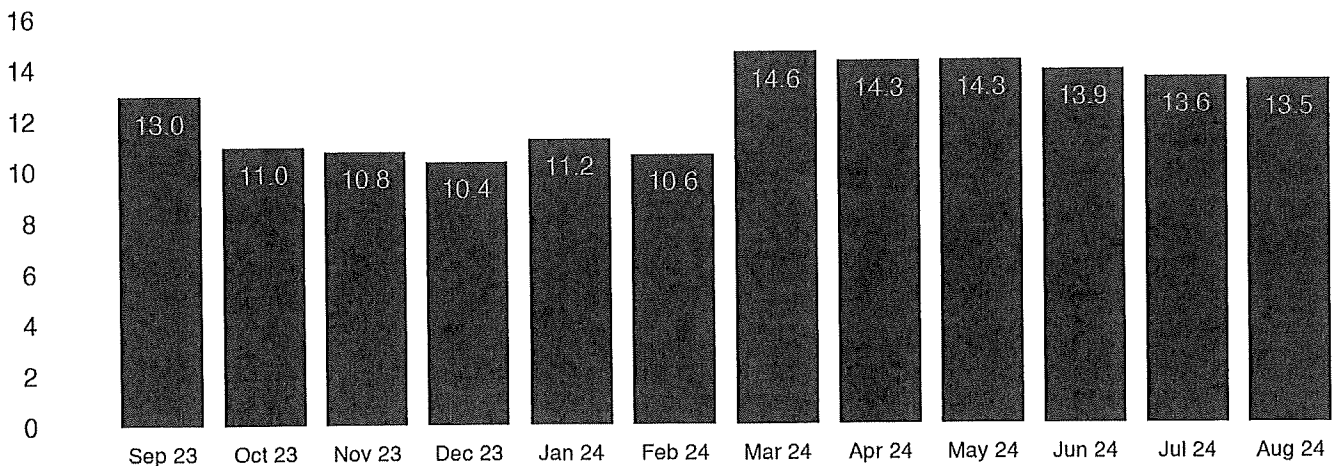
Revenues

Actual	Budget	Over/(Under)
\$3,396,327	\$3,298,590	\$97,737

Expenditures

Actual	Budget	Over/(Under)
\$2,628,952	\$2,889,495	(\$260,544)

Operating Fund Reserve Coverage Ratio (In Months)



Cash Flow Report - Checking Account

Harris County UD No. 16 - GOF



Number	Name	Memo	Amount	Balance
Balance as of 08/09/2024				\$6,690.65
Receipts				
	Transfer from Lockbox Account		155,092.88	
	Transfer from Money Market		178,000.00	
Total Receipts				\$333,092.88
Disbursements				
11022	Artaja Harris	VOID: Customer Refund	0.00	
11102	AT&T	Telephone Expense	(265.98)	
11103	CenterPoint Energy	Utility Expense	(28.23)	
11104	CHCRWA	Pumpage Fees	(54,018.90)	
11134	AT&T	Telephone Expense	(269.45)	
11135	CenterPoint Energy	Utility Expense	(28.23)	
11137	Best Trash LLC	Garbage Expense	(36,447.54)	
11138	Adalee Jaimes	Customer Refund	(14.11)	
11139	Amelia Beltran	Customer Refund	(67.86)	
11140	Carolina Villatoro	Customer Refund	(79.32)	
11141	Carter Betty	Customer Refund	(22.56)	
11142	Dao Vo	Customer Refund	(74.05)	
11143	Elvira / Fabian Guerrero	Customer Refund	(100.00)	
11144	Julio Cruz	Customer Refund	(100.00)	
11145	Lananh Nguyen	Customer Refund	(82.58)	
11146	Lazaro Aguilar	Customer Refund	(24.48)	
11147	Maria Godinez	Customer Refund	(50.92)	
11148	NRT Property Management	Customer Refund	(78.10)	
11149	Rodricka Augustine	Customer Refund	(100.00)	
11150	Sun Homes	Customer Refund	(69.32)	
11151	Suseela Veerappan	Customer Refund	(71.24)	
11152	Tarsha Peterson	Customer Refund	(38.59)	
11153	Wenda Wu	Customer Refund	(71.24)	
11154	Yuleydis Fonseca	Customer Refund	(83.79)	
11155	Zakkeiyah Webber	Customer Refund	(19.80)	
11156	Zuleyma Ochoa	Customer Refund	(100.00)	
11157	Artaja Harris	Customer Refund - Reissued Check	(252.72)	
11158	Association of Water Board Directors	Conference Registration	(2,310.00)	
11159	B&A Municipal Tax Service	SB 2 & HB 1154 Compliance	(375.00)	
11160	Best Trash LLC	Garbage Expense	(36,392.40)	
11161	Burke Engineering, LLC	Engineering Fees	(6,962.65)	
11162	Inframark LLC	Maintenance & Operations	(147,650.26)	
11163	Marks Richardson PC	Legal Fees	(4,894.04)	
11164	Municipal Accounts & Consulting, L.P.	Bookkeeping Fees	(7,525.95)	
11165	Preventive Services, L.P.	Maintenance and Storm Water Quality	(14,890.17)	
11166	Reliant	Utilities Expense	(16,832.07)	

Cash Flow Report - Checking Account

Harris County UD No. 16 - GOF



Number	Name	Memo	Amount	Balance
Disbursements				
11167	Seaback Maintenance Inc.	Mowing Expense	(1,008.00)	
11168	Touchstone District Services, LLC	District Alert System	(434.50)	
11169	LanguageUSA, Inc.	Translation Services	(165.00)	
11170	AT&T	Telephone Expense	0.00	
11171	CenterPoint Energy	Utilities Expense	0.00	
11172	CHCRWA	Pumpage Fees	0.00	
11173	Harris County Treasurer	Security Expense	0.00	
11174	Reliant	Utilities Expense	0.00	
Payroll	Marilyn Daniel.	Fees of Office 07/12 ; 07/16 ; 07/26 ;	(514.12)	
Payroll	Manny Mones.	Fees of Office 07/12 ; 07/26 ; 08/08/24	(637.37)	
Payroll	Patricia A. Tope.	Fees of Office 07/12 ; 07/16 ; 07/26 ;	(337.04)	
Payroll	Susan Wescott.	Fees of Office 08/08/24	(216.83)	
Payroll	Michele Z. Womack.	Fees of Office 07/12 ; 07/26 ; 08/08/24	(623.67)	
Payroll	HR&P, Inc.	Payroll Administration Fee	(50.00)	
Payroll	United States Treasury	Payroll Tax	(402.30)	
Svc Chg	Central Bank	Service Charge	(5.00)	
Total Disbursements				(\$334,785.38)
Balance as of 09/12/2024				\$4,998.15

Cash Flow Report - Operator Account

Harris County UD No. 16 - GOF



Number	Name	Memo	Amount	Balance
Balance as of 08/09/2024				\$9,924.44
Receipts				
	Accounts Receivable		111,743.18	
	Accounts Receivable		50,493.02	
Total Receipts				\$162,236.20
Disbursements				
Svc Chg	Central Bank	Service Charge	(5.00)	
Svc Chg	Central Bank	T-Tech Bill	(140.00)	
Svc Chg	Central Bank	T-Tech Return	(1,121.25)	
Sweep	Central Bank	Transfer to Checking Account	(155,092.88)	
Total Disbursements				(\$156,359.13)
Balance as of 09/12/2024				\$15,801.51

Actual vs. Budget Comparison

Harris County UD No. 16 - GOF



	August 2024			October 2023 - August 2024			Annual Budget
	Actual	Budget	Over/ (Under)	Actual	Budget	Over/ (Under)	
Revenues							
Water Revenue							
14101 Water- Customer Service Revenue	52,366	70,920	(18,554)	541,296	531,900	9,396	591,000
14102 Water Authority Revenue	60,208	75,648	(15,440)	557,166	567,360	(10,194)	630,400
14105 Connection Fees	780	500	280	7,334	5,500	1,834	6,000
Total Water Revenue	113,353	147,068	(33,715)	1,105,796	1,104,760	1,036	1,227,400
Wastewater Revenue							
14201 Wastewater-Customer Service Rev	44,412	43,558	854	475,738	479,142	(3,404)	522,700
Total Wastewater Revenue	44,412	43,558	854	475,738	479,142	(3,404)	522,700
Property Tax Revenue							
14301 Maintenance Tax Collections	0	0	0	1,454,139	1,489,500	(35,361)	1,489,500
Total Property Tax Revenue	0	0	0	1,454,139	1,489,500	(35,361)	1,489,500
Tap Connection Revenue							
14502 Inspection Fees	25	25	0	200	275	(75)	300
Total Tap Connection Revenue	25	25	0	200	275	(75)	300
Administrative Revenue							
14702 Penalties & Interest	11,382	7,542	3,841	113,774	82,958	30,816	90,500
Total Administrative Revenue	11,382	7,542	3,841	113,774	82,958	30,816	90,500
Interest Revenue							
14801 Interest Earned on Checking	0	5	(5)	74	55	19	60
14802 Interest Earned on Temp. Invest	9,134	12,833	(3,700)	150,452	141,167	9,285	154,000
Total Interest Revenue	9,134	12,838	(3,705)	150,526	141,222	9,304	154,060
Other Revenue							
15801 Miscellaneous Income	0	67	(67)	198	733	(536)	800
Total Other Revenue	0	67	(67)	198	733	(536)	800
Total Revenues	178,307	211,098	(32,791)	3,300,370	3,298,590	1,780	3,485,260
Expenditures							
Water Service							
16101 Billing Service Fees - Water	0	7,617	(7,617)	75,626	83,783	(8,158)	91,400
16105 Maintenance & Repairs - Water	46,194	40,042	6,153	334,501	440,458	(105,957)	480,500
16107 Chemicals - Water	0	3,975	(3,975)	45,411	43,725	1,686	47,700
16108 Laboratory Expense - Water	0	500	(500)	11,808	5,500	6,308	6,000
16109 Mowing - Water	0	342	(342)	3,330	3,758	(428)	4,100
16110 Utilities - Water	5,114	4,025	1,089	43,814	44,275	(461)	48,300
16111 Reconnection Expense	0	300	(300)	4,165	3,300	865	3,600

Actual vs. Budget Comparison

Harris County UD No. 16 - GOF



	August 2024			October 2023 - August 2024			Annual Budget
	Actual	Budget	Over/ (Under)	Actual	Budget	Over/ (Under)	
Expenditures							
Water Service							
16114 Telephone Expense - Water	58	58	0	655	642	13	700
16116 Permit Expense - Water	0	0	0	4,951	6,600	(1,649)	6,600
16117 TCEQ Regulatory Expense - Water	0	0	0	707	0	707	0
16119 Pumpage Fees	0	75,648	(75,648)	460,521	567,360	(106,839)	630,400
16120 Service Account Collection	0	3,875	(3,875)	52,097	42,625	9,472	46,500
Total Water Service	51,367	136,381	(85,015)	1,037,587	1,242,027	(204,440)	1,365,800
Wastewater Service							
16201 Billing Service Fees-Wastewater	0	7,908	(7,908)	77,712	86,992	(9,280)	94,900
16205 Maint & Repairs - Wastewater	14,405	23,225	(8,820)	158,933	255,475	(96,542)	278,700
16206 Maint & Repairs - Lift Station	13,804	4,692	9,112	65,130	51,608	13,522	56,300
16207 Chemicals - Wastewater	5,027	4,667	360	53,330	51,333	1,997	56,000
16208 Laboratory Expense - Wastewater	1,184	650	534	13,242	7,150	6,092	7,800
16209 Mowing - Wastewater	0	683	(683)	5,310	7,517	(2,207)	8,200
16210 Utilities - Wastewater	3,244	4,150	(906)	39,797	45,650	(5,853)	49,800
16211 Utilities - Lift Station	348	508	(161)	5,189	5,592	(403)	6,100
16212 Sludge Removal	35,188	0	35,188	98,299	50,040	48,258	83,600
16214 Telephone Expense - Wastewater	211	225	(14)	2,565	2,475	90	2,700
16216 Permit Expense - Wastewater	0	0	0	2,919	0	2,919	0
16217 TCEQ Regulatory Exp-Wastewater	0	0	0	707	0	707	0
Total Wastewater Service	73,410	46,708	26,702	523,133	563,832	(40,699)	644,100
Garbage Service							
16301 Garbage Expense	36,392	35,483	909	388,543	390,317	(1,774)	425,800
Total Garbage Service	36,392	35,483	909	388,543	390,317	(1,774)	425,800
Storm Water Quality							
16403 Detention Pond Maintenance	6,015	10,200	(4,185)	101,958	112,200	(10,242)	122,400
Total Storm Water Quality	6,015	10,200	(4,185)	101,958	112,200	(10,242)	122,400
Tap Connection							
16502 Inspection Expense	137	683	(546)	824	7,517	(6,693)	8,200
Total Tap Connection	137	683	(546)	824	7,517	(6,693)	8,200
Parks & Recreation Service							
16601 Lakes/Parks Maintenance	8,875	8,875	0	99,125	97,625	1,500	106,500
16608 Utilities - Park	33	25	8	407	275	132	300
Total Parks & Recreation Service	8,908	8,900	8	99,532	97,900	1,632	106,800
Administrative Service							
16701 Administrative Fees	1,499	383	1,116	2,672	4,217	(1,544)	4,600

Actual vs. Budget Comparison

Harris County UD No. 16 - GOF



	August 2024			October 2023 - August 2024			Annual Budget
	Actual	Budget	Over/ (Under)	Actual	Budget	Over/ (Under)	
Expenditures							
Administrative Service							
16703 Legal Fees	2,995	5,000	(2,005)	48,479	55,000	(6,521)	60,000
16705 Auditing Fees	0	0	0	13,990	13,950	40	13,950
16706 Engineering Fees	3,542	5,417	(1,874)	53,218	59,583	(6,365)	65,000
16709 Election Expense	1,479	0	1,479	11,974	10,495	1,479	35,000
16710 Website Hosting	810	2,258	(1,449)	12,010	24,842	(12,832)	27,100
16712 Bookkeeping Fees	7,240	4,340	2,900	64,709	57,660	7,049	62,000
16714 Printing & Office Supplies	170	733	(563)	6,324	8,067	(1,743)	8,800
16716 Delivery Expense	30	33	(3)	390	367	23	400
16717 Postage	25	25	0	355	275	80	300
16718 Insurance & Surety Bond	0	0	0	33,542	20,400	13,142	20,400
16721 Meeting Expense	273	0	273	3,325	0	3,325	0
16722 Bank Service Charge	10	0	10	295	0	295	0
16723 Travel Expense	99	250	(151)	2,904	2,750	154	3,000
16724 Publication Expense (SB 622)	0	0	0	0	0	0	1,000
16728 Record Storage Fees	167	208	(41)	2,578	2,292	286	2,500
16731 Arbitrage Analysis	0	0	0	0	0	0	6,000
16736 Employee Development	90	0	90	19,597	13,722	5,875	14,200
Total Administrative Service	18,429	18,648	(219)	276,362	273,619	2,743	324,250
Security Service							
16801 Patrol Expense	6,790	6,790	0	74,690	74,690	0	81,480
Total Security Service	6,790	6,790	0	74,690	74,690	0	81,480
Payroll Expense							
17101 Payroll Expenses	2,466	2,975	(509)	34,290	32,725	1,565	35,700
17102 Payroll Administration	50	50	0	550	550	0	600
17103 Payroll Tax Expense	189	225	(36)	2,623	2,475	148	2,700
Total Payroll Expense	2,705	3,250	(545)	37,463	35,750	1,713	39,000
Other Expense							
17802 Miscellaneous Expense	535	733	(199)	5,281	8,067	(2,785)	8,800
Total Other Expense	535	733	(199)	5,281	8,067	(2,785)	8,800
Total Expenditures	204,688	267,778	(63,090)	2,545,373	2,805,917	(260,544)	3,126,630
Total Revenues (Expenditures)	(26,382)	(56,680)	30,298	754,996	492,673	262,324	358,630

Other Revenues

Extra Ordinary Revenue

15902 Transfer From Capital Projects	0	0	0	95,957	0	95,957	0
Total Extra Ordinary Revenue	0	0	0	95,957	0	95,957	0

Actual vs. Budget Comparison

Harris County UD No. 16 - GOF



	August 2024			October 2023 - August 2024			Annual Budget
	Actual	Budget	Over/ (Under)	Actual	Budget	Over/ (Under)	
Other Revenues							
Total Other Revenues	0	0	0	95,957	0	95,957	0
Other Expenditures							
Capital Outlay							
17901 Capital Outlay	0	0	0	83,578	83,578	0	100,000
Total Capital Outlay	0	0	0	83,578	83,578	0	100,000
Total Other Expenditures	0	0	0	83,578	83,578	0	100,000
Total Other Revenues (Expenditures)	0	0	0	12,379	(83,578)	95,957	(100,000)
Excess Revenues (Expenditures)	(26,382)	(56,680)	30,298	767,375	409,095	358,280	258,630

Balance Sheet as of 08/31/2024

Harris County UD No. 16 - GOF



Assets	
Bank	
11101 Cash in Bank	\$104,684
11102 Operator	15,802
Total Bank	<u>\$120,486</u>
Investments	
11201 Time Deposits	\$3,396,460
Total Investments	<u>\$3,396,460</u>
Receivables	
11301 Accounts Receivable	\$170,554
11303 Maintenance Tax Receivable	16,663
11304 Builder Damage Receivable	(894)
11305 Accrued Interest	29,176
Total Receivables	<u>\$215,499</u>
Interfund Receivables	
11401 Due From Capital Projects	\$93,960
11403 Due From Tax Account	(18,789)
Total Interfund Receivables	<u>\$75,171</u>
Total Assets	<u><u>\$3,807,616</u></u>
Liabilities & Equity	
Liabilities	
Accounts Payable	
12101 Accounts Payable	\$268,855
Total Accounts Payable	<u>\$268,855</u>
Deferrals	
12502 Deferred Inflows Property Taxes	\$16,663
Total Deferrals	<u>\$16,663</u>
Deposits	
12601 Customer Meter Deposits	\$210,385
12602 Deposits - Other	13,389
Total Deposits	<u>\$223,774</u>
Total Liabilities	<u>\$509,292</u>
Equity	
Unassigned Fund Balance	
13101 Unassigned Fund Balance	\$2,530,948
Total Unassigned Fund Balance	<u>\$2,530,948</u>
Net Income	\$767,375
Total Equity	<u>\$3,298,323</u>
Total Liabilities & Equity	<u><u>\$3,807,616</u></u>

Monthly Financial Summary - Capital Projects Fund

Harris County UD No. 16 - CPF

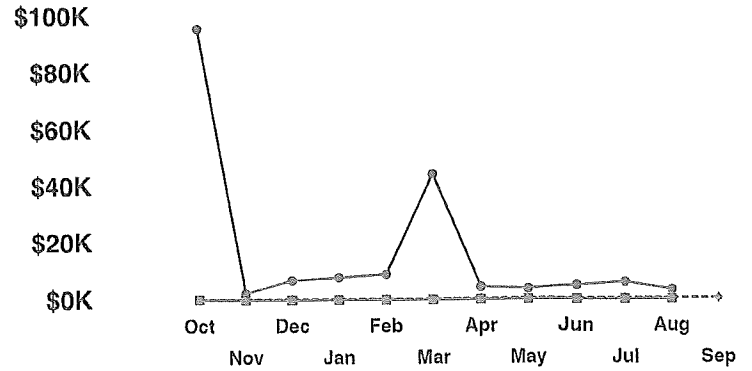


Account Balance Summary

Balance as of 08/09/2024	\$23,779
Receipts	110
Disbursements	0
Balance as of 09/12/2024	\$23,888

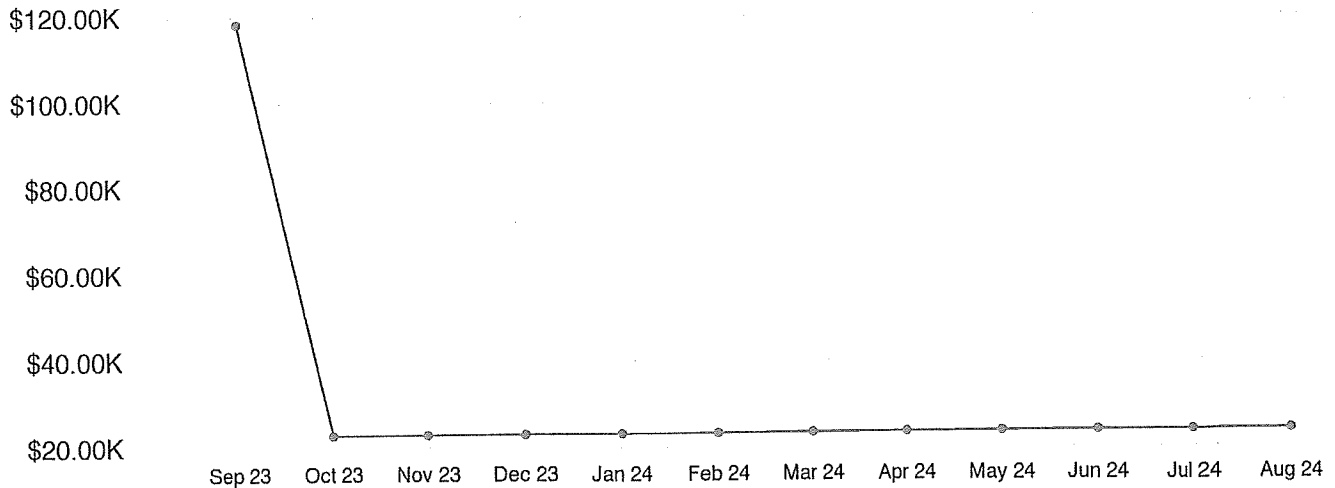
Overall Revenues & Expenditures By Month (Year to Date)

Current Year Revenues Prior Year Revenues
 Current Year Expenditures Prior Year Expenditures



Account Balance By Month | September 2023 - August 2024

—○— CAPITAL PROJECTS FUND



District Debt Summary as of 09/12/2024

Harris County UD No. 16 - DSF



		WATER, SEWER, DRAINAGE	PARK/ROAD/OTHER	REFUNDING
Total \$ Authorized		Authorized	Authorized	Authorized
\$37.00M		\$37.00M	N/A	\$33.50M
Total \$ Issued		Issued	Issued	Issued
\$33.05M		\$33.05M	N/A	\$1.11M
Yrs to Mat	Rating	\$ Available To Issue	\$ Available To Issue	\$ Available To Issue
24	AA	\$3.96M	N/A	\$32.39M

*Actual 'Outstanding' Refunding Bonds issued below may differ from the 'Issued' total above pursuant to Chapter 1207, Texas Government Code.

Outstanding Debt Breakdown

Series Issued	Original Bonds Issued	Maturity Date	Principal Outstanding
2021 - Refunding	\$4,145,000	2034	\$3,010,000
2020 - WS&D	\$3,750,000	2048	\$3,750,000
2018 - Refunding	\$2,920,000	2037	\$2,700,000
2017 - WS&D	\$6,100,000	2046	\$5,950,000
2015 - WS&D	\$4,575,000	2043	\$4,375,000
2015 - Refunding	\$5,150,000	2034	\$4,680,000
Total	\$26,640,000		\$24,465,000

District Debt Schedule

Harris County UD No. 16 - DSF



Paying Agent	Series	Principal	Interest	Total
Bank of New York	2021 - Refunding	\$0.00	\$36,575.00	\$36,575.00
Bank of New York	2020 - WS&D	\$0.00	\$44,878.13	\$44,878.13
Bank of New York	2018 - Refunding	\$0.00	\$52,900.00	\$52,900.00
Bank of New York	2017 - WS&D	\$0.00	\$107,781.25	\$107,781.25
Bank of New York	2015 - WS&D	\$0.00	\$86,828.13	\$86,828.13
Bank of New York	2015 - Refunding	\$0.00	\$99,450.00	\$99,450.00
Total Due 03/01/2025		\$0.00	\$428,412.51	\$428,412.51

Paying Agent	Series	Principal	Interest	Total
Bank of New York	2021 - Refunding	\$565,000.00	\$36,575.00	\$601,575.00
Bank of New York	2020 - WS&D	\$0.00	\$44,878.13	\$44,878.13
Bank of New York	2018 - Refunding	\$55,000.00	\$52,900.00	\$107,900.00
Bank of New York	2017 - WS&D	\$25,000.00	\$107,781.25	\$132,781.25
Bank of New York	2015 - WS&D	\$25,000.00	\$86,828.13	\$111,828.13
Bank of New York	2015 - Refunding	\$55,000.00	\$99,450.00	\$154,450.00
Total Due 09/01/2025		\$725,000.00	\$428,412.51	\$1,153,412.51

Investment Profile as of 09/12/2024

Harris County UD No. 16

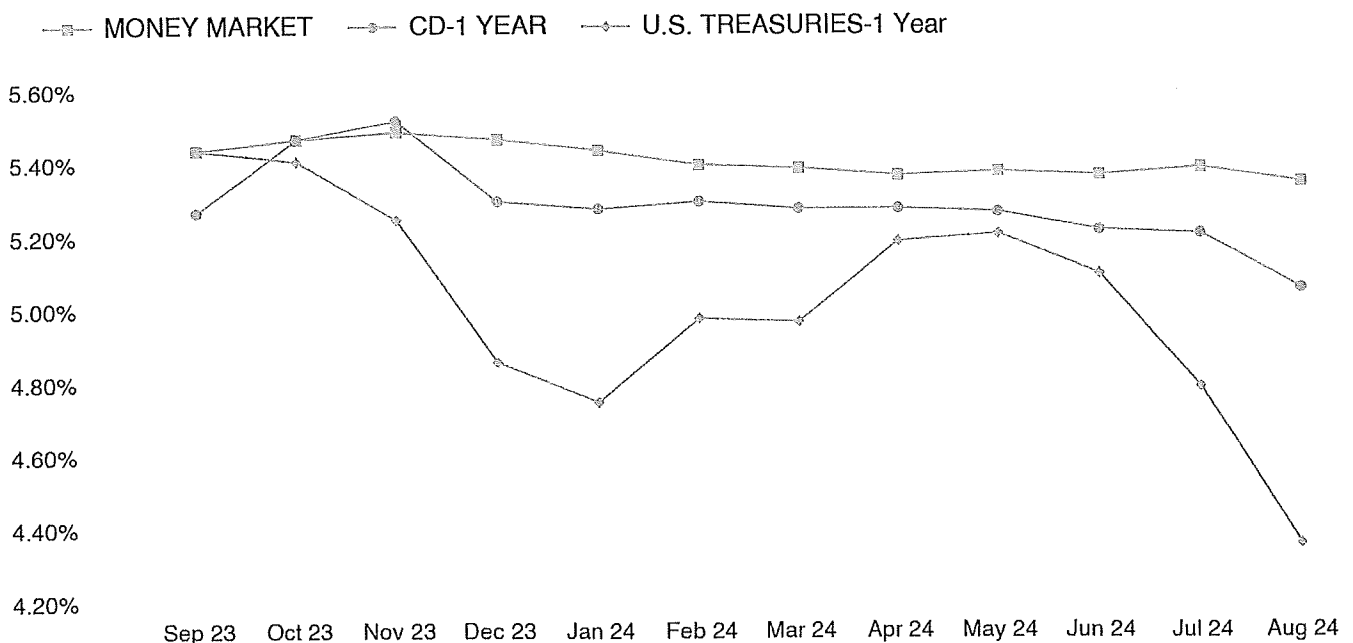


General Operating Fund	Capital Projects Fund	Debt Service Fund	Other Funds
Funds Available to Invest \$3,239,260	Funds Available to Invest \$23,888	Funds Available to Invest \$1,605,903	Funds Available to Invest N/A
Funds Invested \$3,218,460	Funds Invested \$23,888	Funds Invested \$1,605,903	Funds Invested N/A
Percent Invested 99%	Percent Invested 100%	Percent Invested 100%	Percent Invested N/A

Term	Money Market	Term	Certificate of Deposit	Term	U.S. Treasuries
On Demand	5.36%	180 Days	5.24%	180 Days	4.72%
		270 Days	5.00%	270 Days	4.72%
		1 Yr	5.04%	1 Yr	4.10%
		13 Mo	3.78%	13 Mo	N/A
		18 Mo	4.14%	18 Mo	4.10%
		2 Yr	1.87%	2 Yr	3.67%

*Rates are based on the most current quoted rates and are subject to change daily.

Investment Rates Over Time (By Month) | September 2023 - August 2024



Account Balance as of 09/12/2024

Harris County UD No. 16 - Investment Detail



FUND: General Operating

Financial Institution (Acct Number)	Issue Date	Maturity Date	Interest Rate	Account Balance	Notes
Certificates of Deposit					
INDEPENDENT BANK (XXXX9791)	05/07/2024	11/03/2024	5.50%	235,000.00	
WALLIS BANK (XXXX3491)	11/10/2023	11/15/2024	5.65%	235,000.00	
THIRD COAST BANK, SSB (XXXX1771)	03/14/2024	03/14/2025	5.50%	235,000.00	
VERITEX COMMUNITY BANK (XXXX0523)	04/12/2024	04/12/2025	5.15%	235,000.00	
SUSSER BANK (XXXX6586)	05/03/2024	06/03/2025	5.18%	235,000.00	
AMERICAN BANK, N.A. (XXXX0965)	06/07/2024	06/07/2025	5.00%	235,000.00	
Money Market Funds					
TEXAS CLASS (XXXX0001)	09/30/2008		5.44%	1,808,460.22	
Checking Account(s)					
CENTRAL BANK - CHECKING (XXXX4262)			0.00%	4,998.15	Checking Account
CENTRAL BANK - CHECKING (XXXX4152)			0.00%	15,801.51	Operator
Totals for General Operating Fund				\$3,239,259.88	

FUND: Capital Projects

Financial Institution (Acct Number)	Issue Date	Maturity Date	Interest Rate	Account Balance	Notes
Money Market Funds					
TEXAS CLASS (XXXX0009)	11/24/2020		5.44%	23,888.19	Series 2020
Totals for Capital Projects Fund				\$23,888.19	

FUND: Debt Service

Financial Institution (Acct Number)	Issue Date	Maturity Date	Interest Rate	Account Balance	Notes
Certificates of Deposit					
CADENCE BANK - DEBT (XXXX6661)	03/18/2024	02/11/2025	5.50%	235,000.00	
THIRD COAST BANK-DEBT (XXXX7287)	03/20/2024	02/13/2025	5.50%	235,000.00	
WALLIS BANK-DEBT (XXXX8280)	03/18/2024	02/18/2025	5.40%	235,000.00	
Money Market Funds					
TEXAS CLASS (XXXX0002)	09/30/2008		5.44%	900,903.12	
Totals for Debt Service Fund				\$1,605,903.12	

Grand Total for Harris County UD No. 16 :

\$4,869,051.19

Capital Projects Fund Breakdown

HARRIS COUNTY UD NO. 16

As of Date 09/12/2024

Net Proceeds for All Bond Issues

Receipts

Bond Proceeds - Series 2020	\$3,750,000.00
Interest Earnings - Series 2020	8,177.68

Disbursements

Disbursements - Series 2020	(3,734,289.49)
Total Cash Balance	\$23,888.19

Balances by Account

Texas Class - Series 2020	23,888.19
Total Cash Balance	\$23,888.19

Balances by Bond Series

Bond Proceeds - Series 2020	\$23,888.19
Total Cash Balance	\$23,888.19

Remaining Costs/Surplus By Bond Series

Surplus & Interest - Series 2020	\$23,888.19
Total Surplus & Interest Balance	\$23,888.19
Total Remaining Costs/Surplus	\$23,888.19

Cash Flow Forecast

Harris County UD No. 16

	9/25	9/26	9/27	9/28	9/29
Assessed Value	\$468,817,134	\$468,817,134	\$468,817,134	\$468,817,134	\$468,817,134
Maintenance Tax Rate	\$0.320	\$0.320	\$0.320	\$0.320	\$0.320
Maintenance Tax	\$1,470,200	\$1,485,200	\$1,485,200	\$1,485,200	\$1,485,200
% Change in Water Rate		0.00%	0.00%	0.00%	0.00%
% Change in Wastewater Rate		0.00%	0.00%	0.00%	0.00%
% Change in RWA		10.00%	10.00%	10.00%	10.00%
% Change in Expenses		5.00%	5.00%	5.00%	5.00%
Beginning Cash Balance 09/30/2024	\$3,239,260	\$3,714,542	\$4,078,861	\$4,336,000	\$4,480,602
Revenues					
Maintenance Tax	\$1,470,200	\$1,485,200	\$1,485,200	\$1,485,200	\$1,485,200
Water Revenue	599,900	599,900	599,900	599,900	599,900
Wastewater Revenue	522,800	522,800	522,800	522,800	522,800
RWA Revenue	599,000	658,900	724,790	797,269	876,996
Tap & Inspection Revenue	0	0	0	0	0
Other	301,800	316,890	332,735	349,371	366,840
Total Revenues	\$3,493,700	\$3,583,690	\$3,665,425	\$3,754,540	\$3,851,736
Expenses					
RWA	599,000	658,900	724,790	797,269	876,996
Other Expenses	2,343,306	2,460,471	2,583,495	2,712,670	2,848,303
Total Expenses	\$2,942,306	\$3,119,371	\$3,308,285	\$3,509,939	\$3,725,299
Net Surplus	\$551,394	\$464,319	\$357,140	\$244,602	\$126,437
Capital Outlay					
Capital Outlay	\$100,000	\$100,000	\$100,000	\$100,000	\$100,000
Total Capital Outlay	\$100,000	\$100,000	\$100,000	\$100,000	\$100,000
Construction Surplus	\$23,888	\$0	\$0	\$0	\$0
Ending Cash Balance	\$3,714,542	\$4,078,861	\$4,336,000	\$4,480,602	\$4,507,039
Operating Reserve % of Exp					
Percentage	126%	131%	131%	128%	121%
Number of Months	15	16	16	15	15
Bond Authority					
Remaining Bonding Capacity - \$3,995,000.00					

Maintenance Tax Rate Cap - \$0.50

2025 AWBD Midwinter Conference

Harris County UD 16

Friday, January 24 - Saturday, January 25, 2025

JW Marriott, Austin, TX

Director	Registration			Prior Conference Expenses
Name	Attending	Online	Paid	Paid
Manny Mones	Yes	Yes	Yes	Yes
Marilyn T. Daniel	Yes	Yes	Yes	Yes
Michele Z. Womack	Yes	Yes	Yes	Yes
Patricia A. Tope	Yes	Yes	Yes	Yes
Susan Wescott	Yes	Yes	Yes	Yes

Note

Register on-line www.awbd-tx.org (For log in assistance, contact Taylor Cavnar: tcavnar@awbd-tx.org)

This page only confirms registration for the conference, not hotel registrations.

All hotel reservations are the sole responsibility of each attendee.

Your conference registration confirmation will contain a housing reservation request web link.

The link will require the registration number from your conference registration before you can reserve a room.

All requests for an advance of funds must be sent via email to the bookkeeper within 30 days of conference.

Registration Dates

Regular Registration:	Begins	7/25/2024	\$440
Late Registration	Begins	12/12/2024	\$540

Cancellation Policy

All cancellations must be made in writing.

A \$50.00 administrative fee is assessed for each conference registration cancelled on or before 12/11/24.

There will be no refunds after 12/11/24.

Housing Information

Hotel reservations are only available to attendees who are registered with AWBD-TX for the Conference.

If you have questions, please call Taylor Cavnar at (281) 350-7090.

Adopted Budget

Harris County Utility District 16 - Fiscal Year Ending September 2025

	Ten Month Actuals 10/23 - 07/24	Twelve Months Annualized FYE 09/24	Approved 2024 Budget	Adopted 2025 Budget
Revenues				
14101 · Water- Customer Service Revenue	488,930	593,930	591,000	599,900
14102 · Water Authority Revenue	496,958	616,958	630,400	599,000
14105 · Connection Fees	6,554	7,865	6,000	7,900
14201 · Wastewater-Customer Service Rev	431,325	517,591	522,700	522,800
14301 · Maintenance Tax Collections	1,454,139	1,454,139	1,489,500	1,470,200
14502 · Inspection Fees	175	210	300	200
14702 · Penalties & Interest	102,392	122,870	90,500	124,100
14801 · Interest Earned on Checking	74	88	60	100
14802 · Interest Earned on Temp. Invest	141,318	169,582	154,000	169,300
15801 · Miscellaneous Income	198	237	800	200
Total Revenues	\$3,122,063	\$3,483,470	\$3,485,260	\$3,493,700
Expenditures				
16101 · Billing Service Fees - Water	75,626	90,751	91,400	93,500
16105 · Maintenance & Repairs - Water	288,307	345,969	480,500	356,300
16107 · Chemicals - Water	45,411	54,493	47,700	56,100
16108 · Laboratory Expense - Water	11,808	14,170	6,000	14,600
16109 · Mowing - Water	3,330	3,996	4,100	4,100
16110 · Utilities - Water	38,700	46,440	48,300	47,800
16111 · Reconnection Expense	4,165	4,998	3,600	5,100
16114 · Telephone Expense - Water	596	715	700	700
16116 · Permit Expense - Water	4,951	4,951	6,600	5,100
16117 · TCEQ Regulatory Expense - Water	707	707	0	2,807
16119 · Pumpage Fees	460,521	570,521	630,400	599,000
16120 · Service Account Collection	52,097	62,517	46,500	64,400
16201 · Billing Service Fees-Wastewater	77,712	93,254	94,900	96,100
16205 · Maint & Repairs - Wastewater	144,527	173,433	278,700	178,600
16206 · Maint & Repairs - Lift Station	51,326	61,592	56,300	63,400
16207 · Chemicals - Wastewater	48,303	57,964	56,000	59,700
16208 · Laboratory Expense - Wastewater	12,059	14,471	7,800	14,900

Adopted Budget

Harris County Utility District 16 - Fiscal Year Ending September 2025

	Ten Month Actuals 10/23 - 07/24	Twelve Months Annualized FYE 09/24	Approved 2024 Budget	Adopted 2025 Budget
16209 · Mowing - Wastewater	5,310	6,372	8,200	6,600
16210 · Utilities - Wastewater	36,553	43,863	49,800	45,200
16211 · Utilities - Lift Station	4,841	5,809	6,100	6,000
16212 · Sludge Removal	63,111	75,733	83,600	78,000
16214 · Telephone Expense - Wastewater	2,354	2,825	2,700	2,900
16216 · Permit Expense - Wastewater	2,919	2,919	0	3,000
16217 · TCEQ Regulatory Exp-Wastewater	707	707	0	2,807
16301 · Garbage Expense	352,151	425,151	425,800	446,400
16403 · Detention Pond Maintenance	95,943	115,131	122,400	102,423
16502 · Inspection Expense	687	824	8,200	800
16601 · Lakes/Parks Maintenance	90,250	108,300	106,500	106,500
16608 · Utilities - Park	374	449	300	500
16701 · Administrative Fees	1,173	1,408	4,600	1,400
16703 · Legal Fees	45,483	54,580	60,000	56,200
16705 · Auditing Fees	13,990	13,990	13,950	14,700
16706 · Engineering Fees	49,676	59,611	65,000	61,400
16709 · Election Expense	10,495	12,594	35,000	35,000
16710 · Website Hosting	11,200	12,385	27,100	12,800
16712 · Bookkeeping Fees	57,468	68,962	62,000	65,000
16714 · Printing & Office Supplies	6,154	7,385	8,800	7,600
16716 · Delivery Expense	360	432	400	400
16717 · Postage	329	394	300	400
16718 · Insurance & Surety Bond	33,542	33,542	20,400	50,000
16721 · Meeting Expense	3,052	3,662	0	3,800
16722 · Bank Charges	285	300	0	300
16723 · Travel Expense	2,805	3,366	3,000	3,500
16724 · Publication Expense (SB 622)	0	0	1,000	1,000
16728 · Record Storage Fees	2,411	2,893	2,500	3,000
16731 · Arbitrage Analysis	0	0	6,000	6,000

Adopted Budget

Harris County Utility District 16 - Fiscal Year Ending September 2025

	Ten Month Actuals 10/23 - 07/24	Twelve Months Annualized FYE 09/24	Approved 2024 Budget	Adopted 2025 Budget
16736 · Employee Development	19,507	23,409	14,200	24,100
16801 · Patrol Expense	67,900	81,480	81,480	86,870
17101 · Payroll Expenses	31,824	36,000	35,700	36,000
17102 · Payroll Administration	500	600	600	600
17103 · Payroll Tax Expense	2,434	2,921	2,700	3,000
17802 · Miscellaneous Expense	4,747	5,696	8,800	5,900
Total Expenditures	\$2,340,684	\$2,814,636	\$3,126,630	\$2,942,306
Other Revenues				
15902 · Transfer From Capital Projects	95,957	95,957	0	93,960
Total Other Revenues	\$95,957	\$95,957	\$0	\$93,960
Capital Outlay				
17901 · Capital Outlay	83,578	83,578	100,000	100,000
Total Capital Outlay	\$83,578	\$83,578	\$100,000	\$100,000
Net Excess Revenues <Expenditures>	\$793,758	\$681,213	\$258,630	\$545,354



Harris County U.D. #16
Managers Report for the Month of
July 2024
Board Meeting 9/12/2024

Submitted by:

Tina Felkai
Account Manager



H.C.U.D. #16 EXECUTIVE SUMMARY

July 2024

Previous Meeting Action Item Status

Item	Location	Description	Status
Repair/Replace Lift Pump 2	WWTP	Repair or replace LP2 due to seal failure	In Progress
Replace 30" and 12" Isolation Valves	Water Plant	Replace 30" and 12" isolation valves to enable replacement	12" Complete, 30" pending
Remove and Replace Leaking Gate Valve	Water Plant	Gate valve is leaking and needs to be replaced	Complete
Install High Pressure Booster Pump	WWTP	Install high pressure booster pump at bar screen	Complete
Replace 6" Valve	WWTP	Remove and replace 6" valve that allows isolation of	Complete

Current Items Requiring Board Approval

Item	Location	Description	Status/Est. Cost
Payment/Adjustment plan requests	District Area		Discuss/Approve
Replace Process Water Pump	WWTP	Replace submersible process water pump on number 1 side and replace 15 amp breaker	Est: \$4,175.00

Compliance Summary:

- Water Distribution-Monthly Bacteriological Samples were taken throughout the district: *6 samples collected all negative.*
- Current Annual Avg. CL2 Res : 2.04 mg/l
- Wastewater Collection – All Compliant
- Water Production – All Compliant
- Wastewater Treatment – All Compliant

Operations Summary:

Potable Water Production

- Total water Billed for the month : 15,123,000 gallons
- Total water Pumped for the month: 15,375,000 gallons
- Purchased from MUD 221: 0 Gallons
- Accountability : 99.62%

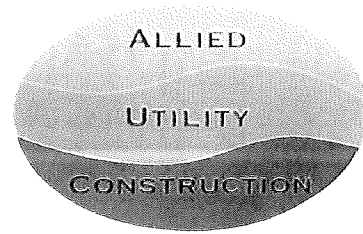
Potable Water Distribution

Sanitary Sewer Collection

Customer Care

- Delinquent letters mailed 248 (7-2-24)
- Delinquent tags hung 150 (7-16-24)
- Disconnects for Non-Payment 42 (7-23-24)
- Consideration to write off \$0.00
- Consideration to collections \$429.40

Allied Utility Construction LLC.
20107 Lord Dr
New Caney, TX 77357 US
+1 2818066260
larryj.auc@yahoo.com



Estimate

ADDRESS

Inframark
283 Lockhaven suite 208
Houston, texas 77073 harris

ESTIMATE # UD16ppump2

DATE 06/17/2024

SITE ADDRESS

20631 1/2 Fernbush

CONTACT NAME

Alicia and Laura

DATE	ACTIVITY	DESCRIPTION	QTY	RATE	AMOUNT
	Sales	This estimate is to replace the 1.5 submersible process water pump on the number one plant side as the one pulled is not rebuildable. This quote also covers replacing the 15 amp breaker in the panel as well as the capacitors too.	1	4,175.00	4,175.00

TOTAL

\$4,175.00

Accepted By

Accepted Date



HARRIS COUNTY U.D. #16

Operations & Maintenance for the month of July 2024

OPERATIONS EXPENSES		July 2024
BASIC OPERATIONS		\$29,836.09
WATER TAPS NO.	o RESIDENTIAL / o COMMERCIAL	\$0.00
SEWER TAPS NO.	o RESIDENTIAL / o COMMERCIAL	\$0.00
BUILDER LOT INSPECTIONS		\$0.00
FINAL BUILDER LOT INSPECTIONS		\$0.00
WATER PLANT MAINTENANCE		\$14,742.87
WATER LINE MAINTENANCE		\$32,352.99
SEWER PLANT MAINTENANCE		\$56,101.74
SEWER LINE MAINTENANCE		\$290.04
LIFT STATION MAINTENANCE		\$13,803.68
STORM SEWER MAINTENANCE		\$0.00
TEMPORARY METER MAINTENANCE		\$0.00
ADMINISTRATIVE		\$522.84
CREDIT		\$0.00
TOTAL AMOUNT INVOICED		\$147,650.25

FINANCIAL RECAP REPORT	
LAST MONTH RECEIVABLES	\$213,799.23
ADJUSTMENTS	\$4,873.85
PAYMENTS	(\$165,037.77)
CURRENT BILLING	\$162,941.00
TOTAL	\$221,046.63

ARREARS BREAKDOWN	
CURRENT	\$162,941.00
30 DAYS	\$45,515.34
60 DAYS	\$12,001.32
90 DAYS	\$3,263.76
120 DAYS	\$6,403.72

BUILDER DAMAGE RECEIVABLES					
	CURRENT	30-60 DAYS	60-90 DAYS	OVER 90	TOTAL
LONGLAKE	\$0.00	\$0.00	\$0.00	\$0.00	\$0.00
VERONICA RUIZ	\$0.00	\$0.00	\$0.00	\$0.00	\$0.00
TOTAL	\$0.00	\$0.00	\$0.00	\$0.00	\$0.00

TAP ACTIVITIES		
WATER TAP FEES	o RESIDENTIAL / o COMM	\$0.00
SEWER TAP FEES	o RESIDENTIAL / o COMM	\$0.00
SEWER INSPECTIONS	o RESIDENTIAL / o COMM	\$0.00
PRESITE/FAC/CSI	o PRESITE / o FAC / o CSI	\$0.00
ADDITIONAL TAP FEE	o RESIDENTIAL / o COMM	\$0.00
2" X LONG TAP AND METER	o RESIDENTIAL / o COMM	\$0.00
1" LONG IRRIGATION TAP & METER	o RESIDENTIAL / o COMM	\$0.00
1" SHORT IRRIGATION TAP & METER	o RESIDENTIAL / o COMM	\$0.00
SANITARY SEWER INSPECTION	o RESIDENTIAL / o COMM	\$0.00
STORM SEWER INSPECTION	o RESIDENTIAL / o COMM	\$0.00
CUSTOMER SERVICE INSPECTION	o RESIDENTIAL / o COMM	\$0.00
SITE SURVEYS	o RESIDENTIAL / o COMM	\$0.00
ST PLAN REVIEW FEE	o RESIDENTIAL / o COMM	\$0.00
ENGINEER REVIEW FEE	o RESIDENTIAL / o COMM	\$0.00
BLD DEPOSIT	o RESIDENTIAL / o COMM	\$0.00
DISTRICT TAP FEES	o RESIDENTIAL / o COMM	\$0.00
GREASE TRAP INSPECTIONS	o RESIDENTIAL / o COMM	\$0.00
NUMBER OF WATER CONNECTIONS BILLED		2052
NUMBER OF SEWER CONNECTIONS		2027

HARRIS-GALVESTON COASTAL SUBSIDENCE DISTRICT					
H.G.C.S.D. PERMIT PERIOD	June 1, 2024	THROUGH	May 31, 2025		
GALLONS PUMPED FOR THE MONTH OF		July 2024		15,273,000	GALLONS
PERMITTED WITHDRAWAL				160,000,000	GALLONS
YEAR TO DATE WITHDRAWAL				28,910,000	GALLONS
AMOUNT REMAINING ON PERMIT				131,090,000	GALLONS
MONTHS REMAINING ON H.G.C.S.D. PERMIT				10	MONTH

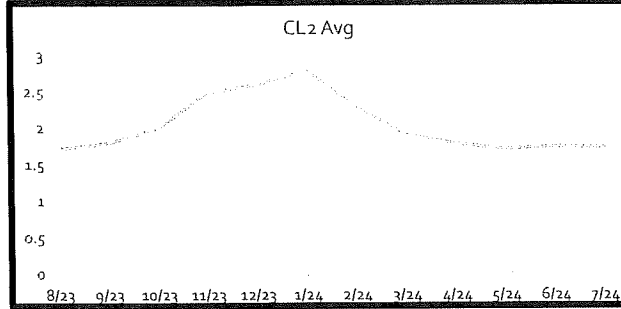
WATER PRODUCTION AND QUALITY

Water Quality Report - Disinfection Monitoring

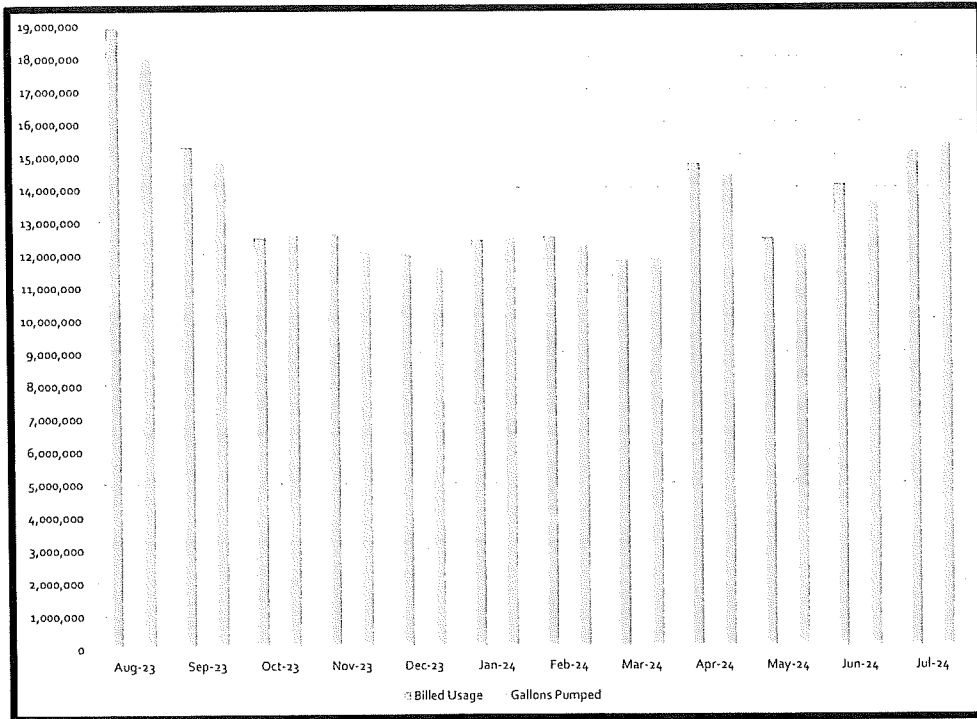
Annual Average 2.04

Monthly Average

Date	CL ₂ Avg
8/23	1.71
9/23	1.79
10/23	1.99
11/23	2.48
12/23	2.58
1/24	2.78
2/24	2.27
3/24	1.9
4/24	1.77
5/24	1.7
6/24	1.73
7/24	1.72



JULY 2024



Water Accountability Report Historical

Report Date	Billing Dates	# of Connections	Billed Usage	Sold	Flushed/ Loss	Purchased IC	Gallons Pumped	Accountability %
Aug-23	8-9-23 / 9-7-23	2052	18,923,000	0	281,000	0	17,999,000	106.69%
Sep-23	9-8-23 / 10-9-23	2051	15,276,000	0	227,448	0	14,843,000	104.45%
Oct-23	10-10-23 / 11-6-23	2048	12,503,000	0	601,000	0	12,621,000	103.83%
Nov-23	11-7-23 / 12-6-23	2046	12,616,000	0	110,000	0	12,093,000	105.23%
Dec-23	12-7-23 / 1-5-24	2045	12,011,000	0	478,000	0	11,665,000	107.06%
Jan-24	1-6-24 / 2-5-24	2040	12,435,000	0	697,100	0	12,520,000	104.89%
Feb-24	2-6-24 / 3-8-24	2044	12,530,000	0	228,000	0	12,278,000	103.91%
Mar-24	3-9-24 / 4-5-24	2054	11,793,000	0	192,000	0	11,846,000	101.17%
Apr-24	4-6-24 / 5-8-24	2054	14,744,000	0	0	0	14,420,000	102.25%
May-24	5-9-24 / 6-5-24	2047	12,482,000	0	163,500	0	12,244,000	103.28%
Jun-24	6-6-24 / 7-5-24	2051	14,104,000	0	138,000	0	13,588,000	104.81%
Jul-24	7-6-24 / 8-6-24	2052	15,123,000	0	193,500	0	15,375,000	99.62%



Harris County U.D. #16

July 2024

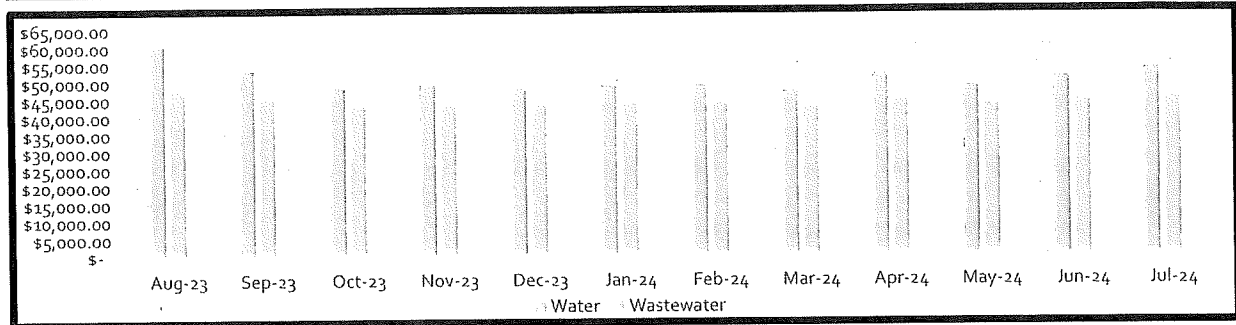
Bacteriological Data

Sample ID	PWSID	PWS Name	Sample Site	County	Collection Date	Collection Time	Collector	Analysis Time	System Type	Sample Type	Source	Chlorine mg/L	Total Coliform	E. coli
7241974	1013156	HC UD 16	20627 Fembush	Harris	7/15/2024	9:10	GL	15:35	Public	Distribution	Well	1.47	not found	not found
7241975	1013156	HC UD 16	1315 N Plaza East	Harris	7/15/2024	9:15	GL	15:35	Public	Distribution	Well	1.64	not found	not found
7241976	1013156	HC UD 16	20514 Northbriar	Harris	7/15/2024	9:20	GL	15:35	Public	Distribution	Well	1.57	not found	not found
7241977	1013156	HC UD 16	1319 Century Plaza	Harris	7/15/2024	9:30	GL	15:35	Public	Distribution	Well	1.82	not found	not found
7241978	1013156	HC UD 16	20120 Plaza East -GST	Harris	7/15/2024	9:35	GL	15:35	Public	Distribution	Well	1.63	not found	not found
7242236	1013156	HC UD 16	959 Matthew Way	Harris	7/16/2024	9:45	GL	14:50	Public	Distribution	Well	1.64	not found	not found
7242248	1013156	HC UD 16	18910 West Hard St	Harris	7/16/2024	11:35	GL	14:50	Public	Distribution	Well	1.5	not found	not found

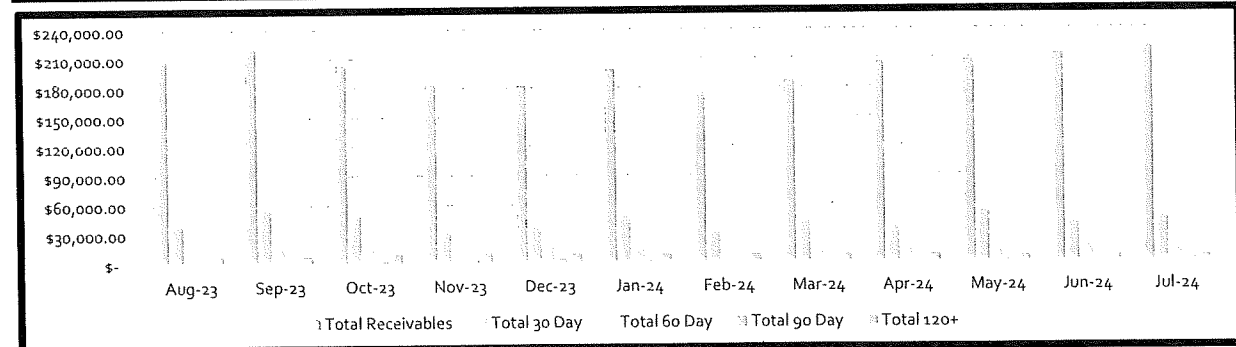


Description	Jul-23	Jul-24
Number of Water Accounts Billed	2050	2052
Number of Sewer Accounts Billed	2022	2027
Avg. Water Use for Accounts Billed in gallons	\$ 8,370	\$ 7,615
Total Billed	\$ 168,023	\$ 162,941
Total Aged Receivables	\$ 51,684	\$ 58,106
Total Receivables	\$ 219,708	\$ 221,047

12 Billing Month History by Category



12 Month Accounts Receivable and Collections Report



Date	Total Receivables	Total 30 Day	Total 60 Day	Total 90 Day	Total 120+
Aug-23	\$ 209,697.79	\$ 38,877.29	\$ 4,254.09	\$ 1,454.56	\$ 8,388.96
Sep-23	\$ 222,218.59	\$ 55,911.69	\$ 18,002.12	\$ 2,401.21	\$ 8,135.73
Oct-23	\$ 203,940.56	\$ 50,586.27	\$ 19,181.24	\$ 2,767.77	\$ 9,694.02
Nov-23	\$ 183,184.14	\$ 34,547.61	\$ 12,218.38	\$ 4,225.61	\$ 11,379.55
Dec-23	\$ 182,834.34	\$ 38,756.16	\$ 19,063.24	\$ 4,208.70	\$ 9,803.58
Jan-24	\$ 199,203.65	\$ 48,072.32	\$ 15,748.06	\$ 2,214.81	\$ 9,157.15
Feb-24	\$ 175,325.01	\$ 32,497.97	\$ 8,488.50	\$ 1,955.05	\$ 9,062.49
Mar-24	\$ 187,619.02	\$ 43,158.48	\$ 13,371.52	\$ 2,364.68	\$ 9,070.56
Apr-24	\$ 206,204.01	\$ 38,988.50	\$ 13,752.16	\$ 1,937.85	\$ 8,522.33
May-24	\$ 208,323.92	\$ 52,457.86	\$ 15,048.72	\$ 2,621.63	\$ 7,254.25
Jun-24	\$ 213,799.23	\$ 41,693.63	\$ 17,431.12	\$ 2,459.06	\$ 7,188.06
Jul-24	\$ 221,046.63	\$ 45,515.34	\$ 12,001.32	\$ 3,263.76	\$ 6,403.72

Board Consideration to Write Off	\$0.00	
Board Consideration Collections	\$429.40	7/29/2024
Delinquent Letters Mailed	248	7/2/2024
Delinquent Tags Hung	150	7/16/2024
Disconnects for Non Payment	42	7/23/2024

HARRIS COUNTY U.D. #16
MAJOR MAINTENANCE SUMMARY
July 2024

LIFT STATION

1. General Repair of a Lift Station Asset; Wire up rental generator	Cost:	\$ 2,392.72
2. General Repair of a Lift Station Asset; Troubleshoot partial power to plant	Cost:	\$ 4,562.41
3. Cleaning at a Lift Station; Top clean l/s grease causing issue with floats.	Cost:	\$ 1,776.00

SEWER MAINTENANCE

SEWER PLANT MAINTENANCE

1. Purchase Chemicals for Sewer Treatment Plant; Simply Aquatics deliver chemicals for July	Cost:	\$ 5,026.80
2. Purchase Laboratory Services for Sewer Treatment Plant; Eastex perform lab sampling for June.	Cost:	\$ 1,183.51
3. Sewer Treatment Plant Cleanup; Sched#: 7019 SchedType: CSEM DateSched: 07/01/24	Cost:	\$ 1,470.34
4. Post Sewer Treatment Plant Repair Cleanup; Clean out return boxes under plates.	Cost:	\$ 3,278.75
5. General Sludge Management; Magna Flow sludge haul for July.	Cost:	\$ 11,549.24
6. General Sludge Management; Magna Flow hauled sludge for June.	Cost:	\$ 23,638.63
7. Purchase Subcontracted Services for Sewer Treatment Plant; Allied Utility replace the 1.5 submersible process water pump on the number two plant side as the one pulled is not re-buildable.	Cost:	\$ 4,920.00

WATER MAINTENANCE

1. Repair, Replace, Adjust, Recondition a Water System Asset; Cross street: North Plaza East Hc16 Repair leaking tap line Front easement Emergency UCc needed Clinton Anthony 5820	Cost:	\$ 1,765.45
2. Flushing of a Water System; Perform monthly flushing of district	Cost:	\$ 1,073.00
3. Billing Turn Off Multi-Address WO See Bulk Accounts tab for list of Addresses	Cost:	\$ 1,201.62
4. Hang Tags in District Area (Delinquent, NSF, customer service notice, boil water notices (active & rescind), VWU); Bill tags 165	Cost:	\$ 1,009.42
5. General Repair of a Water System Asset; FIRE HYDRANT SURVEY	Cost:	\$ 8,874.42

WATER PLANT MAINTENANCE

1. General Repair of a Water Plant Asset; Fuel delivery from Hurricane Beryl	Cost:	\$ 1,123.75
2. General Repair of a Water Plant Asset; Investigate sight glass on HPT#1	Cost:	\$ 1,539.99
3. Purchase Subcontracted Services for Water Plant; Allied Utility disconnecting and reconnecting aux drive for well after hurricane blew through.	Cost:	\$ 3,330.00
4. Purchase Subcontracted Services for Water Plant; Allied Utility build a new bearing guard for bp1 as the old one was damaged beyond repair by the last coupling break.	Cost:	\$ 2,250.00

NATIONAL POLLUTANT DISCHARGE ELIMINATION SYSTEM
DISCHARGE MONITORING REPORT

PERMITEE NAME/ADDRESS (Include Fac Name / Location if Different)
HARRIS COUNTY UD #16
HARRIS COUNTY UD #16
ADDRESS

MINOR

TX0091481 PERMIT NO. 001 B DISCHARGE NO.

F - FINAL
DOMESTIC FACILITY-001
EFFLUENT

FACILITY HARRIS COUNTY UD #16 WWTF
LOCATION HOUSTON TX 77056

MONITORING PERIOD

MO DAY YR MO DAY YR
FROM 07 01 24 TO 07 31 24

*** NO DISCHARGE ***

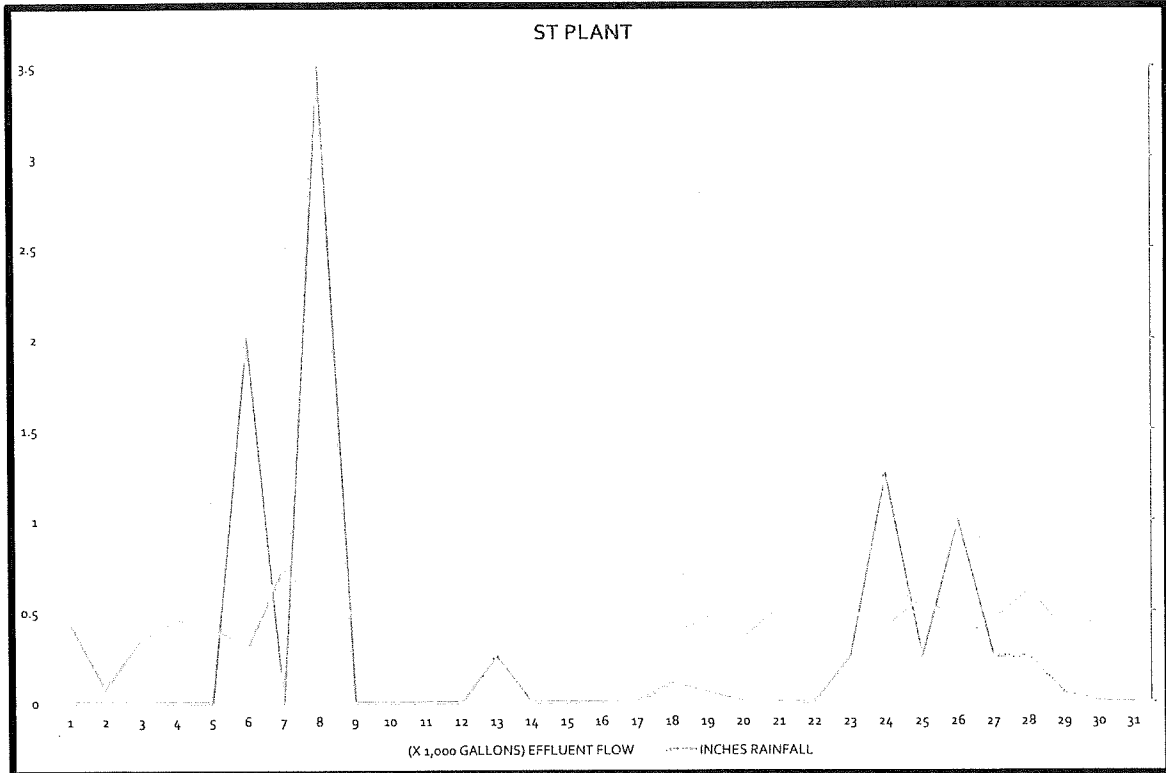
NOTE: Read Instructions before completing this form.

PARAMETER	QUANTITY OR LOADING			QUALITY OR CONCENTRATION			NO EX	Frequency of Analysis	Sample Type
	AVG	MAX	UNITS	MIN	AVG	MAX			
OXYGEN, DISSOLVED (DO)	*****	*****	*****	7.20	*****	*****	0	Weekly	GRAB
00300 1 0 0 EFFLUENT GROSS VALUE	*****	*****	*****	4	*****	*****	(19)	WEEKLY	GRAB
PH	*****	*****	*****	7.50	*****	7.80	MG/L	Weekly	GRAB
00400 1 0 0 EFFLUENT GROSS VALUE	*****	*****	*****	6.0	*****	9.0	(12)	2/MON	GRAB
SOLIDS, TOTAL SUSPENDED	<9.36	*****	*****	MINIMUM	<2.44	4.90	SU	Weekly	COMP
00530 1 0 0 EFFLUENT GROSS VALUE	63	*****	*****	*****	15	40	(19)	WEEKLY	COMP
NITROGEN, AMMONIA TOTAL (AS N)	<0.349	*****	*****	*****	<0.120	0.200	MG/L	Weekly	COMP
00610 1 0 0 EFFLUENT GROSS VALUE	13	*****	*****	*****	3	10	(19)	WEEKLY	COMP
FLOW, IN CONDUIT OR THRU TREATMENT PLANT	0.450	0.737	*****	*****	*****	*****	MG/L	99/99	T/M
50030 1 0 0 EFFLUENT GROSS VALUE	0.50	REPORT	(03)	*****	*****	*****	*****	CONT	TOTALZ
CHLORINE, TOTAL RESIDUAL	*****	*****	*****	1.64	*****	3.56	(19)	01/01	GRAB
50060 1 0 0 EFFLUENT GROSS VALUE	*****	*****	*****	1.0	*****	4.0	MG/L	DAILY	GRAB
E. COLI GENERAL	*****	*****	*****	*****	<1.00	<1.00	(32)	1/Month	GRAB
51040 1 0 0 EFFLUENT GROSS VALUE	*****	*****	*****	*****	63	200	CFU/100ML	1/MO.	GRAB
BOD, CARBONACEOUS 05 DAY, 20C	<18.9	*****	*****	*****	<4.92	8.30	(19)	Weekly	COMP
80082 1 0 0 EFFLUENT GROSS VALUE	42	*****	*****	*****	10	25	MG/L	WEEKLY	COMP

WASTEWATER PRODUCTION AND QUALITY

Wastewater Flows

JULY 2024



Sewer Treatment Plant Summary

Permit Information	Permit Number	Expiration Date
T.C.E.O. PERMIT	WQ0012614-001	02/01/23
N.P.D.E.S.	TX0091481	

Permit	Permit Parameter	Measured Value	Excursion
MINIMUM DISSOLVED OXYGEN (D.O.)	4.000 MG/L	7.200 MG/L	NO
MINIMUM P.H.	6.0 SU	7.5 SU	NO
MAXIMUM P.H.	9.0 SU	7.8 SU	NO
AVERAGE PERMITTED FLOW	0.500 M.G.D.	0.450 M.G.D.	NO
AVERAGE PERMITTED B.O.D.	10.0 MG/L	4.9 MG/L	NO
AVERAGE PERMITTED T.S.S.	15.0 MG/L	2.4 MG/L	NO
AVERAGE PERMITTED AMONIA NH ₃	3.00 MG/L	0.12 MG/L	NO
MINIMUM CL ₂ RESIDUAL	1.00 MG/L	1.6 MG/L	NO
MAXIMUM FINAL CL ₂ RESIDUAL	4.00 MG/L	3.56 MG/L	NO
AVERAGE PERMITTED ECOLI	63.00 MG/L	1.0 MG/L	NO
AVERAGE PERMITTED DAILY MAX ECOLI	200.00 MG/L	1.0 MG/L	NO



Harris County U.D. #16

District Call Report

7/1/2024 - 7/31/2024

DISPOSITION	NUMBER OF CALLS	PERCENTAGE
Account Updates	81	25.55%
Adjustment request	3	0.95%
Billing Inquiries/Disputes	86	27.13%
Board Related Questions	0	0.00%
Call Back no Answer	0	0.00%
Cancel Service	12	3.79%
Delinquency	39	12.30%
HOA/HOA Inquiry	0	0.00%
Other Dept	1	0.32%
Payment	49	15.46%
Payment Plan	1	0.32%
Portal Assistance	1	0.32%
Service Problem	6	1.89%
Smart Meter Inquiries	0	0.00%
Start Service	28	8.83%
Supervisor Escalation	1	0.32%
TAP	0	0.00%
Taxes/Tax Inquiry	0	0.00%
Trash Inquiry	6	1.89%
Vacant lock0off/Vacant with Usage	0	0.00%
Water Quality Concern	2	0.63%
Work Order	1	0.32%
TOTAL	317	100.00%

Harris County U.D. #16

July 2024

InfraSMART (Scheduled Maintenance Asset Reliability Tracker)

Asset #	District	Asset ID	Asset Description	Asset Address	Activity Code	Activity Description	Interval	Last Comp	Next Sched
10553	HC16	HC16-GRSTRPCHEVRON1	GREASE TRAP CHEVRON-CHEVRON	802 E Airtex Dr @ Imperial Valley Dr	INGREASCOM	Monthly Grease Trap Inspections - Commercial	1-M	8/20/2024	10/1/2024
1304	HC16	HC16-LS1	Harris County UD # 16 - Lift Station # 1	20031 1/2 W Hardy Rd	PM1YIFRSRY	Annual Infrared Survey PM (Electrical) must verify work type	12-M	8/30/2024	6/1/2025
1408	HC16	HC16-LS1	Harris County UD # 16 - Lift Station # 1	20031 1/2 W Hardy Rd	PM3MADLR	Three Month Communication & Alarm System PM (Electrical)	3-M	8/14/2024	11/1/2024
1409	HC16	HC16-LS2	Harris County UD # 16 - Lift Station # 2	20120 1/2 Plaza E Blvd	PM3MADLR	Three Month Communication & Alarm System PM (Electrical)	3-M	8/14/2024	11/1/2024
1305	HC16	HC16-LS2	Harris County UD # 16 - Lift Station # 2	20120 1/2 Plaza E Blvd	PM1YIFRSRY	Annual Infrared Survey PM (Electrical) must verify work type	12-M	8/30/2024	6/1/2025
4686	HC16	HC16-LS3	Harris County UD # 16 - Lift Station # 3	19022 1/2 W Hardy Rd	MTXCCCOM	Cellular Communications Monthly Service Fee	1-M	8/27/2024	9/6/2024
1306	HC16	HC16-LS3	Harris County UD # 16 - Lift Station # 3	19022 1/2 W Hardy Rd	PM1YIFRSRY	Annual Infrared Survey PM (Electrical) must verify work type	12-M	8/30/2024	6/1/2025
1410	HC16	HC16-LS3	Harris County UD # 16 - Lift Station # 3	19022 1/2 W Hardy Rd	PM3MADLR	Three Month Communication & Alarm System PM (Electrical)	3-M	8/15/2024	11/1/2024
5702	HC16	HC16-SP1	Harris County UD # 16 - Sewer Treatment Plant # 1	20631 1/2 Fernbush Dr	PM3MAIREXC	Three Month Air Exchange PM (Chlorination) must verify work type	3-M	8/6/2024	11/1/2024
1477	HC16	HC16-SP1	Harris County UD # 16 - Sewer Treatment Plant # 1	20631 1/2 Fernbush Dr	PMFLWMTR	Flow Meter PM (Calibration) must verify work type	3-M	8/20/2024	11/1/2024
2445	HC16	HC16-SP1	Harris County UD # 16 - Sewer Treatment Plant # 1	20631 1/2 Fernbush Dr	PM2MMCHL	Two Month Mechanical Lubrication PM (Mechanical)	2-M	9/6/2024	11/1/2024
1411	HC16	HC16-SP1	Harris County UD # 16 - Sewer Treatment Plant # 1	20631 1/2 Fernbush Dr	PM3MADLR	Three Month Communication & Alarm System PM (Electrical)	3-M	9/5/2024	11/1/2024
2280	HC16	HC16-WP1	Harris County UD # 16 - Water Plant # 1	21020 Plaza E Blvd	PM1YMCHL	Annual Mechanical Lubrication PM (Mechanical)	12-M	8/14/2024	8/1/2025
1308	HC16	HC16-WP1	Harris County UD # 16 - Water Plant # 1	21020 Plaza E Blvd	PM1YIFRSRY	Annual Infrared Survey PM (Electrical) must verify work type	12-M	8/30/2024	6/1/2025
1412	HC16	HC16-WP1	Harris County UD # 16 - Water Plant # 1	21020 Plaza E Blvd	PM3MADLR	Three Month Communication & Alarm System PM (Electrical)	3-M	9/6/2024	11/1/2024
5703	HC16	HC16-WP1	Harris County UD # 16 - Water Plant # 1	21020 Plaza E Blvd	PM3MAIREXC	Three Month Air Exchange PM (Chlorination) must verify work type	3-M	8/6/2024	11/1/2024
7322	HC16	HC16-WP1	Harris County UD # 16 - Water Plant # 1	21020 Plaza E Blvd	PM1MGENDL	One Month Generator Load Test PM (Mechanical) must verify work type	1-M	8/1/2024	8/3/2024

Burke Engineering, LLC

Civil Consulting & Design

TBPE Firm No. F- 17279
10590 Westoffice Drive, Suite 125
Houston, Texas 77042
713-828-5553
cburke@burke-eng.com

ENGINEERING REPORT HARRIS COUNTY UTILITY DISTRICT No. 16 September 2024

23-001
9/12/2024

1. 70 Acre Development
 - A. Holigan Development
 - 1) Still working on the final release.
 - 2) Fire suppression engineer requested fire flow information for industrial development.
 - 3) Coordinating with Operator.

2. Water System
 - A. Interconnect with North Green MUD
 - 1) In design.

3. Water Plant
 - A. Hydro Tank No. 1 Replacement
 - 1) Solicited bids from 3 contractors.
 - 2) See attached Bid Tabulation.
 - 3) All bids received were higher than the maximum \$150,000 allowed for solicited bids.
 - 4) We received 2 offers for substitutions for a different coating system.
 - 5) WW Payton's substitution, if accepted, would meet the \$150,000 threshold.
 - 6) We have requested information on that coating system for review.

4. Utility Requests
 - A. Haley's Corner Building Addition - 929 E. Airtex
 - 1) In construction.
 - 2) Operator to make taps, perform inspections and construct fire line across Airtex to the property.

5. Bond Issue No. 9
 - A. Bond Application Report
 - 1) Revised to include generators at 3 lift stations.
 - 2) Also increased the cost for Hydro Tank No. 1 Replacement, to align with bids received.
 - 3) See attached revised bond summary.
 - 4) Will send to consultants for final review, finalize, print and send to the TCEQ.

6. Other Items
 - A. NHCRWA Surface Water Lines
 - 1) Authority's survey and geotech consultants are working.

HARRIS COUNTY UD NO. 16

PROPOSED BOND SUMMARY - DRAFT 6
 SERIES 2024 - BOND ISSUE NO. 9

9/11/2024
 23-001-6

Construction Costs

A. Developer Contribution Items	<u>Total Cost</u>	<u>Developer Share</u>	<u>District Share</u>
1 None	\$ -	\$ -	\$ -
B. District Items			<u>District Share</u>
1 Hydro Tank No. 2 Coatings	\$ 31,500	\$ -	\$ 31,500
2 Hydro Tank No. 1 Replacement	\$ 180,000	\$ -	\$ 180,000
3 Emergency Interconnect with North Green MUD	\$ 180,000	\$ -	\$ 180,000
4 WP Ground Storage Tank Interior Coating	\$ 225,000	\$ -	\$ 225,000
5 WP Ground Storage Tank Exterior Coating	\$ 150,000	\$ -	\$ 150,000
6 WWTP Digester Protective Coatings	\$ 300,000	\$ -	\$ 300,000
7 Lift Station No. 1, 2 & 3 Emergency Generator	\$ 675,000	\$ -	\$ 675,000
10 Contingencies (20% of Items 2 - 9)	\$ 342,000	\$ -	\$ 342,000
11 Engineering (15% Items 1-7 & 10, 20% Items 7-9)	<u>\$ 346,275</u>	<u>\$ -</u>	<u>\$ 346,275</u>
Subtotal District Items	\$ 2,429,775	\$ -	\$ 2,429,775
Less Remaining Bond Funds	<u>\$ (23,670)</u>	\$ -	<u>\$ (23,670)</u>
Total Construction Costs Included in this Bond Issue (88.5% of BIR)	\$ 2,406,105	\$ -	\$ 2,406,105

Nonconstruction Costs

	<u>District Share</u>
A Legal Fees (3.5% of first \$1M; 2.5% Over \$1M)	\$ 78,000
B Fiscal Agent Fees (2% of BIR)	54,400
C Capitalized Interest	-
D Developer Interest (2 years @ 6.0%)	-
E Bond Discount (3.0% of BIR)	81,600
F Bond Issuance Expenses	50,375
G Bond Application Report	40,000
H Attorney General's Fee (0.1% of BIR)	2,720
I TCEQ Bond Issuance Fee (0.25% of BIR)	6,800
Total Non-Construction Costs	<u>\$ 313,895</u>
(11.5% of BIR)	

TOTAL BOND ISSUE REQUIREMENT

\$ 2,720,000

Notes: 1. Project scopes and associated costs are preliminary and subject to change.

CERTIFICATE FOR
ORDER AUTHORIZING APPLICATION TO THE
TEXAS COMMISSION ON ENVIRONMENTAL QUALITY
FOR APPROVAL OF PROJECT AND BONDS

I, the undersigned Secretary of the Board of Directors (the "Board") of Harris County Utility District No. 16 (the "District"), hereby certify as follows:

1. The Board, composed as follows:

Patricia A. Tope, President
Susan Wescott, Vice President
Michele Z. Womack, Secretary
Manny Mones, Assistant Secretary
Marilyn Daniel, Director

convened in regular session, open to the public, on September 12, 2024, at the Board's regular meeting place, and all of the members of the Board were present except Director Womack, thus constituting a quorum. Whereupon, among other business, the following was transacted at such meeting: A written

ORDER AUTHORIZING APPLICATION TO THE
TEXAS COMMISSION ON ENVIRONMENTAL QUALITY
FOR APPROVAL OF PROJECT AND BONDS

was duly introduced for the consideration of the Board. It was then duly moved and seconded that such Order be adopted, and, after due discussion, such motion, carrying with it the adoption of such Order, prevailed and carried by the following vote:

AYES: 4

NOES: 0

2. A true, full and correct copy of the aforesaid Order adopted at the meeting described in the above and foregoing paragraph is attached to said minutes and to this certificate; such Order has been duly recorded in the Board's minutes of such meeting; the above and foregoing paragraph is a true, full and correct copy excerpt from the Board's minutes of such meeting pertaining to the adoption of such Order; the persons named in the above and foregoing paragraph are the duly chosen, qualified and acting officers and members of the Board as indicated therein; each of the officers and members of the Board was duly and sufficiently notified officially and personally, in advance, of the time, place and purpose of such meeting, and that such Order would be introduced and considered for adoption at such meeting; and such meeting was open to the public, and public notice of the time, place and purpose of such meeting was given, all as required by Chapter 551, Texas Government Code and Section 49.063, Texas Water Code, as amended.

SIGNED AND SEALED this 12th day of September 2024.

HARRIS COUNTY UTILITY
DISTRICT NO. 16

By: *Manuel M. M...*
Asst. Secretary, Board of Directors

(SEAL)



OFFICIAL INTENT RESOLUTION

THE STATE OF TEXAS §
 §
COUNTY OF HARRIS §

WHEREAS, Harris County Utility District No. 16 (the "District") is in the process of preparing an application to the Texas Commission on Environmental Quality (the "Commission") for approval of its project and bonds; and

WHEREAS, it is the intention of the District to issue obligations (the "Bonds") the interest on which is excludable from gross income under Section 103 of the Internal Revenue Code of 1986, as amended; and

WHEREAS, the District will initially utilize funds from the District's General Operating Fund to pay the costs associated with the engineering design, purchase, construction and/or installation of three (3) generators for the District's lift stations (the "Project") in the approximate amount of \$776,250.00 and intends to use a portion of the proceeds of the Bonds to reimburse the General Operating Fund for funds so expended; Now, Therefore,

BE IT RESOLVED BY THE BOARD OF DIRECTORS OF HARRIS COUNTY UTILITY DISTRICT NO. 16 THAT:

Section 1: The Board of Directors of the District hereby finds, determines and declares that the Project described above is reasonably expected to have an economic life of at least one (1) year.

Section 2: The payment, or a portion thereof, for the above-described Project will be initially made from the District's General Operating Fund.

Section 3: The District hereby declares that the funds described in this Resolution are not reasonably expected to be allocated on a long-term basis, reserved, or otherwise available pursuant to its budget for financing of the project and bonds.

Section 4: The principal of, premium, if any, and interest due on the Bonds are expected to be paid from ad valorem tax revenues.

Section 5: The District hereby declares that it has not provided for, and does not intend to provide for, payment of the Project above described by budget or other allocations that are inconsistent with this Resolution.

Section 6: The District hereby directs that this Resolution be continuously available for inspection by the general public at 3700 Buffalo Speedway, Suite 830, Houston, Texas during normal business hours on every business day beginning 10 days after the date of adoption of this Resolution and ending on the date of issuance of the Bonds.

PASSED AND APPROVED this the 12th day of September, 2024.

HARRIS COUNTY UTILITY DISTRICT NO. 16

ATTEST:

By: *[Signature]*
Assistant Secretary
Board of Directors

By: *[Signature]*
President
Board of Directors

(SEAL)



HC UD 16

Monthly Communications Report

September 12, 2024

The following report details updates for any communication projects and tasks for HC UD 16 that have occurred since the last board meeting.

WEBSITE UPDATES

The following updates were made since the last meeting:

- No website updates this cycle.

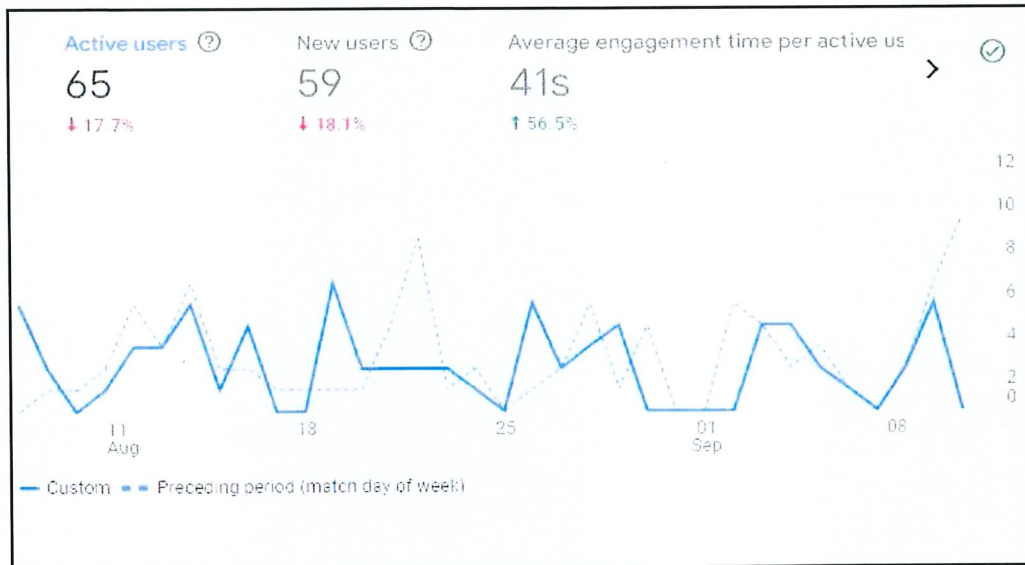
NEWS POSTS

The following news post was posted since the last report:

- **September 12 Public Meeting Notice**

WEBSITE STATISTICS

Analytics Period: August 12- September 5



- 59 new and unique visitors to the website, 65 total users
- 52 Users found the site organically while 36 were directly linked to the website.
- 387 navigational events accounting for 64 engaged sessions (Events being things such as page scrolls, clicks, downloads, etc)

Dee Russell (Primary)
District Representative
d.russell@touchstonedistrictservices.com
(832) 810-6675

Michael Willett (Secondary)
Director of Client Management and Business Operations
m.willett@touchstonedistrictservices.com
(832) 810-5160

Here are your top 10 viewed pages:

1	Bill Payment Information / Harris County UD 16	19
2	Contact Us / Harris County UD 16	10
3	Board of Directors / Harris County UD 16	8
4	Welcome to Harris County Utility District No. 16 / Harris County UD 16	8
5	Documents / Harris County UD 16	7
6	Tax Information / Harris County UD 16	5
7	August 8th Public Meeting Notice / Harris County UD 16	4
8	Board Meetings / Harris County UD 16	3
9	Budget Information / Harris County UD 16	3
10	News Archive / Harris County UD 16	3

RESIDENT INQUIRIES

Residents can submit inquiries through the **Contact Us** page. Submissions are received by our team and answered directly or forwarded to the appropriate consultant for answering.

- There were no Resident inquiries this cycle.

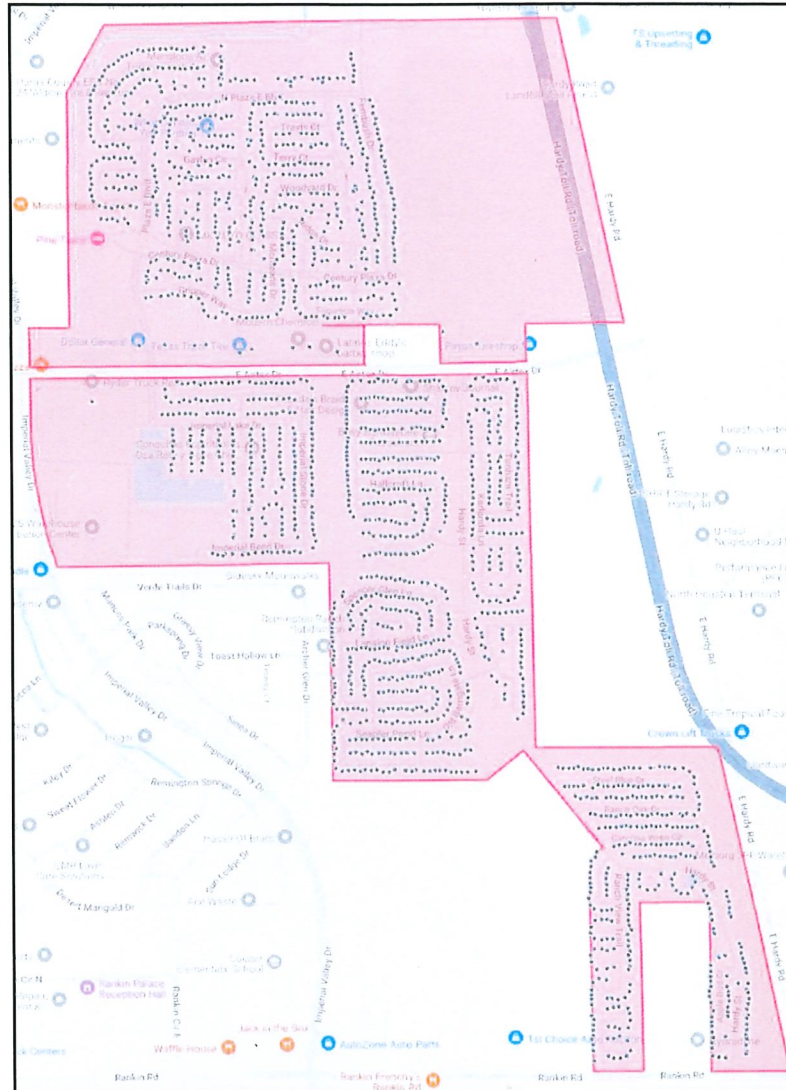
OPEN ITEMS

- No open items at this time.

ACTION ITEMS

- No action items at this time.

INTEN DISTRICT ALERTS SYSTEM



- Accounts Registered: 2847
- Accounts Created in the last 30 days: 0
- No text alerts sent this cycle.

Dee Russell (Primary)
District Representative
d.russell@touchstonedistrictservices.com
(832) 810-6675

Michael Willett (Secondary)
Director of Client Management and Business Operations
m.willett@touchstonedistrictservices.com
(832) 810-5160

CERTIFICATION OF UNOPPOSED CANDIDATES FOR
OTHER POLITICAL SUBDIVISIONS (NOT COUNTY)
CERTIFICACIÓN DE CANDIDATOS ÚNICOS
PARA OTRAS SUBDIVISIONES POLITICAS (NO EL CONDADO)

To: Presiding Officer of Governing Body
Al: *Presidente de la entidad gobernante*

As the authority responsible for having the official ballot prepared, I hereby certify that the following candidates are unopposed for election to office for the election scheduled to be held on November 5, 2024

Como autoridad a cargo de la preparación de la boleta de votación oficial, por la presente certifico que los siguientes candidatos son candidatos únicos para elección para un cargo en la elección que se llevará a cabo el 5 de noviembre

List offices and names of candidates:
Lista de cargos y nombres de los candidatos:

Office(s) Cargo(s)

Director

Candidate(s) Candidato(s)


*Michele Z. Womack
Manny Mones
Marilyn Daniel*

Lorri Lugin
Signature (Firma)

Lorri Lugin
Printed name (Nombre en letra de molde)

Election Agent
Title (Puesto)

September 13, 2024
Date of signing (Fecha de firma)



See reverse side for instructions
(Instrucciones en el reverso)

CERTIFICATE FOR ORDER DECLARING CANDIDATES ELECTED

I, the undersigned secretary of the Board of Directors (the "Board") of Harris County Utility District No. 16 (the "District"), hereby certify as follows:

1. The Board, composed as follows:

Patricia A. Tope, President
Susan Wescott, Vice President
Michele Z. Womack, Secretary
Manny Mones, Assistant Secretary
Marilyn Daniel, Treasurer

met in regular session, open to the public, on September 12, 2024, at 3700 Buffalo Speedway, Suite 830, Houston, Harris County, Texas, and all of the members of the Board were present, thus constituting a quorum. Whereupon, among other business, the following was transacted at such meeting: A written

ORDER DECLARING CANDIDATES ELECTED


was duly introduced for the consideration of the Board. It was then duly moved and seconded that such Order be adopted, and, after due discussion, such motion, carrying with it the adoption of such Order, prevailed and carried by the following vote:

AYES: 5


NOES: 0

2. A true, full, and correct copy of the aforesaid Order adopted at the meeting described in the above and foregoing paragraph is attached to the minutes of such meeting and has been duly recorded in the Board's minutes of such meeting; the above-described action was duly taken by the Board and recorded in the Board's minutes of such meeting pertaining to the adoption of such Order; the persons named in the above and foregoing paragraph are the duly chosen, qualified, and acting officers and members of the Board as indicated therein; each of the officers and members of the Board was duly and sufficiently notified officially and personally, in advance, of the time, place, and purpose of such meeting, and that such Order would be introduced and considered for adoption at such meeting; and such meeting was open to the public, and public notice of the time, place, and purpose of such meeting was given, all as required by Chapter 551, Texas Government Code, as amended, and Section 49.063, Texas Water Code, as amended.

SIGNED AND SEALED this 12th day of September, 2024.


Assistant Secretary, Board of Directors

(SEAL)



ORDER DECLARING CANDIDATES ELECTED

WHEREAS, by order duly adopted by the Board of Directors of Harris County Utility District No. 16 (the "District"), on August 8, 2024, a general election was called for the election of three (3) Directors for the District, and for no other purpose, with such election to be held on November 5, 2024; and

WHEREAS, pursuant to the authority of Subchapter C, Chapter 2, Texas Election Code, as amended, the Secretary of the Board of Directors of the District, as the authority responsible for preparation of the ballots for such election has duly and timely delivered to the Board of Directors of the District a certification to the effect that (1) only one (1) candidate's name is to be placed on the ballot for each position in such election, and (2) no candidate's name is to be placed on a list of write-in candidates for any of such positions under applicable law; and

WHEREAS, the Board of Directors of the District, acting pursuant to the authority of Section 2.053, Texas Election Code, as amended, deems it necessary and proper to declare each of such unopposed candidates to be elected as Directors of the District; Now, Therefore,

BE IT ORDERED BY THE BOARD OF DIRECTORS OF HARRIS COUNTY UTILITY DISTRICT NO. 16 THAT:

Section 1: Michele Z. Womack, Marilyn Daniel, and Manny Mones are hereby declared to have been duly elected as Directors of the District, and each of such persons shall serve for a four-year term from and after November 5, 2024, and upon qualification and furnishing of the required form of oath and bond, until his or her successor is duly elected and appointed and qualified.

Section 2: The general election for Directors of the District previously called for November 5, 2024, shall not be held, and all orders, resolutions and proceedings are hereby repealed, revoked and rescinded.

Section 3: A certified copy of this Order shall be posted on November 5, 2024, at each polling place previously designated for such election.

Section 4: Each of such persons thus elected as Directors for the District shall be issued a certificate of election in the same manner as provided by law for a candidate elected at an election.

PASSED and ADOPTED this 12th day of September 2024.



President, Board of Directors

ATTEST:



Assistant Secretary, Board of Directors

(SEAL)

