

HARRIS COUNTY UTILITY DISTRICT NO. 16  
Minutes of Meeting of Board of Directors  
March 8, 2024

The Board of Directors of Harris County Utility District No. 16 met at 3700 Buffalo Speedway, Suite 830, Houston, Harris County, Texas on March 8, 2024, in accordance with the posted notice of meeting, and the roll was called of the members of the Board:

Patricia A. Tope, President  
Susan Wescott, Vice President  
Michele Z. Womack, Secretary  
Manny Mones, Asst. Secretary  
Marilyn Daniel, Treasurer

and all were present, thus constituting a quorum.

Also present were Danielle Harleston of B&A Municipal Tax Services, LLC (“B&A”); Ravi Patel of Municipal Accounts & Consulting, L.P. (“MAC”); Tina Felkai of Inframark, LLC (“Inframark”); Chris Burke of Burke Engineering, LLC; Brandon West of Touchstone District Services; and Lorri Lugin, Rebecca Donaldson and Kara Richardson of Marks Richardson PC (“MRPC”).

The Vice President called the meeting to order and declared it open for such business as might regularly come before it.

The Board deferred comments from the public, as no members of the public were present.

The Board next considered approval of the minutes of the February 9, 2024, meeting. After review and discussion, Director Wescott made a motion to approve the minutes of the meeting as written. Director Mones seconded the motion, which passed unanimously.

The Board deferred consideration of a report on the status of garbage collection services.

The Board reviewed the attached February 2024 Monthly Contract Statistics report from the Harris County Constable, Precinct 4 relative to security services in the District.

Ms. Harleston presented the attached tax assessor-collector report for the month of February, which had been prepared by B&A. She reported that 96.47% of the 2023 taxes had been collected as of February 29, 2024. After review and discussion of the report presented, Director Daniel made a motion to approve the report and authorize payment on the disbursements identified in the report. Director Wescott seconded the motion, which passed unanimously.

The Board next discussed the status of the District’s delinquent tax accounts. Ms. Harleston distributed the attached District’s Delinquent Tax Roll as of February 29, 2024, which had been prepared by B&A. She also presented for the Board’s review and information the

written report dated March 5, 2024, prepared by the District's delinquent tax attorney, Ted A. Cox, P.C. The Board next considered termination of water service for delinquent real property taxes on the Maria Lopez account. After discussion, Director Daniel made a motion to authorize the operator to terminate water service to the Maria Lopez account for delinquent property taxes. Director Wescott seconded the motion, which passed unanimously.

The Board next considered the financial and investment reports prepared by MAC and invoices presented for payment. Mr. Patel distributed the attached bookkeeping report, investment inventory report, and bills for payment. After review and discussion, Director Wescott made a motion to approve payment on the Operating Fund Account at Central Bank of all checks, wires and disbursements shown in the bookkeeping report. Director Daniel seconded the motion, which passed unanimously.

Mr. Patel next presented and reviewed the attached Quarterly Investment Inventory Report for the reporting period ending December 31, 2023. After reviewing the report, Director Wescott made a motion to approve the report and to authorize the District's Investment Officer to execute it on behalf of the Board and District. Director Daniel seconded the motion, which passed unanimously.

The Board next considered authorizing the bookkeeper and tax assessor-collector to prepare the 2023 Unclaimed Property Reports and file same with the State Comptroller prior to July 1, 2024 deadline. After discussion on the matter, Director Wescott made a motion to authorize the District's bookkeeper and tax assessor-collector to research the District's accounts to determine the necessity of preparing an Unclaimed Property Report, and, if such reports are necessary, to authorize the District's bookkeeper and tax assessor-collector to file same with the State Comptroller prior to July 1, 2024. Director Daniel seconded the motion, which passed unanimously.

Director Tope entered the meeting.

The Board next considered the attached report on the District's water, sanitary sewer, and storm sewer systems for the month of January which had been prepared by Inframark. Ms. Felkai reported that the District accounted for 104.89% of the water pumped during the month, and the District operated its facilities in compliance with their respective permits.

Ms. Felkai reported that the drum screen spray bar at the Wastewater Treatment Plant has failed and needs to be repaired. She presented the attached quote from Electrical Field Services, Inc. d/b/a South Texas Utilities and Underground in the amount of \$10,220 for the repair. After discussion, Director Daniel made a motion to accept the quote. Director Wescott seconded the motion, which passed unanimously.

Ms. Felkai next requested that the Board authorize Inframark to turn over various delinquent accounts totaling \$472.66 to Collections Unlimited ("CU"), as shown on the Operator's Report. After discussion, Director Womack made a motion to authorize Inframark to

turn over the subject accounts to CU, as set out above. Director Wescott seconded the motion, which passed unanimously.

Mr. Burke presented the attached engineer's report, including authorizing the design, advertisement for bids and/or award of construction contracts or concurrence in the award of a contract for construction of water, sanitary sewer, and drainage facilities within the District.

The Board deferred approval of plans and authorizing advertisement for bids for replacement of hydro tank no. 1 at the water plant. Mr. Burke reported that he is in the process of submitting the plans to Harris County and the City of Houston.

The Board next considered the status of the contract with CFG Industries for blasting and coating of hydro tank no. 2 at the water plant. Mr. Burke advised that the contractor work is underway.

The Board next considered the status of the contract with Preventive Services, LP for the construction of bollard fencing in the detention pond area. Mr. Burke advised that the materials have been ordered.

Mr. Burke reported relative to the garden and livestock on District property along the Remington Creek Ranch detention pond channel and trail. He advised that MRPC sent letters to the two residents who have gates connecting to the garden notifying them that the garden and livestock are on District property and must be removed. Mr. Burke advised that the mowing contractor has been instructed to mow the area monthly going forward.

The Board considered requests for and approval of utility commitments. Mr. Burke reported that Haley's Corner, located at 929 E. Airtex, wants to add a building to the existing development. He noted that the building will require private water and sewer lines and a private fire line with two hydrants. Mr. Burke advised that he has reviewed the drawings and is returning comments to the engineer for Haley's Corner. He noted that, once the drawings are approved, they will be forwarded to Inframark to calculate fees and perform inspections.

Mr. Burke reported that he has received Storm Water Quality Permits for Imperial Green Detention Pond and Meadowview Farms, Sections 5-10 Detention Pond. He stated he has submitted the Storm Water Quality Permit Renewal for Pine Trace.

The Board deferred acceptance of site and/or easement conveyance and acceptance of conveyance of facilities constructed for operation and maintenance purposes.

The Board considered the status of the emergency water supply contract with North Green Municipal Utility District ("North Green"). Ms. Richardson reported that she reached out to the attorney for North Green to check on the status of the review but has not received a response.

The Board next considered the annual review of a Resolution Adopting Prevailing Wage Rate Scale for Construction Projects. Ms. Richardson presented a list reflecting a survey of the


Prevailing Wage Rates for Construction Projects for the United States Department of Labor and reviewed the Resolution with the Board. After discussion, Director Wescott made a motion to adopt the Resolution Adopting Prevailing Wage Rate Scale for Construction Projects based on the United States Department of Labor rates. Director Daniel seconded the motion, which carried unanimously.

The Board deferred consideration of review and approval of a Bond Application Report relative to the proposed Series 2024 Bonds, approval of an Order Authorizing Application to the TCEQ for Approval of Project and Bonds for the proposed Series 2024 Bonds. Mr. Burke advised that the report is in progress.

The Board deferred consideration of the status of the Central Harris County Regional Water Authority.

Mr. West reviewed the attached report from Touchstone District Services and recommended that the District post a reminder to the District's website advising that wipes advertised as "flushable" are not actually flushable. He noted that there was a recent television add during the Super Bowl advertising the sale of "flushable" wipes.

There being no further business to come before the meeting, it was adjourned.

  
Secretary

## ATTACHMENTS

- (1) Agenda
- (2) Harris County Constable Report
- (3) Tax Assessor Reports
- (4) Bookkeeper Report
- (5) Operator Report
- (6) Engineering Report
- (7) Prevailing Wage Rate Scale Resolution
- (8) Touchstone Report

**HARRIS COUNTY UTILITY DISTRICT NO. 16**  
**NOTICE OF PUBLIC MEETING**

The Board of Directors of Harris County Utility District No. 16 will hold a public meeting on Friday, March 8, 2024, at 11:00 a.m. at 3700 Buffalo Speedway, Suite 830, Houston, Texas 77098, said address being a meeting place of the District.

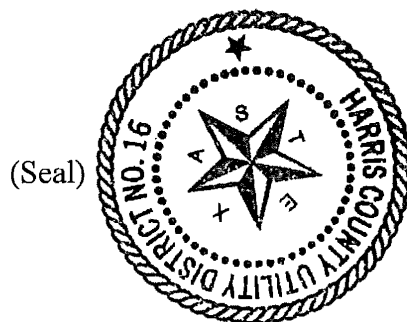
The subject of the meeting will be as follows:

1. Comments from the public (the Board imposes a three-minute speaking limit for each member of the public wishing to address the Board; comments will be closed after this item);
2. Consider approval of the minutes of the February 9, 2024, Board of Directors meeting;
3. Review report on status of garbage collection services, and the taking of any actions required in connection therewith;
4. Review Harris County Constable Report on District security services;
5. Review report on status of collection of taxes, the status of collection of delinquent tax accounts, and the payment of invoices in connection therewith, and the taking of any actions required in connection therewith, including authorizing the termination of water service to the properties of delinquent taxpayers;
6. Review financial, investment, and bookkeeping reports, and the taking of any actions required in connection therewith, including authorizing payment of invoices presented;
7. Authorize bookkeeper and tax assessor collector to prepare and file Unclaimed Property Reports prior to July 1, 2024, deadline;
8. Review report on District's water, sanitary sewer and storm sewer systems, including:
  - (i) Authorizing the repair and maintenance of District facilities;
  - (ii) Status of pending repairs;
  - (iii) Review of monthly service billing and collections;
  - (iv) Compliance with permits; and
  - (v) Appeals of District charges;
9. Engineer's report, including:
  - (i) Authorizing the design, advertisement for bids and/or award of construction contracts or concurrence in the award of a contract for the construction of water, sanitary sewer and drainage facilities within the District, including:
    - (a) Authorize preparation of plans for construction of emergency interconnect with North Green Municipal Utility District;
    - (b) Approve plans and authorize advertisement for bids for replacement of hydro tank no. 1 at the Water Plant;

- (ii) Status of construction contracts previously awarded and the approval of any change orders, including;
    - (a) Status of contract with CFG Industries, LLC for blasting and coating of hydro tank no. 2;
    - (b) Status of contract with Preventive Services, LP for construction of bollard fencing in the detention pond area;
  - (iii) Acceptance of site and/or easement conveyance and acceptance of conveyance of facilities constructed for operation and maintenance purposes;
  - (iv) Status of development in District;
  - (v) Review and approval of requests for issuance of utility commitments; and
  - (vi) Other engineering matters, and the taking of any actions required in connection therewith;
10. Consider status of emergency water supply contract with North Green Municipal Utility District;
11. Annual review of Resolution Adopting Prevailing Wage Rate Scale for Construction Projects;
12. Consider review and approval of Bond Application Report relative to the District's proposed Series 2024 Bonds, approval of an Order Authorizing Application to the Texas Commission on Environmental Quality ("TCEQ") for Approval of Project and Bonds for proposed Series 2024 Bonds and authorize the District's consultants to file the Application with the TCEQ, and the taking of any actions required in connection therewith;
13. Consider status of the Central Harris County Regional Water Authority;
14. Update from Touchstone District Services; and
15. Matters for placement on future agendas.

MARKS RICHARDSON PC

By: *Kara Richardson*  
Kara Richardson  
Attorney for the District



Persons with disabilities who plan to attend this meeting and would like to request auxiliary aids or services to aid in communication and/or participation are requested to contact the District's attorney at (713) 942-9922 at least three (3) business days prior to the meeting so that appropriate arrangements can be made. Texas Water Code Section 49.06(c) provides a process for qualified electors residing in the District to request the designation of a meeting place within the District. Please see Texas Water Code Section 49.062(c) for specific information on the petition process.



# HARRIS COUNTY CONSTABLE, PRECINCT 4

## CONSTABLE MARK HERMAN

*"Proudly Serving the Citizens of Precinct 4"*

6831 Cypresswood Drive ★ Spring, Texas 77379 ★ (281) 376-3472 ★ www.ConstablePct4.com

Monthly Contract Stats

## HARRIS CO UTILITY DIST#16

For February 2024

### Categories

Burglary Habitation: 0	Burglary Vehicle: 2	Theft Habitation: 0
Theft Vehicle: 1	Theft Other: 4	Robbery: 0
Assault: 4	Sexual Assault: 0	Criminal Mischief: 9
Disturbance Family: 7	Disturbance Juvenile: 1	Disturbance Other: 6
Alarms: 27	Suspicious Vehicles: 6	Suspicious Persons: 10
Runaways: 1	Phone Harrassment: 0	Other Calls: 149

### Detailed Statistics By Deputy

Unit Number	Contract Calls	District Calls	Reports Taken	Felony Arrests	Misd Arrests	Tickets Issued	Recovered Property	Charges Filed	Mileage Driven	Days Worked
34	2	0	0	0	0	0	0	0	92	1
E19	52	4	32	4	1	17	15000	9	762	17
TOTAL	54	4	32	4	1	17	15000	9	854	18

### Summary of Events

#### Criminal Mischief

18400 Apple Bud Ct – unknown suspects broke through the back driver side window of a vehicle and attempted to steal vehicle causing damage to vehicle.

18400 W. Hardy Rd – Complainant reported that unknown black male arrived during the nighttime hours without permission threw a rock into the Complainant window causing damage.

#### Burglary of Motor Vehicle

800 E. Airtex Dr – Complainant reported that unknown males entered their property and entered their vehicles and removed computers from their vehicles.

#### Assault Family

18700 N Young Elm Cir – Husband and Wife engaged in mutual combat District Attorney declined charges on both parties.

20100 Devin Ct – Adult siblings engaged in a verbal argument and then physical, District Attorney



was contacted and declined charges.

1000 Gripper Way – Juvenile female struck an adult female causing pain and injury while the adult was discipling the child. Juvenile was arrested for Assault family.

20200 Poco Ct – Complainant reported that her mother struck her while complainant was helping her mother walk into the residence. Charges were declined by District Attorney.

#### Stolen Vehicle

1100 Imperial Bend Dr – Complainant reported that two black males came during the nighttime hours forced entry into her vehicle and removed it from her driveway without her permission.

#### Family Disturbance

1100 Imperial Stone Drive – Adult male and female who are in a dating relationship got into a verbal argument no physical contact was made no charges filed.

#### Other Calls

#### Shoplifting

900 E. Airtex Dr – Complainant reported that unknown male entered the store selected items from the shelves and pass all points of sale failing to pay for the items.

900 E. Airtex Dr – While finishing up on a previous call for service Deputy observed a male shoplift from the store. Male was detained store refused to prosecute but requested a trespass warning. No Charges Filed.

900 E. Airtex Dr – Complainant reported that unknown male entered the store selected items and then exited the store without paying for the items.

#### Child Custody Dispute

20300 Northbriar Dr – Complainant wanted to report that her ex-husband is not following court orders for joint custody.

#### Meadowview Farms HOA

#### Criminal Mischief

1500 Joy Oaks Ln - Complainant reported unknown suspect(s) damaged their vehicle.

1400 Carolina Grove Ln – Complainant reported that unknown person came during the nighttime hours and shot at their residence causing damage to a front window of the residence. No suspect information was available no charges filed.

1500 Rising Spring Ln – Complainant reported that unknown person came during the nighttime hours damaged the Complainant vehicle during attempted auto theft. No suspect description was available, and no charges were filed.

20000 Karlanda Ln – Complainant reported that unknown person came during the nighttime hours and damaged by a rock thrown through complainant's window.

1500 Lansing Field – Complainant reported that unknown person came during the nighttime hours Unknown suspect(s) broke the back right window, steering column, and ignition. During attempted auto theft.

1500 Evermore Manor – Complainant reported that two males arrived during the nighttime hours were attempting to break into his truck to steal it. Clothing and other descriptions for the male were not provided. No Charges were filed in this case.

1400 Evermore Manor – Complainant reported that unknown persons came to next door neighbor residence and fired a firearm at the residence. Neighbors reported that they did not see or hear anything. Bullet casings were found on scene and a bullet went through the garage door of the complainant causing damage.

#### Theft

1400 Rising Springs Ln – Complainant reported that unknown person came during the nighttime hours and removed the tailgate to their pickup truck without permission.

#### Burglary of Motor Vehicle

20000 Tunham Trl – Complainant reported that unknown person came during the nighttime hours entered their truck without permission and removed items from inside of the vehicle.

#### Family Disturbance

1400 Joy Oaks Ln – Complainant reported that a known male who is her boyfriend assaulted her and caused her pain charges were filed. Male was taken into custody.

1500 Rising Springs - during investigation into a suspicious vehicle, Vehicle was found to be fresh stolen. Owner was located and a report was completed. Vehicle was entered as stolen and removed as recovered.

1400 Carolina Grove Ln – Complainant reported that unknown person took their rental vehicle without permission and has not returned the vehicle.

1400 Carolina Grove – Disturbance between adult daughter and parent occurred over vehicle keys physical assault did not occur no charges filed.

1400 Carolina Grove – Deputies were dispatched to a family disturbance call between husband and wife over marriage disagreement, no physical assault occurred parties separated on their own. No Charges filed.

1600 Cabrini Trace Ct – Ex- spouses got into a verbal argument outside of the residence over child discipline. No physical assault occurred District Attorney declined charges.

#### Other Calls

#### Mental Health Investigation

19900 Tunham Trl – A known juvenile was found to be in a crisis, juvenile was taken into custody and transported to a medical hospital for Mental Health Investigation.

1400 Carolina Grove – A known juvenile male made threats to harm himself after being disciplined, Juvenile was taken into custody and taken to a medical hospital for Mental Health Investigation.

1300 Seagler Pond Ln - Deputy responds to a mental health call resulting in a male being transported to a local hospital.

#### Runaway

1600 Rosalinda Ln – A known juvenile male exited parents' vehicle and did not return home when supposed to.

#### Evading

1300 Seagler Pond Ln – While on patrol Deputy observed a traffic violation, Deputy attempted a traffic stop on two vehicles both vehicle's evaded deputy, one of the vehicles was stopped and during check it was found to be recently stolen. The second vehicle was found a few blocks away abandoned it too was recently stolen.



Honesty | Efficiency | Transparency | Accountability | Continuity

MUNICIPAL TAX SERVICE, LLC

# HARRIS COUNTY UD 16

FOR THE MONTH ENDING

February 29, 2024



MUNICIPAL TAX SERVICE, LLC

HC UD 16 – JUR 566
FOR THE PERIOD ENDING 02/29/2024

RECEIVABLES SUMMARY

Table with 2 columns: Description and Amount. Rows include 2023 Balance Forward Levy at 9/30/23 FYE (\$0.00), CAD Changes / Uncollectible (\$3,009,455.48), Outstanding Balance forward Prior Years (2022-2014) at 9/30/23 FYE (\$44,694.04), CAD Changes / Uncollectible (\$6,397.85), Total Levy to be collected (3,047,751.67), Collection prior months (all years) (\$2,735,096.17), 2023 Taxes Collected net NSF & KR Refunds during current month (\$169,751.93), Taxes Collected for Prior Years net NSF & KR Refunds during current month (\$320.47), Total Outstanding Balance (143,224.04).

TAX ACCOUNT

Beginning Balance – Tax Account

147,958.82

Income

Table with 2 columns: Description and Amount. Rows include Taxes Collected Current Year (\$171,206.17), Taxes Collected Prior Year (\$461.44), 10% Rendition Penalty (\$0.00), Penalties & Interest (\$8,771.25), Collection Fee Paid (\$114.43), Overpayments (\$78.48), NSF or Reversals, Bank Charge (\$0.00), Escrow / Prepaid (\$297.66), Total Income (\$180,929.43).

Void cks 2220, 2224 and 2242 due to stale date

\$734.35

329,622.60

Expenses

Table with 2 columns: Description and Amount. Rows include 2320 Ted A. Cox, P.C - Delq Atty Coll. Fee & Exp. Invoice (February 2024) (\$454.32), 2321 Harris Central Appraisal District - 2nd Quarterly Assessment (\$6,447.00), 2322 Maria or Mario Garcia - Correction Roll 6 TY 2023 (\$196.09), 2323 Brenda Ferretiz - KR 6 TY 2023 & KR 18 TY 2022 (\$499.99), 2324 Sophia Robinson - KR 6 TY 2023 & KR 18 TY 2022 (\$157.20), 2325 Rosalinda Montes - KR 6 TY 2023 (\$210.34), 2326 Dina Perez - KR 6 TY 2023 & KR 18 TY 2022 (\$462.48), 2327 Josefina Rodriguez - KR 6 TY 2023 & KR 18 TY 2022 (\$710.05), 2328 Andriana Hernandez or Natalie Schutt - Reissue for voided ck 2224 (\$243.59), 2329 Sun Homes - TY 2023 Overpayment (\$78.48), 2330 B&A Municipal Tax Service LLC - Inv. 566-360 (\$2,997.30), 2331 B&A Municipal Tax Service LLC - Inv. 566-361 (\$1,074.60), Total Expenses (\$13,531.44).

Ending Balance –Tax Account

316,091.16



MUNICIPAL TAX SERVICE, LLC

**HC UD 16 – JUR 566**  
FOR THE PERIOD ENDING 02/29/2024

**OUTSTANDING TAXES – YEAR TO DATE**

TAX YEAR	BALANCE FORWARD @ 10/01/23	CAD SUPPLEMENTS & CORRECTIONS	UNCOLLECTIBLE	COLLECTIONS	OUTSTANDING TAXES	COLLECTIONS PERCENTAGE
2023	\$2,923,976.56	\$85,478.92	\$0.00	\$2,903,081.85	\$106,373.63	96.47%
2022	\$2,776,474.64	(\$5,716.68)	\$0.00	\$2,758,011.31	\$12,746.65	99.54%
2021	\$2,601,723.19	(\$681.11)	\$0.00	\$2,594,041.50	\$7,000.58	99.73%
2020	\$2,627,026.99	\$0.00	\$0.00	\$2,622,125.01	\$4,901.98	99.81%
2019	\$2,446,284.98	\$0.00	\$0.00	\$2,443,947.57	\$2,337.41	99.90%
2018	\$2,259,560.62	\$0.00	(\$27.61)	\$2,251,416.57	\$8,116.44	99.64%
2017	\$2,359,586.55	\$0.00	(\$424.31)	\$2,358,096.70	\$1,065.54	99.95%
2016	\$2,278,221.54	\$0.00	(\$600.03)	\$2,276,939.70	\$681.81	99.97%
					<b>\$143,224.04</b>	

**EXEMPTIONS & TAX RATES**

TAX YEAR	HOMESTEAD EXEMPTION	OVER 65 / DISABLED	M & O RATE	DEBT SERVICE RATE	CONTRACT TAX RATE	TOTAL RATE
2023	10.00%	15,000	0.32000	0.32000	0.00000	0.64000
2022	10.00%	15,000	0.27000	0.40000	0.00000	0.67000
2021	0.00%	0	0.27000	0.42000	0.00000	0.69000
2020	0.00%	0	0.27000	0.50000	0.00000	0.77000
2019	0.00%	0	0.27000	0.54000	0.00000	0.81000
2018	0.00%	0	0.27000	0.57000	0.00000	0.84000
2017	0.00%	0	0.27000	0.65000	0.00000	0.92000
2016	0.00%	0	0.30000	0.69000	0.00000	0.99000
2015	0.00%	0	0.30000	0.80000	0.00000	1.10000

**DISTRICT VALUES**

TAX YEAR	LAND & IMPROVEMENTS	AG NET	PERSONAL PROPERTY	EXEMPTIONS	TOTAL VALUE	SR	KR
2023	461,049,354	0	51,016,478	41,838,404	470,227,428	6	6
2022	409,643,692	0	42,712,109	38,809,794	413,546,007	18	18
2021	354,244,338	0	40,013,629	17,295,328	376,962,639	30	30
2020	322,228,190	0	35,275,581	16,331,427	341,172,344	42	42
2019	280,680,760	0	36,986,509	15,656,725	302,010,544	54	54
2018	253,114,873	0	29,657,962	13,777,537	268,995,298	65	65
2017	241,438,728	0	28,094,474	13,056,401	256,476,801	66	66
2016	224,971,063	0	14,248,456	9,096,110	230,123,409	85	85
2015	179,107,923	0	5,549,439	8,463,974	176,193,388	61	61
2014	140,471,450	0	2,230,505	3,736,795	138,965,160	67	67



MUNICIPAL TAX SERVICE,LLC

**HC UD 16 – JUR 566**  
FOR THE PERIOD ENDING 02/29/2024

**PROFIT & LOSS**

**CURRENT MONTH**  
02/01/2024 - 02/29/2024

**FISCAL YEAR**  
10/01/23 - 02/29/24

	<b>2,485,402.53</b>	<b>165,240.35</b>
<b>BEGINNING BALANCE</b>		
<b>INCOME</b>		
10% Rendition Penalty	0.00	101.04
Court Costs/Title Fees, Constable Fees	0.00	0.00
Collection Fee	114.43	1,757.58
Overpayments	78.48	12,834.23
Penalty & Interest	8,771.25	10,196.97
Prepaid Accounts	297.66	(1,624.46)
Returned Item Fee Collected	0.00	0.00
Taxes Collected	171,667.61	2,915,556.33
<b>Total Income</b>	<b>180,929.43</b>	<b>2,938,821.69</b>
<b>EXPENSES</b>		
Audit/Records	0.00	175.00
Bank Charges	0.00	0.00
Bond Premium	50.00	50.00
CAD Fees	0.00	6,052.00
Certificate of Value	0.00	0.00
Copies	92.20	583.40
Correction Roll Refunds	4,425.90	10,723.47
Continuing Disclosures	0.00	0.00
Court Affidavits	0.00	30.00
Delinquent Tax Attorney Expense	175.83	638.09
Delinquent Tax Attorney Fee	114.06	3,307.51
FA Assistance	0.00	0.00
Unclaimed Property	0.00	0.00
House Bill 1597 / Installment Tracking	37.50	187.50
Legal Notices	0.00	845.90
Map	0.00	0.00
Mailing & Handling	39.07	3,684.61
Meeting - Travel Time & Mileage	90.98	454.90
Overpayment Refund	12,725.29	12,754.66
Public Hearing	0.00	650.00
Records Retention	13.64	81.32
Rendition 5% to CAD	26.21	26.21
Rendition Refunds	0.00	0.00
Returned Item Fees	0.00	0.00
Research	0.00	0.00
Roll Update & Processing	93.75	356.25
SB 2 (5yr History)	0.00	0.00
Supplies	0.00	15.04
Tax Assessor Collector Fee – AB	2,997.30	14,964.90
Transfer to Maintenance & Operating	1,090,827.63	1,358,858.68
Transfer to Debt Service	1,225,000.00	1,360,000.00
<b>Total Expenses</b>	<b>2,336,709.36</b>	<b>2,774,439.44</b>
<b>ENDING BALANCE</b>	<b><u>329,622.60</u></b>	<b><u>329,622.60</u></b>



MUNICIPAL TAX SERVICE, LLC

**HC UD 16 – JUR 566**  
FOR THE PERIOD ENDING 02/29/2024

**YEAR TO YEAR COMPARISON**

	2023	%		2022	%	VARIANCE
October	\$31,248.09	1.07%		\$29,377.89	1.08%	-0.01%
November	\$132,690.92	5.47%		\$52,105.72	2.90%	2.57%
December	\$386,473.79	18.37%		\$549,217.56	22.33%	-3.96%
January	\$2,187,005.73	90.79%		\$1,855,794.77	87.93%	2.86%
February	\$171,206.17	96.47%		\$250,133.82	96.78%	-0.31%
March				\$11,858.81	97.19%	
April				\$15,826.82	97.73%	
May				\$19,539.94	98.40%	
June				\$7,412.70	98.61%	
July				\$5,641.63	98.82%	
August				\$5,779.82	99.02%	
September				\$7,723.36	99.26%	

**MONTHLY COLLECTIONS**

2023	2022	2021	2020	2019	2018
\$171,206.17	\$461.44	\$0.00	\$0.00	\$0.00	\$0.00
2017					
\$0.00					





MUNICIPAL TAX SERVICE,LLC

**HARRIS COUNTY UD 16**  
FOR THE PERIOD ENDING 02/28/2024

**PLEDGED SECURITIES REPORT**

SECURITIES PLEDGED AT 105% OVER FDIC INSURED \$250,000

**COLLATERAL SECURITY AGREEMENT ON FILE :** YES

**TAX BANK ACCOUNT HELD AT:** WELLS FARGO / BANK OF NEW YORK MELLON

**COLLATERAL SECURITY REQUIRED:** \$2,922,588.33

**TYPE OF PLEDGED INVESTMENT:** 01Y15F  
GNMA

**IN COMPLIANCE W/ DISTRICT INVESTMENT POLICY:** YES

MAIN 713-900-2680

STATE OF TEXAS §


COUNTY OF HARRIS §

Avik Bonnerjee, being duly sworn, says that he is the Tax Assessor-Collector for the above named District and the foregoing contains a true and correct report accounting for all taxes collected for said District during the month therein stated.



Avik Bonnerjee, RTA

SWORN TO AND SUBSCRIBED BEFORE ME, this 1<sup>st</sup> day of March 2024.



Rebecca Brewer  
Notary Public, State of Texas  
Notary ID #1258819

My Commission Expires March 1, 2028

**TED A. COX, P.C.**  
Attorney at Law  
2855 Mangum, Suite 100A  
Houston, Texas 77092  
(713) 956-9400 Office  
(713) 956-8485 Telefax

TED A. COX

February 22, 2024



B&A Municipal Tax Service, LLC  
13333 Northwest Freeway, Suite 250  
Houston, Texas 77040

RE: Harris County Utility District #16 – Tax Suits/Collections

Expenses/Fees:

Postage/Copy/Deed/Constable/Online Database Search Fees (February 2024) .....	<u>\$339.89</u>
TOTAL DUE THIS INVOICE .....	\$339.89

**PLEASE MAKE CHECK PAYABLE TO "TED A. COX, P.C."**



**MONTH OF FEBRUARY 2024**

<u>DISTRICT</u>	<u>COPIES</u>	<u>POSTAGE</u>	<u>DEED FEES</u>	<u>LEXIS NEXIS RESEARCH FEES</u>	<u>OTHER EXPENSES</u>	<u>TOTAL</u>
Big Sky MUD						
Chambers PID #2						
Chambers PID #3						
Chambers County MUD #3						
Cinco MUD #12						
CNP UD	\$9.80	\$18.74		\$3.33		\$31.87
Denton County Reclamation						
El Dorado UD	\$7.80	\$9.37		\$3.33		\$20.50
Encanto Real	\$2.10	\$0.68				\$2.78
Fort Bend MUD #145						
HC Freshwater Supply District 1A	\$34.10	\$130.35 (Postage for Amended Trial Notice- Judge Reset Hunter Case)				\$164.45
Galveston MUD #14						
HC MUD #5	\$7.30	\$1.36		\$2.53		\$11.19
HC UD #16	\$22.70	\$50.85		\$9.44	\$256.90 (process server fees)	\$339.89
HC MUD #104	\$11.10	\$21.46		\$3.33		\$35.89
HC MUD #200						
HC MUD #211						
HC MUD #233						
HC MUD #238	\$8.50	\$10.05		\$2.53		\$21.08

HARRIS COUNTY UD 16  
 Deposits Report  
 For Dates 2/1/2024 thru 2/29/2024

Bank	Deposit Date	Deposit No	Ck/Cash	CC	WACH	Deposit Amount
WELLS FARGO BANK	2/1/2024	20240152	0	1	0	255.78
	2/2/2024	20240157	0	0	1	1,464.70
	2/5/2024	20240159	0	1	0	397.80
	2/5/2024	20240160	0	1	0	148.74
	2/5/2024	20240161	1	0	0	1,100.03
	2/5/2024	20240162	1	0	0	264.05
	2/6/2024	20240163	0	1	0	201.63
	2/6/2024	20240164	11	0	0	11,271.42
	2/7/2024	20240165	0	0	1	302.00
	2/7/2024	20240166	1	0	0	1,134.65
	2/7/2024	20240167	2	0	0	81.97
	2/7/2024	20240168	1	0	0	132.47
	2/8/2024	20240169	10	0	0	11,449.59
	2/8/2024	20240170	0	3	0	635.63
	2/9/2024	20240171	0	1	0	1,931.50
	2/12/2024	20240172	0	1	0	186.60
	2/12/2024	20240173	0	1	0	1,036.78
	2/12/2024	20240174	1	0	0	1,495.22
	2/15/2024	20240175	0	1	0	180.38
	2/15/2024	20240176	16	0	0	20,317.17
	2/15/2024	20240177	1	0	0	1,275.71
	2/15/2024	20240178	1	0	0	298.84
	2/19/2024	20240179	1	0	0	228.00
	2/20/2024	20240180	0	1	0	15.79
	2/20/2024	20240181	0	0	1	24,049.39
	2/20/2024	20240182	1	0	0	264.44
	2/21/2024	20240183	0	1	0	1,275.84
	2/22/2024	20240184	1	0	0	1,311.47
	2/23/2024	20240185	4	0	0	0.00
	2/23/2024	20240186	6	0	0	0.00
	2/23/2024	20240187	0	2	0	2,342.68
	2/23/2024	20240188	1	0	0	1,335.82
	2/26/2024	20240189	0	2	0	1,782.63
	2/26/2024	20240190	0	1	0	169.54
	2/26/2024	20240191	0	0	1	1,301.82
	2/26/2024	20240192	0	1	0	119.22
	2/28/2024	20240193	0	0	1	1,230.86
	2/28/2024	20240194	0	5	0	1,863.87
	2/28/2024	20240195	0	0	1	1,057.77
	2/28/2024	20240196	3	0	0	2,819.94
	2/29/2024	20240197	0	1	0	1,597.42
	2/29/2024	20240198	1	0	0	162.84
	2/29/2024	20240199	1	0	0	134.82
	2/29/2024	20240200	1	0	0	196.41
	2/29/2024	20240201	0	0	1	285.90
	2/29/2024	20240203	2	0	0	81,820.30
	2/29/2024	20240204	1	0	0	243.59
	2/29/2024	20240205	2	0	0	490.76
	<b>Total Deposits</b>	<b>48</b>	<b>71</b>	<b>25</b>	<b>7</b>	<b>181,663.78</b>

GL Account Summary	2023	2022	Total Report
Taxes Paid	169,751.93	-320.47	169,431.46
P&I Paid	8,660.50	110.75	8,771.25
Coll Fee Paid		114.43	114.43 - Ted Cox
Refund	1,532.72	1,516.26	3,048.98
Escrow Paid	297.66		297.66
	<u>180,242.81</u>	<u>1,420.97</u>	<u>181,663.78</u>





**HARRIS CENTRAL APPRAISAL DISTRICT**  
 BUDGET AND FINANCE DIVISION - ACCOUNTS RECEIVABLE  
 PO BOX 920975  
 HOUSTON, TX 77292-0975  
 UNITED STATES OF AMERICA  
 PHONE: +1 (713) 9577470  
 FAX: +1 (713) 9577410

**COPY INVOICE**

**Invoice Number:** CI-00000444  
**Invoice Date:** 02/15/2024  
**Due Date:** 03/31/2024  
**Terms:** DUE UPON RECEIPT  
**Customer ID:** 566

**Bill To:**

HARRIS COUNTY UD 16  
 PATRICIA A. TOPE  
 3700 BUFFALO SPEEDWAY STE 830  
 HOUSTON, TX 77098


**Remit To:**

HARRIS CENTRAL APPRAISAL DISTRICT  
 Budget and Finance Division - Accounts Receivable  
 PO Box 920975  
 Houston, TX 77292-0975  
 United States of America  
 +1 (713) 9577470

Sales Item	Description	Quantity	UOM	Unit Price	Amount
	Second Quarter Assessment	1	Quarter	6,447.00	6,447.00
				<b>Sub Total</b>	<b>6,447.00</b>
				<b>Tax</b>	<b>0.00</b>
				<b>Invoice Total</b>	<b>6,447.00</b>

**PENALTY AND INTEREST APPLY IF  
 NOT PAID BY DUE DATE.**

**\* SEC 6.06(e), TEXAS PROPERTY TAX CODE**



**HARRIS CENTRAL APPRAISAL DISTRICT  
 BUDGET AND FINANCE DIVISION -  
 ACCOUNTS RECEIVABLE  
 PO BOX 920975  
 HOUSTON, TX 77292-0975  
 UNITED STATES OF AMERICA**

# 2023 TAX RECEIPT

HARRIS COUNTY UD 16  
 AVIK BONNERJEE, TAX ASSESSOR COLLECTOR  
 13333 NORTHWEST FREEWAY, SUITE 620  
 HOUSTON, TX 77040

Hours: MON - THU 8 - 4 FRI 8 - 12  
 Web: WWW.BAMUNITAX.COM

Phone: 713-900-2680  
 Fax: 713-900-2685

Jur No	Stmt Date	Delinquent Date	Receipt No
566	2/29/2024	4/2/2024	943


Account No	[REDACTED]
------------	------------

**TAXES ARE DUE UPON RECEIPT. TAXES WILL BECOME DELINQUENT AFTER April 01, 2024. PAYMENT MUST BE POSTMARKED BEFORE DELINQUENT DATE TO AVOID ADDITIONAL PENALTIES AND INTEREST.**

Taxes that remain delinquent on July 02, 2024 will incur an additional penalty to defray costs of collection per Section 33.07, 33.08 and/or 33.11 of the Texas Property Tax Code.

Please contact the Appraisal District concerning any corrections in appraised value, ownership, address changes or any application for exemptions.

Harris County Appraisal District  
 www.hcad.org 713-957-7800

Owner Name and Address	
 **RETURN SERVICE REQUESTED**	

Appraised Values		Property Information		Comparisons of the last six (6) tax years					
Improvement	259,550	A1	Service Address	Year	Appraised	Taxable	Rate	Taxes	% Change
Land Value	46,837			2023	306,387	275,748	0.640000	1,764.79	16.26%
				2022	251,730	226,557	0.670000	1,517.93	-3.87%
				2021	228,846	228,846	0.690000	1,579.04	-1.71%
				2020	208,647	208,647	0.770000	1,606.58	-2.29%
				2019	202,982	202,982	0.810000	1,644.15	-4.17%
		2018	204,248	204,248	0.840000	1,715.68	-8.70%		
100% Assessed Value	306,387			% Change between 2023 and 2018					
				50.01%	35.01%	-23.81%	2.86%		

Taxing Unit	Less Exemptions	Taxable Value	Tax Rate	Tax Levy
HARRIS COUNTY UD 16	Homestead 30,639	275,748	0.640000 per \$100	1,764.79

IF YOU ARE 65 YEARS OF AGE OR OLDER OR ARE DISABLED AND THE PROPERTY DESCRIBED IN THIS DOCUMENT IS YOUR RESIDENCE HOMESTEAD, YOU SHOULD CONTACT THE APPRAISAL DISTRICT REGARDING ANY ENTITLEMENT YOU MAY HAVE TO A POSTPONEMENT IN THE PAYMENT OF THESE TAXES.

Current Taxes Due	1,764.79

Payment Date	Due Before Payment	Paid By	Taxes Paid	CAD Penalties Paid	P & I Paid	Atty Fee Paid	Other Paid	Total Payment
01/04/2024	1,960.88	[REDACTED]	1,960.88	0.00	0.00	0.00	0.00	1,960.88
02/23/2024	0.00	[REDACTED]	-196.09	0.00	0.00	0.00	0.00	0.00
Correction Roll # <u>6</u> (196.09)								
Polch 2322 3/1/24								
<b>2023 Paid in Full</b>							Total Paid	1,960.88

# 2023 TAX RECEIPT

HARRIS COUNTY UD 16  
 AVIK BONNERJEE, TAX ASSESSOR COLLECTOR  
 13333 NORTHWEST FREEWAY, SUITE 620  
 HOUSTON, TX 77040

Hours: MON - THU 8 - 4 FRI 8 - 12  
 Web: WWW.BAMUNITAX.COM

Phone: 713-900-2680  
 Fax: 713-900-2685

Jur No	Stmt Date	Delinquent Date	Receipt No
566	2/29/2024	4/2/2024	980

Account No [REDACTED]

**TAXES ARE DUE UPON RECEIPT. TAXES WILL BECOME DELINQUENT AFTER April 01, 2024. PAYMENT MUST BE POSTMARKED BEFORE DELINQUENT DATE TO AVOID ADDITIONAL PENALTIES AND INTEREST.**

Taxes that remain delinquent on July 02, 2024 will incur an additional penalty to defray costs of collection per Section 33.07, 33.08 and/or 33.11 of the Texas Property Tax Code.

Please contact the Appraisal District concerning any corrections in appraised value, ownership, address changes or any application for exemptions.  
 Harris County Appraisal District  
 www.hcad.org 713-957-7800

Owner Name and Address

[REDACTED]

**\*\*RETURN SERVICE REQUESTED\*\***

Appraised Values		Property Information	Comparisons of the last six (6) tax years					
Improvement	232,882	[REDACTED] A1	Year	Appraised	Taxable	Rate	Taxes	% Change
Land Value	51,002		2023	283,884	255,496	0.640000	1,635.17	5.07%
			2022	258,077	232,269	0.670000	1,556.20	5.69%
			2021	213,386	213,386	0.690000	1,472.36	2.34%
			2020	186,836	186,836	0.770000	1,438.64	-0.49%
			2019	178,486	178,486	0.810000	1,445.74	12.03%
		2018	153,635	153,635	0.840000	1,290.53	-5.62%	
100% Assessed Value	283,884	Service Address	% Change between 2023 and 2018					
		[REDACTED]	84.78%	66.30%	-23.81%	26.71%		

Taxing Unit	Less Exemptions	Taxable Value	Tax Rate	Tax Levy
HARRIS COUNTY UD 16	Homestead 28,388	255,496	0.640000 per \$100	1,635.17

IF YOU ARE 65 YEARS OF AGE OR OLDER OR ARE DISABLED AND THE PROPERTY DESCRIBED IN THIS DOCUMENT IS YOUR RESIDENCE HOMESTEAD, YOU SHOULD CONTACT THE APPRAISAL DISTRICT REGARDING ANY ENTITLEMENT YOU MAY HAVE TO A POSTPONEMENT IN THE PAYMENT OF THESE TAXES.	Current Taxes Due	1,635.17

Payment Date	Due Before Payment	Paid By	Taxes Paid	CAD Penalties Paid	P & I Paid	Atty Fee Paid	Other Paid	Total Payment
01/03/2024	1,962.24	[REDACTED]	1,962.24	0.00	0.00	0.00	0.00	1,962.24
02/23/2024	0.00	[REDACTED]	-327.07	0.00	0.00	0.00	0.00	0.00
			327.07*					
			172.92*					
	002		499.99*					
<b>Correction Roll # 6</b>								
Pd Ch 2323 3/1/24								
<b>2023 Paid in Full</b>							Total Paid	1,962.24



# 2022 TAX RECEIPT

HARRIS COUNTY UD 16  
 AVIK BONNERJEE, TAX ASSESSOR COLLECTOR  
 13333 NORTHWEST FREEWAY, SUITE 620  
 HOUSTON, TX 77040

Hours: MON - THU 8 - 4 FRI 8 - 12  
 Web: WWW.BAMUNITAX.COM

Phone: 713-900-2680  
 Fax: 713-900-2685

Jur No	Stmt Date	Delinquent Date	Receipt No
566	2/29/2024	4/2/2024	980

Account No [REDACTED]

**TAXES ARE DUE UPON RECEIPT. TAXES WILL BECOME DELINQUENT AFTER April 01, 2024. PAYMENT MUST BE POSTMARKED BEFORE DELINQUENT DATE TO AVOID ADDITIONAL PENALTIES AND INTEREST.**

Taxes that remain delinquent on July 01, 2023 will incur an additional penalty to defray costs of collection per Section 33.07, 33.08 and/or 33.11 of the Texas Property Tax Code.

Please contact the Appraisal District concerning any corrections in appraised value, ownership, address changes or any application for exemptions.  
 Harris County Appraisal District  
 www.hcad.org 713-957-7800

Owner Name and Address

[REDACTED]

**\*\*RETURN SERVICE REQUESTED\*\***

Appraised Values		Property Information		Comparisons of the last six (6) tax years							
Improvement	230,809	[REDACTED]	A1	Year	Appraised	Taxable	Rate	Taxes	% Change		
Land Value	27,268			2022	258,077	232,269	0.670000	1,556.20	5.69%		
				2021	213,386	213,386	0.690000	1,472.36	2.34%		
				2020	186,836	186,836	0.770000	1,438.64	-0.49%		
				2019	178,486	178,486	0.810000	1,445.74	12.03%		
				2018	153,635	153,635	0.840000	1,290.53	-5.62%		
				2017	148,622	148,622	0.920000	1,367.32	-7.07%		
				% Change between 2022 and 2017							
				73.65%		56.28%		-27.17%		13.81%	
100% Assessed Value	258,077	Service Address		Taxable Value		Tax Rate		Tax Levy			
		[REDACTED]		232,269		0.670000 per \$100		1,556.20			
Taxing Unit		Less Exemptions									
HARRIS COUNTY UD 16		Homestead 25,808									
IF YOU ARE 65 YEARS OF AGE OR OLDER OR ARE DISABLED AND THE PROPERTY DESCRIBED IN THIS DOCUMENT IS YOUR RESIDENCE HOMESTEAD, YOU SHOULD CONTACT THE APPRAISAL DISTRICT REGARDING ANY ENTITLEMENT YOU MAY HAVE TO A POSTPONEMENT IN THE PAYMENT OF THESE TAXES.								Current Taxes Due		1,556.20	

Payment Date	Due Before Payment	Paid By	Taxes Paid	CAD Penalties Paid	P & I Paid	Atty Fee Paid	Other Paid	Total Payment	
01/23/2023	1,729.12	[REDACTED]	1,729.12	0.00	0.00	0.00	0.00	1,729.12	
02/23/2024	0.00	[REDACTED]	-172.92	0.00	0.00	0.00	0.00	0.00	
<b>Correction Roll #18</b>									
						<i>&lt;172.92&gt;</i>			
						<i>pd ch 2323</i>			
						<i>3/11/24</i>			
<b>2022 Paid in Full</b>							<b>Total Paid</b>		<b>1,729.12</b>



# 2022 TAX RECEIPT

HARRIS COUNTY UD 16  
 AVIK BONNERJEE, TAX ASSESSOR COLLECTOR  
 13333 NORTHWEST FREEWAY, SUITE 620  
 HOUSTON, TX 77040

Hours: MON - THU 8 - 4 FRI 8 - 12  
 Web: WWW.BAMUNITAX.COM

Phone: 713-900-2680  
 Fax: 713-900-2685

Jur No	Stmt Date	Delinquent Date	Receipt No
566	2/29/2024	4/2/2024	1022

Account No	[REDACTED]
------------	------------

**TAXES ARE DUE UPON RECEIPT. TAXES WILL BECOME DELINQUENT AFTER April 01, 2024. PAYMENT MUST BE POSTMARKED BEFORE DELINQUENT DATE TO AVOID ADDITIONAL PENALTIES AND INTEREST.**

Taxes that remain delinquent on July 01, 2023 will incur an additional penalty to defray costs of collection per Section 33.07, 33.08 and/or 33.11 of the Texas Property Tax Code.

Please contact the Appraisal District concerning any corrections in appraised value, ownership, address changes or any application for exemptions.  
 Harris County Appraisal District  
 www.hcad.org 713-957-7800

Owner Name and Address
[REDACTED]
<b>**RETURN SERVICE REQUESTED**</b>

Appraised Values		Property Information		Comparisons of the last six (6) tax years						
Improvement	193,212	[REDACTED]	A1	Year	Appraised	Taxable	Rate	Taxes	% Change	
Land Value	26,785			2022	219,997	185,997	0.670000	1,246.18	-9.70%	
				2021	199,998	199,998	0.690000	1,379.99	-1.43%	
				2020	181,817	181,817	0.770000	1,399.99	4.57%	
				2019	165,289	165,289	0.810000	1,338.84	6.07%	
				2018	150,263	150,263	0.840000	1,262.21	-5.61%	
				2017	145,351	145,351	0.920000	1,337.23	-4.41%	
				% Change between 2022 and 2017						
				51.36%		27.96%		-27.17%		-6.81%
100% Assessed Value	219,997	Service Address		Taxable Value		Tax Rate		Tax Levy		
		[REDACTED]		185,997		0.670000 per \$100		1,246.18		
Taxing Unit		Less Exemptions						Current Taxes Due		
HARRIS COUNTY UD 16		Homestead 34,000 Disabled VET 70-100%						1,246.18		
IF YOU ARE 65 YEARS OF AGE OR OLDER OR ARE DISABLED AND THE PROPERTY DESCRIBED IN THIS DOCUMENT IS YOUR RESIDENCE HOMESTEAD, YOU SHOULD CONTACT THE APPRAISAL DISTRICT REGARDING ANY ENTITLEMENT YOU MAY HAVE TO A POSTPONEMENT IN THE PAYMENT OF THESE TAXES.										

Payment Date	Due Before Payment	Paid By	Taxes Paid	CAD Penalties Paid	P & I Paid	Atty Fee Paid	Other Paid	Total Payment	
12/20/2022	1,326.58	[REDACTED]	1,326.58	0.00	0.00	0.00	0.00	1,326.58	
02/23/2024	0.00	[REDACTED]	-80.40	0.00	0.00	0.00	0.00	0.00	
<b>Correction Roll #18</b> <80.40>									
Pd ch 2324							3/1/24		
<b>2022 Paid in Full</b>							<b>Total Paid</b>		<b>1,326.58</b>

# 2023 TAX RECEIPT

HARRIS COUNTY UD 16  
 AVIK BONNERJEE, TAX ASSESSOR COLLECTOR  
 13333 NORTHWEST FREEWAY, SUITE 620  
 HOUSTON, TX 77040

Hours: MON - THU 8 - 4 FRI 8 - 12  
 Web: WWW.BAMUNITAX.COM

Phone: 713-900-2680  
 Fax: 713-900-2685

Jur No	Stmt Date	Delinquent Date	Receipt No
566	2/29/2024	4/2/2024	1146

Account No [REDACTED]

**TAXES ARE DUE UPON RECEIPT. TAXES WILL BECOME DELINQUENT AFTER April 01, 2024. PAYMENT MUST BE POSTMARKED BEFORE DELINQUENT DATE TO AVOID ADDITIONAL PENALTIES AND INTEREST.**

Taxes that remain delinquent on July 02, 2024 will incur an additional penalty to defray costs of collection per Section 33.07,33.08 and/or 33.11 of the Texas Property Tax Code.

Please contact the Appraisal District concerning any corrections in appraised value, ownership, address changes or any application for exemptions.  
 Harris County Appraisal District  
 www.hcad.org 713-957-7800

Owner Name and Address

[REDACTED]

**\*\*RETURN SERVICE REQUESTED\*\***

Appraised Values		Property Information		Comparisons of the last six (6) tax years					
Improvement	282,964	[REDACTED]	A1	Year	Appraised	Taxable	Rate	Taxes	% Change
Land Value	45,683			2023	328,647	295,782	0.640000	1,893.00	-16.44%
				2022	338,107	338,107	0.670000	2,265.32	19.99%
				2021	273,617	273,617	0.690000	1,887.96	2.97%
				2020	238,117	238,117	0.770000	1,833.50	-2.23%
				2019	231,516	231,516	0.810000	1,875.28	2.92%
				2018	216,904	216,904	0.840000	1,821.99	-8.70%
				% Change between 2023 and 2018					
				51.52%	36.37%	-23.81%	3.90%		

100% Assessed Value	328,647	Service Address	Less Exemptions	Taxable Value	Tax Rate	Tax Levy
		[REDACTED]	Homestead 32,865	295,782	0.640000 per \$100	1,893.00

IF YOU ARE 65 YEARS OF AGE OR OLDER OR ARE DISABLED AND THE PROPERTY DESCRIBED IN THIS DOCUMENT IS YOUR RESIDENCE HOMESTEAD, YOU SHOULD CONTACT THE APPRAISAL DISTRICT REGARDING ANY ENTITLEMENT YOU MAY HAVE TO A POSTPONEMENT IN THE PAYMENT OF THESE TAXES.

Current Taxes Due	1,893.00

Payment Date	Due Before Payment	Paid By	Taxes Paid	CAD Penalties Paid	P & I Paid	Atty Fee Paid	Other Paid	Total Payment
01/04/2024	2,103.34	[REDACTED]	2,103.34	0.00	0.00	0.00	0.00	2,103.34
02/23/2024	0.00	[REDACTED]	-210.34	0.00	0.00	0.00	0.00	0.00
<b>Correction Roll # 6</b>								
<i>pd ch 2325 3/1/24</i>								
<b>2023 Paid in Full</b>							<b>Total Paid</b>	<b>2,103.34</b>

# 2023 TAX RECEIPT

HARRIS COUNTY UD 16  
 AVIK BONNERJEE, TAX ASSESSOR COLLECTOR  
 13333 NORTHWEST FREEWAY, SUITE 620  
 HOUSTON, TX 77040

Hours: MON - THU 8 - 4 FRI 8 - 12  
 Web: WWW.BAMUNITAX.COM

Phone: 713-900-2680  
 Fax: 713-900-2685

Jur No	Stmt Date	Delinquent Date	Receipt No
566	2/29/2024	4/2/2024	1334

Account No [REDACTED]

**TAXES ARE DUE UPON RECEIPT. TAXES WILL BECOME DELINQUENT AFTER April 01, 2024. PAYMENT MUST BE POSTMARKED BEFORE DELINQUENT DATE TO AVOID ADDITIONAL PENALTIES AND INTEREST.**

Taxes that remain delinquent on July 02, 2024 will incur an additional penalty to defray costs of collection per Section 33.07, 33.08 and/or 33.11 of the Texas Property Tax Code.

Please contact the Appraisal District concerning any corrections in appraised value, ownership, address changes or any application for exemptions.  
 Harris County Appraisal District  
 www.hcad.org 713-957-7800

Owner Name and Address

[REDACTED]

**\*\*RETURN SERVICE REQUESTED\*\***

Appraised Values		Property Information		Comparisons of the last six (6) tax years					
Improvement Land Value	281,155	[REDACTED]	A1	Year	Appraised	Taxable	Rate	Taxes	% Change
	47,751			2023	328,906	296,015	0.640000	1,894.50	5.07%
				2022	299,006	269,105	0.670000	1,803.00	-0.75%
				2021	263,283	263,283	0.690000	1,816.65	-4.63%
				2020	247,374	247,374	0.770000	1,904.78	178.21%
				2019	84,526	84,526	0.810000	684.66	N/A
				N/A	N/A	N/A	N/A	N/A	N/A
				% Change between 2023 and 2019					
					289.12%	250.21%	-20.99%	176.71%	

100% Assessed Value	Taxing Unit	Less Exemptions	Taxable Value	Tax Rate	Tax Levy
328,906	HARRIS COUNTY UD 16	Homestead 32,891	296,015	0.640000 per \$100	1,894.50

IF YOU ARE 65 YEARS OF AGE OR OLDER OR ARE DISABLED AND THE PROPERTY DESCRIBED IN THIS DOCUMENT IS YOUR RESIDENCE HOMESTEAD, YOU SHOULD CONTACT THE APPRAISAL DISTRICT REGARDING ANY ENTITLEMENT YOU MAY HAVE TO A POSTPONEMENT IN THE PAYMENT OF THESE TAXES.	Current Taxes Due	1,894.50

Payment Date	Due Before Payment	Paid By	Taxes Paid	CAD Penalties Paid	P & I Paid	Atty Fee Paid	Other Paid	Total Payment
11/24/2023	2,156.64	[REDACTED]	2,156.64	0.00	0.00	0.00	0.00	2,156.64
02/23/2024	0.00	[REDACTED]	-262.14	0.00	0.00	0.00	0.00	0.00
		002	262.14*					
			200.34*					
			462.48*					
<b>Correction Roll # 6</b>								
(262.14)								
Pd ch 2326 3/11/24								
<b>2023 Paid in Full</b>								Total Paid 2,156.64

# 2022 TAX RECEIPT

HARRIS COUNTY UD 16  
 AVIK BONNERJEE, TAX ASSESSOR COLLECTOR  
 13333 NORTHWEST FREEWAY, SUITE 620  
 HOUSTON, TX 77040

Hours: MON - THU 8 - 4 FRI 8 - 12  
 Web: WWW.BAMUNITAX.COM

Phone: 713-900-2680  
 Fax: 713-900-2685

Jur No	Stmt Date	Delinquent Date	Receipt No
566	2/29/2024	4/2/2024	1613

Account No	[REDACTED]
------------	------------

**TAXES ARE DUE UPON RECEIPT. TAXES WILL BECOME DELINQUENT AFTER April 01, 2024. PAYMENT MUST BE POSTMARKED BEFORE DELINQUENT DATE TO AVOID ADDITIONAL PENALTIES AND INTEREST.**

Taxes that remain delinquent on July 01, 2023 will incur an additional penalty to defray costs of collection per Section 33.07,33.08 and/or 33.11 of the Texas Property Tax Code.

Please contact the Appraisal District concerning any corrections in appraised value, ownership, address changes or any application for exemptions.  
 Harris County Appraisal District  
 www.hcad.org 713-957-7800

Owner Name and Address
[REDACTED]
<b>**RETURN SERVICE REQUESTED**</b>

Appraised Values		Property Information		Comparisons of the last six (6) tax years						
Improvement	273,141	[REDACTED]	A1	Year	Appraised	Taxable	Rate	Taxes	% Change	
Land Value	25,865			2022	299,006	269,105	0.670000	1,803.00	-0.75%	
				2021	263,283	263,283	0.690000	1,816.65	-4.63%	
				2020	247,374	247,374	0.770000	1,904.78	178.21%	
				2019	84,526	84,526	0.810000	684.66	N/A	
		Service Address		N/A	N/A	N/A	N/A	N/A	N/A	
				N/A	N/A	N/A	N/A	N/A	N/A	
				% Change between 2022 and 2019						
				253.74%		218.37%		-17.28%		163.34%
100% Assessed Value	299,006	[REDACTED]								

Taxing Unit	Less Exemptions	Taxable Value	Tax Rate	Tax Levy
HARRIS COUNTY UD 16	Homestead 29,901	269,105	0.670000 per \$100	1,803.00

IF YOU ARE 65 YEARS OF AGE OR OLDER OR ARE DISABLED AND THE PROPERTY DESCRIBED IN THIS DOCUMENT IS YOUR RESIDENCE HOMESTEAD, YOU SHOULD CONTACT THE APPRAISAL DISTRICT REGARDING ANY ENTITLEMENT YOU MAY HAVE TO A POSTPONEMENT IN THE PAYMENT OF THESE TAXES.

Current Taxes Due	1,803.00

Payment Date	Due Before Payment	Paid By	Taxes Paid	CAD Penalties Paid	P & I Paid	Atty Fee Paid	Other Paid	Total Payment
01/02/2023	2,003.34	[REDACTED]	2,003.34	0.00	0.00	0.00	0.00	2,003.34
02/23/2024	0.00	[REDACTED]	-200.34	0.00	0.00	0.00	0.00	0.00
<p><b>Correction Roll # 18</b>      &lt;200.34&gt;</p> <p><i>Rd ch 2326 3/11/24</i></p>								
<b>2022 Paid in Full</b>							<b>Total Paid</b>	<b>2,003.34</b>

# 2023 TAX RECEIPT

HARRIS COUNTY UD 16  
 AVIK BONNERJEE, TAX ASSESSOR COLLECTOR  
 13333 NORTHWEST FREEWAY, SUITE 620  
 HOUSTON, TX 77040

Hours: MON - THU 8 - 4 FRI 8 - 12  
 Web: WWW.BAMUNITAX.COM

Phone: 713-900-2680  
 Fax: 713-900-2685

Jur No	Stmt Date	Delinquent Date	Receipt No
566	2/29/2024	4/2/2024	2119

Account No [REDACTED]

**TAXES ARE DUE UPON RECEIPT. TAXES WILL BECOME DELINQUENT AFTER April 01, 2024. PAYMENT MUST BE POSTMARKED BEFORE DELINQUENT DATE TO AVOID ADDITIONAL PENALTIES AND INTEREST.**

Taxes that remain delinquent on July 02, 2024 will incur an additional penalty to defray costs of collection per Section 33.07,33.08 and/or 33.11 of the Texas Property Tax Code.

Please contact the Appraisal District concerning any corrections in appraised value, ownership, address changes or any application for exemptions.

Harris County Appraisal District  
 www.hcad.org 713-957-7800

Owner Name and Address

[REDACTED]

**\*\*RETURN SERVICE REQUESTED\*\***

Appraised Values		Property Information		Comparisons of the last six (6) tax years					
Improvement	0	[REDACTED]	[REDACTED]	Year	Appraised	Taxable	Rate	Taxes	% Change
				2023	0	0	0.640000	0.00	0.00%
				2022	0	0	0.670000	0.00	-100.00%
				2021	48,992	48,992	0.690000	338.04	N/A
			M3	N/A	N/A	N/A	N/A	N/A	N/A
				N/A	N/A	N/A	N/A	N/A	N/A
				N/A	N/A	N/A	N/A	N/A	N/A
				% Change between 2023 and 2021					
				-100.00%	-100.00%	-7.25%	-100.00%		

100% Assessed Value	Taxing Unit	Less Exemptions	Taxable Value	Tax Rate	Tax Levy
0	HARRIS COUNTY UD 16		0	0.640000 per \$100	0.00

IF YOU ARE 65 YEARS OF AGE OR OLDER OR ARE DISABLED AND THE PROPERTY DESCRIBED IN THIS DOCUMENT IS YOUR RESIDENCE HOMESTEAD, YOU SHOULD CONTACT THE APPRAISAL DISTRICT REGARDING ANY ENTITLEMENT YOU MAY HAVE TO A POSTPONEMENT IN THE PAYMENT OF THESE TAXES.

Current Taxes Due	0.00

Payment Date	Due Before Payment	Paid By	Taxes Paid	CAD Penalties Paid	P & I Paid	Atty Fee Paid	Other Paid	Total Payment
01/24/2024	381.80	[REDACTED]	381.80	0.00	0.00	0.00	0.00	381.80
02/23/2024	0.00	[REDACTED]	-381.80	0.00	0.00	0.00	0.00	0.00
	002	381.80* 325.25* 710.05*						
2023 Paid in Full							Total Paid	381.80

Correction Roll # 6 (381.80)

Pd ch 2327 3/1/24

# 2022 TAX RECEIPT

HARRIS COUNTY UD 16  
 AVIK BONNERJEE, TAX ASSESSOR COLLECTOR  
 13333 NORTHWEST FREEWAY, SUITE 620  
 HOUSTON, TX 77040

Hours: MON - THU 8 - 4 FRI 8 - 12  
 Web: WWW.BAMUNITAX.COM

Phone: 713-900-2680  
 Fax: 713-900-2685

Jur No	Stmt Date	Delinquent Date	Receipt No
566	2/29/2024	4/2/2024	2567

Account No	[REDACTED]
------------	------------

**TAXES ARE DUE UPON RECEIPT. TAXES WILL BECOME DELINQUENT AFTER April 01, 2024. PAYMENT MUST BE POSTMARKED BEFORE DELINQUENT DATE TO AVOID ADDITIONAL PENALTIES AND INTEREST.**

Taxes that remain delinquent on July 01, 2023 will incur an additional penalty to defray costs of collection per Section 33.07, 33.08 and/or 33.11 of the Texas Property Tax Code.

Please contact the Appraisal District concerning any corrections in appraised value, ownership, address changes or any application for exemptions.  
 Harris County Appraisal District  
 www.hcad.org 713-957-7800

Owner Name and Address

[REDACTED]

**\*\*RETURN SERVICE REQUESTED\*\***

Appraised Values		Property Information		Comparisons of the last six (6) tax years					
Improvement	0	[REDACTED]	[REDACTED]	Year	Appraised	Taxable	Rate	Taxes	% Change
				2022	0	0	0.670000	0.00	-100.00%
				2021	48,992	48,992	0.690000	338.04	N/A
				N/A	N/A	N/A	N/A	N/A	N/A
				N/A	N/A	N/A	N/A	N/A	N/A
				N/A	N/A	N/A	N/A	N/A	N/A
				N/A	N/A	N/A	N/A	N/A	N/A
				% Change between 2022 and 2021					
				-100.00%	-100.00%	-2.90%	-100.00%		

Taxing Unit	Less Exemptions	Taxable Value	Tax Rate	Tax Levy
HARRIS COUNTY UD 16		0	0.670000 per \$100	0.00

IF YOU ARE 65 YEARS OF AGE OR OLDER OR ARE DISABLED AND THE PROPERTY DESCRIBED IN THIS DOCUMENT IS YOUR RESIDENCE HOMESTEAD, YOU SHOULD CONTACT THE APPRAISAL DISTRICT REGARDING ANY ENTITLEMENT YOU MAY HAVE TO A POSTPONEMENT IN THE PAYMENT OF THESE TAXES.	Current Taxes Due	0.00

Payment Date	Due Before Payment	Paid By	Taxes Paid	CAD Penalties Paid	P & I Paid	Atty Fee Paid	Other Paid	Total Payment
02/09/2023	328.25	[REDACTED]	328.25	0.00	0.00	0.00	0.00	328.25
02/23/2024	0.00	[REDACTED]	-328.25	0.00	0.00	0.00	0.00	0.00
<b>Correction Roll # 18</b> {328.25}								
<i>pdch 2327 3/11/24</i>								
<b>2022 Paid in Full</b>							Total Paid	328.25



# 2022 TAX RECEIPT

HARRIS COUNTY UD 16  
 AVIK BONNERJEE, TAX ASSESSOR COLLECTOR  
 13333 NORTHWEST FREEWAY, SUITE 620  
 HOUSTON, TX 77040

Hours: MON - THU 8 - 4 FRI 8 - 12  
 Web: WWW.BAMUNITAX.COM

Phone: 713-900-2680  
 Fax: 713-900-2685

Jur No	Stmt Date	Delinquent Date	Receipt No
566	2/29/2024	2/1/2023	640

Account No [REDACTED]

**TAXES ARE DUE UPON RECEIPT. TAXES WILL BECOME DELINQUENT AFTER January 31, 2023. PAYMENT MUST BE POSTMARKED BEFORE DELINQUENT DATE TO AVOID ADDITIONAL PENALTIES AND INTEREST.**

Taxes that remain delinquent on July 01, 2023 will incur an additional penalty to defray costs of collection per Section 33.07,33.08 and/or 33.11 of the Texas Property Tax Code.

Please contact the Appraisal District concerning any corrections in appraised value, ownership, address changes or any application for exemptions.  
 Harris County Appraisal District  
 www.hcad.org 713-957-7800

Owner Name and Address

[REDACTED]

**\*\*RETURN SERVICE REQUESTED\*\***

Appraised Values		Property Information	Comparisons of the last six (6) tax years					
Improvement	197,065	[REDACTED] A1	Year	Appraised	Taxable	Rate	Taxes	% Change
Land Value	22,000		2022	219,065	208,112	0.670000	1,394.35	1.47%
			2021	199,150	199,150	0.690000	1,374.14	-1.89%
			2020	181,896	181,896	0.770000	1,400.60	-2.39%
			2019	177,150	177,150	0.810000	1,434.92	4.36%
			2018	163,688	163,688	0.840000	1,374.98	-8.70%
		2017	163,688	163,688	0.920000	1,505.93	2.32%	
			% Change between 2022 and 2017					
100% Assessed Value	219,065		33.83%	27.14%	-27.17%	-7.41%		

Taxing Unit	Less Exemptions	Taxable Value	Tax Rate	Tax Levy
HARRIS COUNTY UD 16	Homestead 10,953	208,112	0.670000 per \$100	1,394.35

IF YOU ARE 65 YEARS OF AGE OR OLDER OR ARE DISABLED AND THE PROPERTY DESCRIBED IN THIS DOCUMENT IS YOUR RESIDENCE HOMESTEAD, YOU SHOULD CONTACT THE APPRAISAL DISTRICT REGARDING ANY ENTITLEMENT YOU MAY HAVE TO A POSTPONEMENT IN THE PAYMENT OF THESE TAXES.	Current Taxes Due	1,394.35

Payment Date	Due Before Payment	Paid By	Taxes Paid	CAD Penalties Paid	P & I Paid	Atty Fee Paid	Other Paid	Total Payment
01/02/2023	1,637.94	[REDACTED]	1,637.94	0.00	0.00	0.00	0.00	1,637.94
05/18/2023	0.00	[REDACTED]	-243.59	0.00	0.00	0.00	0.00	0.00
06/01/2023	-243.59	[REDACTED]	0.00	0.00	0.00	0.00	0.00	-243.59
02/29/2024	243.59	[REDACTED]	0.00	0.00	0.00	0.00	0.00	243.59

**Correction Roll # 9** (243.59)

Re-Issue for ck 2224

pd ck 2328 3/1/24

2022 Paid in Full							Total Paid	1,637.94
-------------------	--	--	--	--	--	--	------------	----------

# 2023 TAX RECEIPT

HARRIS COUNTY UD 16  
 AVIK BONNERJEE, TAX ASSESSOR COLLECTOR  
 13333 NORTHWEST FREEWAY, SUITE 620  
 HOUSTON, TX 77040

Hours: MON - THU 8 - 4 FRI 8 - 12  
 Web: WWW.BAMUNITAX.COM

Phone: 713-900-2680  
 Fax: 713-900-2685

Jur No	Stmt Date	Delinquent Date	Receipt No
566	2/29/2024	2/1/2024	11

Account No [REDACTED]

**TAXES ARE DUE UPON RECEIPT. TAXES WILL BECOME DELINQUENT AFTER January 31, 2024. PAYMENT MUST BE POSTMARKED BEFORE DELINQUENT DATE TO AVOID ADDITIONAL PENALTIES AND INTEREST.**

Taxes that remain delinquent on April 02, 2024 will incur an additional penalty to defray costs of collection per Section 33.07, 33.08 and/or 33.11 of the Texas Property Tax Code.

Please contact the Appraisal District concerning any corrections in appraised value, ownership, address changes or any application for exemptions.  
 Harris County Appraisal District  
 www.hcad.org 713-957-7800

Owner Name and Address

[REDACTED]

**\*\*RETURN SERVICE REQUESTED\*\***

Appraised Values		Property Information		Taxable Value	Tax Rate	Tax Levy	
Personal Property	26,665	Dealer Inventory		26,665	0.640000 per \$100	170.66	
			S1				
100% Assessed Value	26,665	Service Address					
		[REDACTED]					
Taxing Unit		Less Exemptions		Taxable Value	Tax Rate	Tax Levy	
HARRIS COUNTY UD 16				26,665	0.640000 per \$100	170.66	
						Current Taxes Due	170.66

Payment Date	Due Before Payment	Paid By	Taxes Paid	CAD Penalties Paid	P & I Paid	Atty Fee Paid	Other Paid	Total Payment
01/28/2024	170.66	[REDACTED]	170.66	0.00	0.00	0.00	0.00	170.66
02/07/2024	78.48	[REDACTED]	0.00	0.00	0.00	0.00	0.00	78.48
<p><b>OVER PAYMENT AMT: &lt;78.48&gt;</b></p>								
Pd ch 2389 3/1/24						Total Paid	249.14	
<b>2023 Paid in Full</b>								



MUNICIPAL TAX SERVICE, LLC

Invoice

Date	Invoice #
3/1/2024	566-360

Bill To
Harris County Utility District 16 13333 Northwest Freeway Suite 620 Houston, TX 77040

Description	Unit Count	Rate	Amount
Avik Bonnerjee, RTA - Tax Assessor Collector Fee March 2024.		2,990.10	2,990.10
2023 Additional Unit Count Invoiced 2024	8	0.90	7.20
Thank you for your business.		<b>Total</b>	\$2,997.30

*Pd ch 2330 3/1/24*



MUNICIPAL TAX SERVICE, LLC

Invoice

Date	Invoice #
3/1/2024	566-361

Bill To
Harris County Utility District 16 13333 Northwest Freeway Suite 620 Houston, TX 77040

Description	Unit Count	Rate	Amount
Copies	1,385	0.20	277.00
Postage, Mailing, and Handling (25)		22.97	22.97
Statement Mailing & Handling-DMR (thru SR/KR5)		15.98	15.98
Statement Mailing & Handling - Agents thru SR/KR5	0.25	75.00	18.75
Records Retention		13.64	13.64
Meeting Travel Time/Mileage/Time (January 2024)		86.26	86.26
Court Affidavits	1	15.00	15.00
Certificate of Value dated February 13, 2024		175.00	175.00
Estimate of Value as of February 1, 2024		450.00	450.00
		<i>pd ck 2331</i>	<i>3/1/24</i>
Thank you for your business.		<b>Total</b>	\$1,074.60

Account No/Name/Address			Cad No/Property Descr.									
045-194-000-0056			0451940000056		Acreage: 0.114800		Over 65		No			
[REDACTED]			TR 1F		5		Veteran		No			
[REDACTED]			[REDACTED]				Installment Code		N			
							Due Feb, 2024		Due Mar, 2024		Due Apr, 2024	
Year	Stmt Date	Delq Date	Code	Taxes	Penalties	Payments	Del. P&I	Due	Del. P&I	Due	Del. P&I	Due
2023	10/15/2023	2/1/2024		1.60	0.00	0.00	0.11	1.71	0.14	1.74	0.18	1.78
125-318-001-0001			1253180010001				Over 65		No			
[REDACTED]			[REDACTED]				Veteran		No			
[REDACTED]			[REDACTED]				Installment Code		N			
							Due Feb, 2024		Due Mar, 2024		Due Apr, 2024	
Year	Stmt Date	Delq Date	Code	Taxes	Penalties	Payments	Del. P&I	Due	Del. P&I	Due	Del. P&I	Due
2023	10/15/2023	2/1/2024		1,664.00	0.00	0.00	116.48	1,780.48	149.76	1,813.76	183.04	1,847.04
125-318-002-0004			1253180020004				Over 65		No			
[REDACTED]			[REDACTED]				Veteran		No			
[REDACTED]			[REDACTED]				Installment Code		N			
							Due Feb, 2024		Due Mar, 2024		Due Apr, 2024	
Year	Stmt Date	Delq Date	Code	Taxes	Penalties	Payments	Del. P&I	Due	Del. P&I	Due	Del. P&I	Due
2023	10/15/2023	2/1/2024		1,659.43	0.00	0.00	116.16	1,775.59	149.35	1,808.78	182.54	1,841.97
125-318-003-0006			1253180030006				Over 65		No			
[REDACTED]			[REDACTED]				Veteran		No			
[REDACTED]			[REDACTED]				Installment Code		N			
							Due Feb, 2024		Due Mar, 2024		Due Apr, 2024	
Year	Stmt Date	Delq Date	Code	Taxes	Penalties	Payments	Del. P&I	Due	Del. P&I	Due	Del. P&I	Due
2023	10/15/2023	2/1/2024		1,848.35	0.00	0.00	129.38	1,977.73	166.35	2,014.70	203.32	2,051.67
125-318-007-0044			1253180070044				Over 65		No			
[REDACTED]			[REDACTED]				Veteran		No			
[REDACTED]			[REDACTED]				Installment Code		N			
							Due Feb, 2024		Due Mar, 2024		Due Apr, 2024	
Year	Stmt Date	Delq Date	Code	Taxes	Penalties	Payments	Del. P&I	Due	Del. P&I	Due	Del. P&I	Due
2023	10/15/2023	2/1/2024		1,603.27	0.00	0.00	112.23	1,715.50	144.29	1,747.56	176.36	1,779.63
125-318-007-0070			1253180070070				Over 65		No			
[REDACTED]			[REDACTED]				Veteran		No			
[REDACTED]			[REDACTED]				Installment Code		N			
							Due Feb, 2024		Due Mar, 2024		Due Apr, 2024	
Year	Stmt Date	Delq Date	Code	Taxes	Penalties	Payments	Del. P&I	Due	Del. P&I	Due	Del. P&I	Due
2023	10/15/2023	2/1/2024		1,632.13	0.00	0.00	114.25	1,746.38	146.89	1,779.02	179.53	1,811.66
125-318-007-0073			1253180070073		Acreage: 0.337500		Over 65		No			
[REDACTED]			[REDACTED]				Veteran		No			
[REDACTED]			[REDACTED]				Installment Code		N			
							Due Feb, 2024		Due Mar, 2024		Due Apr, 2024	
Year	Stmt Date	Delq Date	Code	Taxes	Penalties	Payments	Del. P&I	Due	Del. P&I	Due	Del. P&I	Due
2023	10/15/2023	2/1/2024		0.64	0.00	0.00	0.04	0.68	0.06	0.70	0.07	0.71
2022	10/17/2022	2/1/2023		0.67	0.00	0.00	0.34	1.01	0.34	1.01	0.35	1.02
Totals				1.31	0.00	0.00	0.38	1.69	0.40	1.71	0.42	1.73

AIRTEX DR ; 77073

Account No/Name/Address			Cad No/Property Descr.		Over 65	No
125-529-001-0031			1255290010031		Veteran	No
					Installment Code	N

Year	Stmt Date	Delq Date	Code	Taxes	Penalties	Payments	Due Feb, 2024		Due Mar, 2024		Due Apr, 2024	
							Del. P&I	Due	Del. P&I	Due	Del. P&I	Due
2023	1/6/2024	2/1/2024		1,179.90	0.00	0.00	82.59	1,262.49	106.19	1,286.09	129.79	1,309.69

Account No/Name/Address			Cad No/Property Descr.		Over 65	Yes
125-529-001-0058			1255290010058		Veteran	No
					Installment Code	N

Year	Stmt Date	Delq Date	Code	Taxes	Penalties	Payments	Due Feb, 2024		Due Mar, 2024		Due Apr, 2024	
							Del. P&I	Due	Del. P&I	Due	Del. P&I	Due
2023	10/15/2023	2/1/2024	D	896.06	0.00	0.00	0.93	896.99	7.47	903.53	11.20	907.26
	Tax Deferred											
2022	10/17/2022	2/1/2023	D	843.64	0.00	0.00	45.70	889.34	49.21	892.85	52.73	896.37
	Tax Deferred											
2021	10/11/2021	2/1/2022	D	982.15	0.00	0.00	102.31	1,084.46	106.40	1,088.55	110.49	1,092.64
	Tax Deferred											
Totals				2,721.85	0.00	0.00	148.94	2,870.79	163.08	2,884.93	174.42	2,896.27

Account No/Name/Address			Cad No/Property Descr.		Over 65	No
125-529-001-0067			1255290010067		Veteran	No
					Installment Code	N

Year	Stmt Date	Delq Date	Code	Taxes	Penalties	Payments	Due Feb, 2024		Due Mar, 2024		Due Apr, 2024	
							Del. P&I	Due	Del. P&I	Due	Del. P&I	Due
2023	10/15/2023	2/1/2024		1,002.55	0.00	0.00	70.18	1,072.73	90.23	1,092.78	110.28	1,112.83

Account No/Name/Address			Cad No/Property Descr.		Over 65	No
125-529-001-0078			1255290010078		Veteran	No
					Installment Code	N

Year	Stmt Date	Delq Date	Code	Taxes	Penalties	Payments	Due Feb, 2024		Due Mar, 2024		Due Apr, 2024	
							Del. P&I	Due	Del. P&I	Due	Del. P&I	Due
2023	10/15/2023	2/1/2024		1,293.84	0.00	0.00	90.57	1,384.41	116.45	1,410.29	142.32	1,436.16

Account No/Name/Address			Cad No/Property Descr.		Over 65	No
125-529-002-0002			1255290020002		Veteran	No
					Installment Code	N

Year	Stmt Date	Delq Date	Code	Taxes	Penalties	Payments	Due Feb, 2024		Due Mar, 2024		Due Apr, 2024	
							Del. P&I	Due	Del. P&I	Due	Del. P&I	Due
2023	10/15/2023	2/1/2024	L	1,211.03	0.00	0.00	279.14	1,490.17	306.99	1,518.02	334.85	1,545.88
	Lawsuit: 11/28/2023											
2022	10/17/2022	2/1/2023	L	957.71	0.00	0.00	478.86	1,436.57	490.34	1,448.05	501.84	1,459.55
	Lawsuit: 11/28/2023											
Totals				2,168.74	0.00	0.00	758.00	2,926.74	797.33	2,966.07	836.69	3,005.43

Account No/Name/Address			Cad No/Property Descr.		Over 65	No
125-529-002-0010			1255290020010		Veteran	No
			SEC 2		Installment Code	N

Year	Stmt Date	Delq Date	Code	Taxes	Penalties	Payments	Due Feb, 2024		Due Mar, 2024		Due Apr, 2024	
							Del. P&I	Due	Del. P&I	Due	Del. P&I	Due
2023	10/15/2023	2/1/2024		948.84	0.00	0.00	66.42	1,015.26	85.40	1,034.24	104.37	1,053.21

Account No/Name/Address			Cad No/Property Descr.		Over 65	No
125-529-002-0029			1255290020029		Veteran	No
					Installment Code	N

Year	Stmt Date	Delq Date	Code	Taxes	Penalties	Payments	Due Feb, 2024		Due Mar, 2024		Due Apr, 2024	
							Del. P&I	Due	Del. P&I	Due	Del. P&I	Due
2023	10/15/2023	2/1/2024		1,429.16	0.00	0.00	100.04	1,529.20	128.62	1,557.78	157.21	1,586.37

Account No/Name/Address			Cad No/Property Descr.		Over 65	No
125-530-001-0005			1255300010005		Veteran	No
			SEC 3		Installment Code	N
			7073			

Year	Stmt Date	Delq Date	Code	Taxes	Penalties	Payments	Due Feb, 2024		Due Mar, 2024		Due Apr, 2024	
							Del. P&I	Due	Del. P&I	Due	Del. P&I	Due
2023	10/15/2023	2/1/2024		1,393.82	0.00	0.00	97.57	1,491.39	125.44	1,519.26	153.32	1,547.14

Account No/Name/Address			Cad No/Property Descr.		Over 65	No
125-530-001-0034			1255300010034		Veteran	No
			C 3		Installment Code	N
			77073			

Year	Stmt Date	Delq Date	Code	Taxes	Penalties	Payments	Due Feb, 2024		Due Mar, 2024		Due Apr, 2024	
							Del. P&I	Due	Del. P&I	Due	Del. P&I	Due
2023	10/15/2023	2/1/2024	L	1,550.00	0.00	0.00	357.28	1,907.28	392.92	1,942.92	428.58	1,978.58
	Lawsuit: 7/4/2023											
2022	10/17/2022	2/1/2023	L	1,475.15	0.00	0.00	737.58	2,212.73	755.28	2,230.43	772.98	2,248.13
	Lawsuit: 7/3/2023											
2021	10/11/2021	2/1/2022		1,534.53	0.00	0.00	988.24	2,522.77	1,006.65	2,541.18	1,025.07	2,559.60
2020	10/14/2020	2/2/2021		1,556.77	0.00	0.00	1,226.74	2,783.51	1,245.41	2,802.18	1,264.09	2,820.86
2019	10/18/2019	2/1/2020		1,488.77	0.00	975.10	478.74	992.41	484.91	998.58	491.07	1,004.74

Payment Date	Payment Amt	Escrow	Taxes	Penalties	Del. P&I	Atty Fees	Other Fees	Refund		
4/5/2022	197.16	0.00	197.16	0.00	0.00	0.00	0.00	0.00		
5/12/2022	178.28	0.00	178.28	0.00	0.00	0.00	0.00	0.00		
6/6/2022	99.29	0.00	99.29	0.00	0.00	0.00	0.00	0.00		
7/6/2022	77.00	0.00	77.00	0.00	0.00	0.00	0.00	0.00		
8/4/2022	104.81	0.00	104.81	0.00	0.00	0.00	0.00	0.00		
9/7/2022	83.28	0.00	83.28	0.00	0.00	0.00	0.00	0.00		
10/6/2022	30.41	0.00	30.41	0.00	0.00	0.00	0.00	0.00		
12/6/2022	204.87	0.00	204.87	0.00	0.00	0.00	0.00	0.00		
<b>Totals</b>		<b>7,605.22</b>	<b>0.00</b>	<b>0.00</b>	<b>3,788.58</b>	<b>10,418.70</b>	<b>3,885.17</b>	<b>10,515.29</b>	<b>3,981.79</b>	<b>10,611.91</b>

Account No/Name/Address			Cad No/Property Descr.		Over 65	No
125-530-001-0040			1255300010040		Veteran	No
			3		Installment Code	N

Year	Stmt Date	Delq Date	Code	Taxes	Penalties	Payments	Due Feb, 2024		Due Mar, 2024		Due Apr, 2024	
							Del. P&I	Due	Del. P&I	Due	Del. P&I	Due
2023	1/6/2024	2/1/2024		1,423.53	0.00	0.00	99.65	1,523.18	128.12	1,551.65	156.59	1,580.12

Account No/Name/Address			Cad No/Property Descr.		Over 65	No
125-530-001-0043			1255300010043		Veteran	No
			EC 3		Installment Code	N
			73 ; 77073			

Year	Stmt Date	Delq Date	Code	Taxes	Penalties	Payments	Due Feb, 2024		Due Mar, 2024		Due Apr, 2024	
							Del. P&I	Due	Del. P&I	Due	Del. P&I	Due
2023	10/15/2023	2/1/2024		1,423.94	0.00	0.00	99.68	1,523.62	128.15	1,552.09	156.63	1,580.57

Account No/Name/Address			Cad No/Property Descr.		Over 65	No
125-530-001-0044			1255300050004		Veteran	No
			EC 3		Installment Code	N
			7073			

Year	Stmt Date	Delq Date	Code	Taxes	Penalties	Payments	Due Feb, 2024		Due Mar, 2024		Due Apr, 2024	
							Del. P&I	Due	Del. P&I	Due	Del. P&I	Due
2023	10/15/2023	2/1/2024		1,803.69	0.00	0.00	126.26	1,929.95	162.33	1,966.02	198.41	2,002.10

Account No/Name/Address		Cad No/Property Descr.		Over 65	No							
128-065-004-0016		1280650040016		Veteran	No							
[REDACTED]		[REDACTED] C 5		Installment Code	N							
				; 77073								
				Due Feb, 2024	Due Mar, 2024							
Year	Stmnt Date	Delq Date	Code	Taxes	Penalties	Payments	Del. P&I	Due	Del. P&I	Due	Del. P&I	Due
2023	10/15/2023	2/1/2024		1,162.86	0.00	0.00	81.40	1,244.26	104.66	1,267.52	127.91	1,290.77
128-065-004-0021		1280650040021		Veteran	No							
[REDACTED]		[REDACTED] EC 5		Installment Code	N							
				; 77073								
				Due Feb, 2024	Due Mar, 2024							
Year	Stmnt Date	Delq Date	Code	Taxes	Penalties	Payments	Del. P&I	Due	Del. P&I	Due	Del. P&I	Due
2023	1/6/2024	2/1/2024		969.86	0.00	0.00	67.89	1,037.75	87.29	1,057.15	106.68	1,076.54
128-065-004-0028		1280650040028		Veteran	No							
[REDACTED]		[REDACTED] EC 5		Installment Code	N							
				; 77073								
				Due Feb, 2024	Due Mar, 2024							
Year	Stmnt Date	Delq Date	Code	Taxes	Penalties	Payments	Del. P&I	Due	Del. P&I	Due	Del. P&I	Due
2023	10/15/2023	2/1/2024		1,145.17	0.00	0.00	80.16	1,225.33	103.07	1,248.24	125.97	1,271.14
128-611-002-0054		1286110020054		Veteran	No							
[REDACTED]		[REDACTED] EC 4		Installment Code	N							
				; 77073 ; 77073								
				Due Feb, 2024	Due Mar, 2024							
Year	Stmnt Date	Delq Date	Code	Taxes	Penalties	Payments	Del. P&I	Due	Del. P&I	Due	Del. P&I	Due
2023	10/15/2023	2/1/2024		1,270.31	0.00	0.00	88.92	1,359.23	114.33	1,384.64	139.73	1,410.04
128-611-002-0063		1286110020063		Veteran	No							
[REDACTED]		[REDACTED] SEC 4		Installment Code	N							
				; 77073								
				Due Feb, 2024	Due Mar, 2024							
Year	Stmnt Date	Delq Date	Code	Taxes	Penalties	Payments	Del. P&I	Due	Del. P&I	Due	Del. P&I	Due
2023	10/15/2023	2/1/2024		1,230.43	0.00	0.00	86.13	1,316.56	110.74	1,341.17	135.35	1,365.78
129-752-001-0011		1297520010011		Veteran	No							
[REDACTED]		[REDACTED] LT 11 BLK 1 C 10		Installment Code	N							
				; 77073								
				Due Feb, 2024	Due Mar, 2024							
Year	Stmnt Date	Delq Date	Code	Taxes	Penalties	Payments	Del. P&I	Due	Del. P&I	Due	Del. P&I	Due
2023	10/15/2023	2/1/2024		1,818.18	0.00	0.00	127.27	1,945.45	163.64	1,981.82	200.00	2,018.18
130-652-001-0002		1306520010002		Veteran	No							
[REDACTED]		[REDACTED] EC 1		Installment Code	N							
				; 77073								
				Due Feb, 2024	Due Mar, 2024							
Year	Stmnt Date	Delq Date	Code	Taxes	Penalties	Payments	Del. P&I	Due	Del. P&I	Due	Del. P&I	Due
2023	10/15/2023	2/1/2024		1,726.79	0.00	0.00	120.88	1,847.67	155.41	1,882.20	189.95	1,916.74
130-652-001-0003		1306520010003		Veteran	No							
[REDACTED]		[REDACTED] SEC 1		Installment Code	N							
				; 77073 ; 77073								
				Due Feb, 2024	Due Mar, 2024							
Year	Stmnt Date	Delq Date	Code	Taxes	Penalties	Payments	Del. P&I	Due	Del. P&I	Due	Del. P&I	Due
2023	1/24/2024	2/1/2024	D	1,209.86	0.00	0.00	1.26	1,211.12	10.08	1,219.94	15.12	1,224.98

Tax Deferred



Account No/Name/Address			Cad No/Property Descr.									
2022	1/24/2024	2/1/2023	D	1,142.30	0.00	0.00	494.04	1,636.34	498.80	1,641.10	503.56	1,645.86
Tax Deferred												
Totals				2,352.16	0.00	0.00	495.30	2,847.46	508.88	2,861.04	518.68	2,870.84

130-652-001-0004		1306520010004							Over 65	No		
									Veteran	No		
									Installment Code	N		

Year	Stmt Date	Delq Date	Code	Taxes	Penalties	Payments	Due Feb, 2024		Due Mar, 2024		Due Apr, 2024	
							Del. P&I	Due	Del. P&I	Due	Del. P&I	Due
2023	10/15/2023	2/1/2024		1,445.32	0.00	0.00	101.17	1,546.49	130.08	1,575.40	158.99	1,604.31

130-652-001-0012		1306520010012							Over 65	No		
									Veteran	No		
									Installment Code	N		

Year	Stmt Date	Delq Date	Code	Taxes	Penalties	Payments	Due Feb, 2024		Due Mar, 2024		Due Apr, 2024	
							Del. P&I	Due	Del. P&I	Due	Del. P&I	Due
2023	10/15/2023	2/1/2024		1,137.45	0.00	0.00	79.62	1,217.07	102.37	1,239.82	125.12	1,262.57

130-652-001-0029		1306520010029							Over 65	No		
									Veteran	No		
									Installment Code	N		

Year	Stmt Date	Delq Date	Code	Taxes	Penalties	Payments	Due Feb, 2024		Due Mar, 2024		Due Apr, 2024	
							Del. P&I	Due	Del. P&I	Due	Del. P&I	Due
2023	10/15/2023	2/1/2024		1,426.32	0.00	0.00	99.84	1,526.16	128.37	1,554.69	156.90	1,583.22

132-492-004-0019		1324920040019							Over 65	No		
									Veteran	No		
									Installment Code	N		

Year	Stmt Date	Delq Date	Code	Taxes	Penalties	Payments	Due Feb, 2024		Due Mar, 2024		Due Apr, 2024	
							Del. P&I	Due	Del. P&I	Due	Del. P&I	Due
2023	10/15/2023	2/1/2024		2,026.04	0.00	0.00	141.82	2,167.86	182.34	2,208.38	222.86	2,248.90

136-296-001-0015		1362960010015							Over 65	No		
									Veteran	No		
									Installment Code	N		

Year	Stmt Date	Delq Date	Code	Taxes	Penalties	Payments	Due Feb, 2024		Due Mar, 2024		Due Apr, 2024	
							Del. P&I	Due	Del. P&I	Due	Del. P&I	Due
2023	1/6/2024	2/1/2024		1,527.11	0.00	0.00	106.90	1,634.01	137.44	1,664.55	167.98	1,695.09

137-499-003-0003		1374990030003							Over 65	No		
									Veteran	No		
									Installment Code	N		

Year	Stmt Date	Delq Date	Code	Taxes	Penalties	Payments	Due Feb, 2024		Due Mar, 2024		Due Apr, 2024	
							Del. P&I	Due	Del. P&I	Due	Del. P&I	Due
2023	1/6/2024	2/1/2024		1,217.72	0.00	0.00	85.24	1,302.96	109.59	1,327.31	133.95	1,351.67

140-061-001-0007		1400610010007							Over 65	No		
									Veteran	No		
									Installment Code	N		

Year	Stmt Date	Delq Date	Code	Taxes	Penalties	Payments	Due Feb, 2024		Due Mar, 2024		Due Apr, 2024	
							Del. P&I	Due	Del. P&I	Due	Del. P&I	Due
2023	10/15/2023	2/1/2024		1.07	0.00	0.00	0.07	1.14	0.10	1.17	0.12	1.19
2022	10/17/2022	2/1/2023		1.12	0.00	0.00	0.56	1.68	0.57	1.69	0.58	1.70
Totals				2.19	0.00	0.00	0.63	2.82	0.67	2.86	0.70	2.89



Account No/Name/Address Cad No/Property Descr.

2157637	2157637	Over 65	No
	Vehicles	Veteran	No
	VHCLS	Installment Code	N

Year	Stmt Date	Delq Date	Code	Taxes	Penalties	Payments	Due Feb, 2024		Due Mar, 2024		Due Apr, 2024	
							Del. P&I	Due	Del. P&I	Due	Del. P&I	Due
2022	10/17/2022	2/1/2023		17.54	1.75	0.00	9.64	28.93	9.88	29.17	10.11	29.40
2020	10/14/2020	2/2/2021		20.16	2.02	0.00	17.48	39.66	17.74	39.92	18.01	40.19
2019	10/18/2019	2/1/2020		18.23	1.82	0.00	18.69	38.74	18.93	38.98	19.17	39.22
2018	10/24/2018	2/1/2019		26.17	2.62	0.00	30.98	59.77	31.32	60.11	31.67	60.46
Totals				82.10	8.21	0.00	76.79	167.10	77.87	168.18	78.96	169.27

2159759	2159759	Over 65	No
	Vehicles	Veteran	No
	VHCLS	Installment Code	N

Year	Stmt Date	Delq Date	Code	Taxes	Penalties	Payments	Due Feb, 2024		Due Mar, 2024		Due Apr, 2024	
							Del. P&I	Due	Del. P&I	Due	Del. P&I	Due
2022	10/17/2022	2/1/2023		13.90	1.39	0.00	7.64	22.93	7.83	23.12	8.01	23.30
2021	10/11/2021	2/1/2022		14.32	1.43	0.00	10.15	25.90	10.33	26.08	10.52	26.27
2020	12/23/2020	2/2/2021	L	15.98	1.60	0.00	13.85	31.43	14.06	31.64	14.28	31.86
Lawsuit: 6/8/2021												
2019	10/18/2019	2/1/2020	L	24.57	0.00	0.00	22.90	47.47	23.19	47.76	23.49	48.06
Lawsuit: 6/8/2021												
2018	10/24/2018	2/1/2019	L	62.89	0.00	0.00	67.67	130.56	68.43	131.32	69.18	132.07
Lawsuit: 6/8/2021												
Totals				131.66	4.42	0.00	122.21	258.29	123.84	259.92	125.48	261.56

2181893	2181893	Over 65	No
	Vehicles	Veteran	No
	VHCLS	Installment Code	N

Year	Stmt Date	Delq Date	Code	Taxes	Penalties	Payments	Due Feb, 2024		Due Mar, 2024		Due Apr, 2024	
							Del. P&I	Due	Del. P&I	Due	Del. P&I	Due
2023	10/15/2023	2/1/2024		19.67	1.97	0.00	1.51	23.15	1.95	23.59	7.18	28.82

2197386	2197386	Over 65	No
	Business Personal Property	Veteran	No
	CMP F&F INV M&E	Installment Code	N

Year	Stmt Date	Delq Date	Code	Taxes	Penalties	Payments	Due Feb, 2024		Due Mar, 2024		Due Apr, 2024	
							Del. P&I	Due	Del. P&I	Due	Del. P&I	Due
2023	11/15/2023	2/1/2024		1,078.97	107.90	0.00	83.08	1,269.95	106.82	1,293.69	394.05	1,580.92
2022	10/17/2022	2/1/2023		1,069.88	106.99	0.00	588.44	1,765.31	602.56	1,779.43	616.67	1,793.54
2021	10/11/2021	2/1/2022		1,055.80	105.58	0.00	747.93	1,909.31	761.86	1,923.24	775.80	1,937.18
2020	10/14/2020	2/2/2021		1,178.21	117.82	0.00	1,021.27	2,317.30	1,036.83	2,332.86	1,052.38	2,348.41
2018	10/24/2018	2/1/2019		7,238.75	0.00	0.00	7,788.90	15,027.65	7,875.77	15,114.52	7,962.62	15,201.37
Totals				11,621.61	438.29	0.00	10,229.62	22,289.52	10,383.84	22,443.74	10,801.52	22,861.42

2221931	2221931	Over 65	No
	Business Personal Property	Veteran	No
	CMP F&F M&E MISC ASSETS	Installment Code	N

Year	Stmt Date	Delq Date	Code	Taxes	Penalties	Payments	Due Feb, 2024		Due Mar, 2024		Due Apr, 2024	
							Del. P&I	Due	Del. P&I	Due	Del. P&I	Due
2022	11/13/2022	2/1/2023		97.49	9.75	0.00	53.62	160.86	54.90	162.14	56.19	163.43
2021	10/15/2021	2/1/2022		100.40	10.04	0.00	71.12	181.56	72.45	182.89	73.77	184.21
2020	10/14/2020	2/2/2021		112.04	11.20	0.00	97.12	220.36	98.59	221.83	100.07	223.31
2019	10/22/2019	2/1/2020		117.86	0.00	0.00	109.84	227.70	111.26	229.12	112.67	230.53
2018	10/24/2018	2/1/2019	L	133.02	0.00	0.00	143.12	276.14	144.72	277.74	146.32	279.34
Lawsuit: 2/8/2019												
2017	1/23/2018	3/1/2018	L	145.69	0.00	0.00	175.99	321.68	177.75	323.44	179.49	325.18
Lawsuit: 2/8/2019												
Totals				706.50	30.99	0.00	650.81	1,388.30	659.67	1,397.16	668.51	1,406.00

Account No/Name/Address	Cad No/Property Descr.											
[REDACTED]	2222871 Vehicles VHCLS			Over 65 Veteran Installment Code	No No N							

												073					
												Due Feb, 2024		Due Mar, 2024		Due Apr, 2024	
Year	Stmt Date	Delq Date	Code	Taxes	Penalties	Payments	Del. P&I	Due	Del. P&I	Due	Del. P&I	Due					
2023	1/6/2024	2/1/2024		116.00	11.60	0.00	8.93	136.53	11.48	139.08	42.37	169.97					

2224037	2224037 Vehicles VHCLS			Over 65 Veteran Installment Code	No No N							
---------	------------------------------	--	--	--	---------------	--	--	--	--	--	--	--

												073					
												Due Feb, 2024		Due Mar, 2024		Due Apr, 2024	
Year	Stmt Date	Delq Date	Code	Taxes	Penalties	Payments	Del. P&I	Due	Del. P&I	Due	Del. P&I	Due					
2023	10/15/2023	2/1/2024		20.80	2.08	0.00	1.60	24.48	2.06	24.94	7.60	30.48					
2022	10/17/2022	2/1/2023		44.42	4.44	0.00	24.44	73.30	25.01	73.87	25.60	74.46					
2021	10/11/2021	2/1/2022		56.10	5.61	0.00	39.74	101.45	40.48	102.19	41.23	102.94					
Totals				121.32	12.13	0.00	65.78	199.23	67.55	201.00	74.43	207.88					

2243531	2243531 Vehicles VHCLS			Over 65 Veteran Installment Code	No No N							
---------	------------------------------	--	--	--	---------------	--	--	--	--	--	--	--

												77073					
												Due Feb, 2024		Due Mar, 2024		Due Apr, 2024	
Year	Stmt Date	Delq Date	Code	Taxes	Penalties	Payments	Del. P&I	Due	Del. P&I	Due	Del. P&I	Due					
2020	10/14/2020	2/2/2021		40.04	4.00	0.00	34.70	78.74	35.23	79.27	35.76	79.80					

[REDACTED]	2243541 Vehicles VHCLS			Over 65 Veteran Installment Code	No No N							
------------	------------------------------	--	--	--	---------------	--	--	--	--	--	--	--

												77073					
												Due Feb, 2024		Due Mar, 2024		Due Apr, 2024	
Year	Stmt Date	Delq Date	Code	Taxes	Penalties	Payments	Del. P&I	Due	Del. P&I	Due	Del. P&I	Due					
2023	10/15/2023	2/1/2024		233.60	23.36	0.00	17.99	274.95	23.13	280.09	85.32	342.28					

[REDACTED]	2290635 Vehicles VHCLS			Over 65 Veteran Installment Code	No No N							
------------	------------------------------	--	--	--	---------------	--	--	--	--	--	--	--

												77073 ; 77073					
												Due Feb, 2024		Due Mar, 2024		Due Apr, 2024	
Year	Stmt Date	Delq Date	Code	Taxes	Penalties	Payments	Del. P&I	Due	Del. P&I	Due	Del. P&I	Due					
2023	10/15/2023	2/1/2024		834.22	83.42	0.00	64.23	981.87	82.59	1,000.23	304.66	1,222.30					

2292126	2292126 Vehicles VHCLS			Over 65 Veteran Installment Code	No No N							
---------	------------------------------	--	--	--	---------------	--	--	--	--	--	--	--

												7073					
												Due Feb, 2024		Due Mar, 2024		Due Apr, 2024	
Year	Stmt Date	Delq Date	Code	Taxes	Penalties	Payments	Del. P&I	Due	Del. P&I	Due	Del. P&I	Due					
2022	10/17/2022	2/1/2023	L	632.21	63.22	0.00	347.72	1,043.15	356.06	1,051.49	364.41	1,059.84					
Lawsuit: 7/3/2023																	
2021	10/11/2021	2/1/2022		59.38	5.94	0.00	42.07	107.39	42.85	108.17	43.63	108.95					
2020	10/14/2020	2/2/2021		66.27	6.63	0.00	57.44	130.34	58.32	131.22	59.20	132.10					
Totals				757.86	75.79	0.00	447.23	1,280.88	457.23	1,290.88	467.24	1,300.89					

2295398	2295398 Dealer Inventory			Over 65 Veteran Installment Code	No No N							
---------	-----------------------------	--	--	--	---------------	--	--	--	--	--	--	--

												7073					
												Due Feb, 2024		Due Mar, 2024		Due Apr, 2024	
Year	Stmt Date	Delq Date	Code	Taxes	Penalties	Payments	Del. P&I	Due	Del. P&I	Due	Del. P&I	Due					
2023	10/15/2023	2/1/2024		18.45	0.00	3.49	1.05	16.01	1.35	16.31	4.97	19.93					
				Escrow	Taxes	Penalties	Del. P&I	Atty Fees	Other Fees	Refund							
Payment Date		Payment Amt		0.00	3.49	0.00	0.00	0.00	0.00	0.00							
2/7/2024		3.49															
2022	10/17/2022	2/1/2023		17.95	0.00	3.62	7.16	21.49	7.34	21.67	7.51	21.84					

Account No/Name/Address		Cad No/Property Descr.									
Payment Date	Payment Amt	Escrow	Taxes	Penalties	Del. P&I	Atty Fees	Other Fees	Refund			
2/1/2023	3.62	0.00	3.62	0.00	0.00	0.00	0.00	0.00			
2021 10/11/2021	2/1/2022	30.82	0.00	19.21	7.48	19.09	7.61	19.22	7.76	19.37	
Payment Date	Payment Amt	Escrow	Taxes	Penalties	Del. P&I	Atty Fees	Other Fees	Refund			
2/1/2022	19.21	0.00	19.21	0.00	0.00	0.00	0.00	0.00			
<b>Totals</b>		67.22	0.00	0.00	15.69	56.59	16.30	57.20	20.24	61.14	

2295399  
 [Redacted] 2295399 Over 65 No  
 Business Personal Property Veteran No  
 CMP F&F M&E SUP Installment Code N

[Redacted] 77073

Year	Stmt Date	Delq Date	Code	Taxes	Penalties	Payments	Due Feb, 2024		Due Mar, 2024		Due Apr, 2024	
							Del. P&I	Due	Del. P&I	Due	Del. P&I	Due
2023	10/15/2023	2/1/2024		7.19	0.72	0.00	0.55	8.46	0.71	8.62	2.63	10.54
2022	10/17/2022	2/1/2023		7.52	0.75	0.00	4.14	12.41	4.23	12.50	4.33	12.60
2021	12/15/2021	2/1/2022		7.75	0.78	0.00	5.50	14.03	5.59	14.12	5.70	14.23
<b>Totals</b>				22.46	2.25	0.00	10.19	34.90	10.53	35.24	12.66	37.37

2297646  
 [Redacted] 2297646 Over 65 No  
 Business Personal Property Veteran No  
 CMP F&F M&E SUP Installment Code N

[Redacted] 77073

Year	Stmt Date	Delq Date	Code	Taxes	Penalties	Payments	Due Feb, 2024		Due Mar, 2024		Due Apr, 2024	
							Del. P&I	Due	Del. P&I	Due	Del. P&I	Due
2023	10/15/2023	2/1/2024		24.30	2.43	0.00	1.87	28.60	2.41	29.14	8.87	35.60
2022	10/17/2022	2/1/2023		25.44	2.54	0.00	14.00	41.98	14.32	42.30	14.66	42.64
2021	10/15/2021	2/1/2022		26.20	2.62	0.00	18.56	47.38	18.90	47.72	19.25	48.07
2020	10/14/2020	2/2/2021		29.24	2.92	0.00	25.34	57.50	25.73	57.89	26.11	58.27
2019	3/19/2020	5/1/2020		30.76	3.08	0.00	30.32	64.16	30.73	64.57	31.13	64.97
<b>Totals</b>				135.94	13.59	0.00	90.09	239.62	92.09	241.62	100.02	249.55

2297651  
 [Redacted] 2297651 Over 65 No  
 Business Personal Property Veteran No  
 CMP F&F M&E SUP Installment Code N

[Redacted] 73

Year	Stmt Date	Delq Date	Code	Taxes	Penalties	Payments	Due Feb, 2024		Due Mar, 2024		Due Apr, 2024	
							Del. P&I	Due	Del. P&I	Due	Del. P&I	Due
2023	10/15/2023	2/1/2024		123.47	12.35	0.00	9.51	145.33	12.22	148.04	45.09	180.91

2311794  
 [Redacted] 2311794 Over 65 No  
 Vehicles Veteran No  
 VHCLS Installment Code N

[Redacted] 77073

Year	Stmt Date	Delq Date	Code	Taxes	Penalties	Payments	Due Feb, 2024		Due Mar, 2024		Due Apr, 2024	
							Del. P&I	Due	Del. P&I	Due	Del. P&I	Due
2023	11/3/2023	2/1/2024		16.64	0.00	0.00	1.16	17.80	1.50	18.14	5.52	22.16

2315418  
 [Redacted] 2315418 Over 65 No  
 Vehicles Veteran No  
 VHCLS Installment Code N

[Redacted] 77073 ; 77073

Year	Stmt Date	Delq Date	Code	Taxes	Penalties	Payments	Due Feb, 2024		Due Mar, 2024		Due Apr, 2024	
							Del. P&I	Due	Del. P&I	Due	Del. P&I	Due
2022	10/17/2022	2/1/2023		22.80	2.28	0.00	12.54	37.62	12.84	37.92	13.14	38.22
2021	10/11/2021	2/1/2022		32.64	3.26	0.00	23.12	59.02	23.55	59.45	23.98	59.88
<b>Totals</b>				55.44	5.54	0.00	35.66	96.64	36.39	97.37	37.12	98.10

2317348  
 [Redacted] 2317348 Over 65 No  
 Vehicles Veteran No  
 VHCLS Installment Code N

[Redacted] 77073

Year	Stmt Date	Delq Date	Code	Taxes	Penalties	Payments	Due Feb, 2024		Due Mar, 2024		Due Apr, 2024	
							Del. P&I	Due	Del. P&I	Due	Del. P&I	Due
2022	10/17/2022	2/1/2023	L	877.20	87.72	0.00	482.46	1,447.38	494.04	1,458.96	505.62	1,470.54
Lawsuit: 8/29/2023												
2021	10/11/2021	2/1/2022	L	108.90	10.89	0.00	77.14	196.93	78.58	198.37	80.02	199.81
Lawsuit: 8/29/2023												

Account No/Name/Address	Cad No/Property Descr.									
Totals	986.10	98.61	0.00	559.60	1,644.31	572.62	1,657.33	585.64	1,670.35	

2334051	2334051					Over 65	No			
	Vehicles					Veteran	No			
	VHCLS					Installment Code	N			

				Due Feb, 2024		Due Mar, 2024		Due Apr, 2024				
Year	Stmt Date	Delq Date	Code	Taxes	Penalties	Payments	Del. P&I	Due	Del. P&I	Due	Del. P&I	Due
2023	1/6/2024	2/1/2024		102.34	0.00	0.00	7.16	109.50	9.21	111.55	33.98	136.32

2358580	2358580					Over 65	No			
	Vehicles					Veteran	No			
	VHCLS					Installment Code	N			

				Due Feb, 2024		Due Mar, 2024		Due Apr, 2024				
Year	Stmt Date	Delq Date	Code	Taxes	Penalties	Payments	Del. P&I	Due	Del. P&I	Due	Del. P&I	Due
2022	10/17/2022	2/1/2023	L	174.39	17.44	0.00	95.92	287.75	98.22	290.05	100.51	292.34
Lawsuit: 7/3/2023												
2021	10/15/2021	2/1/2022		45.52	4.55	0.00	32.25	82.32	32.85	82.92	33.45	83.52
2020	10/14/2021	2/1/2023		69.42	6.94	0.00	60.18	136.54	61.09	137.45	62.00	138.36
Totals				289.33	28.93	0.00	188.35	506.61	192.16	510.42	195.96	514.22

2360767	2360767					Over 65	No			
	General Industrial					Veteran	No			
	CMP F&F INV M&E RAW SUP					Installment Code	N			

				Due Feb, 2024		Due Mar, 2024		Due Apr, 2024				
Year	Stmt Date	Delq Date	Code	Taxes	Penalties	Payments	Del. P&I	Due	Del. P&I	Due	Del. P&I	Due
2023	10/15/2023	2/1/2024		4,758.40	0.00	0.00	333.09	5,091.49	428.26	5,186.66	1,579.78	6,338.18

2366926	2366926					Over 65	No			
	Vehicles					Veteran	No			
	VHCLS					Installment Code	N			

				Due Feb, 2024		Due Mar, 2024		Due Apr, 2024				
Year	Stmt Date	Delq Date	Code	Taxes	Penalties	Payments	Del. P&I	Due	Del. P&I	Due	Del. P&I	Due
2022	10/17/2022	2/1/2023		28.07	2.81	0.00	15.44	46.32	15.81	46.69	16.18	47.06
2021	5/19/2022	6/1/2022		32.12	3.21	0.00	21.06	56.39	21.48	56.81	21.91	57.24
Totals				60.19	6.02	0.00	36.50	102.71	37.29	103.50	38.09	104.30

2378796	2378796					Over 65	No			
	Vehicles					Veteran	No			
	VHCLS					Installment Code	N			

				Due Feb, 2024		Due Mar, 2024		Due Apr, 2024				
Year	Stmt Date	Delq Date	Code	Taxes	Penalties	Payments	Del. P&I	Due	Del. P&I	Due	Del. P&I	Due
2023	10/15/2023	2/1/2024		96.67	9.67	0.00	7.44	113.78	9.57	115.91	35.31	141.65

2379134	2379134					Over 65	No			
	General Industrial					Veteran	No			
	M&E					Installment Code	N			
	CYLINDERS									

				Due Feb, 2024		Due Mar, 2024		Due Apr, 2024				
Year	Stmt Date	Delq Date	Code	Taxes	Penalties	Payments	Del. P&I	Due	Del. P&I	Due	Del. P&I	Due
2023	11/3/2023	2/1/2024		43.09	0.00	0.00	3.02	46.11	3.88	46.97	14.31	57.40

2389226	2389226					Over 65	No			
	Vehicles					Veteran	No			
	VHCLS					Installment Code	N			

				Due Feb, 2024		Due Mar, 2024		Due Apr, 2024				
Year	Stmt Date	Delq Date	Code	Taxes	Penalties	Payments	Del. P&I	Due	Del. P&I	Due	Del. P&I	Due
2021	5/18/2023	2/1/2024		15.59	1.56	0.00	6.35	23.50	6.52	23.67	11.46	28.61

Account No/Name/Address				Cad No/Property Descr.							
2389309				2389309				Over 65	No		
				Vehicles				Veteran	No		
				VHCLS				Installment Code	N		

											77073 ; 77073					
											Due Feb, 2024		Due Mar, 2024		Due Apr, 2024	
Year	Stmt Date	Delq Date	Code	Taxes	Penalties	Payments	Del. P&I	Due	Del. P&I	Due	Del. P&I	Due				
2021	5/18/2023	2/1/2024		57.30	5.73	0.00	23.32	86.35	23.95	86.98	42.10	105.13				

2389405				2389405				Over 65	No		
				Vehicles				Veteran	No		
				VHCLS				Installment Code	N		

											77073 ; 77073					
											Due Feb, 2024		Due Mar, 2024		Due Apr, 2024	
Year	Stmt Date	Delq Date	Code	Taxes	Penalties	Payments	Del. P&I	Due	Del. P&I	Due	Del. P&I	Due				
2023	10/15/2023	2/1/2024		99.71	0.00	0.00	6.98	106.69	8.97	108.68	33.11	132.82				

2390700				2390700				Over 65	No		
				Vehicles				Veteran	No		
				VHCLS				Installment Code	N		

											77073 ; 77073					
											Due Feb, 2024		Due Mar, 2024		Due Apr, 2024	
Year	Stmt Date	Delq Date	Code	Taxes	Penalties	Payments	Del. P&I	Due	Del. P&I	Due	Del. P&I	Due				
2023	10/15/2023	2/1/2024		47.97	4.80	0.00	3.69	56.46	4.75	57.52	17.51	70.28				
2022	6/21/2023	2/1/2024		45.59	4.56	0.00	12.54	62.69	13.04	63.19	26.28	76.43				
2021	6/20/2023	2/1/2024		35.82	3.58	0.00	14.58	53.98	14.97	54.37	26.32	65.72				
Totals				129.38	12.94	0.00	30.81	173.13	32.76	175.08	70.11	212.43				

2391003				2391003				Over 65	No		
				Vehicles				Veteran	No		
				VHCLS				Installment Code	N		

											77073 ; 77073					
											Due Feb, 2024		Due Mar, 2024		Due Apr, 2024	
Year	Stmt Date	Delq Date	Code	Taxes	Penalties	Payments	Del. P&I	Due	Del. P&I	Due	Del. P&I	Due				
2021	6/20/2023	8/1/2023		8.94	0.89	0.00	4.21	14.04	4.33	14.16	4.44	14.27				

2392410				2392410				Over 65	No		
				Vehicles				Veteran	No		
				VHCLS				Installment Code	N		

											77073 ; 77073					
											Due Feb, 2024		Due Mar, 2024		Due Apr, 2024	
Year	Stmt Date	Delq Date	Code	Taxes	Penalties	Payments	Del. P&I	Due	Del. P&I	Due	Del. P&I	Due				
2022	6/21/2023	8/1/2023	B	446.62	44.66	0.00	210.26	701.54	216.17	707.45	222.06	713.34				
Bankruptcy: 5/22/2023																
2021	6/20/2023	2/1/2024	B	391.66	39.17	0.00	56.01	486.84	60.32	491.15	163.71	594.54				
Bankruptcy: 5/22/2023																
Totals				838.28	83.83	0.00	266.27	1,188.38	276.49	1,198.60	385.77	1,307.88				

2392591				2392591				Over 65	No		
				Vehicles				Veteran	No		
				VHCLS				Installment Code	N		

											77073					
											Due Feb, 2024		Due Mar, 2024		Due Apr, 2024	
Year	Stmt Date	Delq Date	Code	Taxes	Penalties	Payments	Del. P&I	Due	Del. P&I	Due	Del. P&I	Due				
2022	1/5/2024	2/1/2024		988.71	0.00	0.00	247.18	1,235.89	257.06	1,245.77	518.08	1,506.79				
2021	6/20/2023	2/1/2024		99.80	9.98	0.00	40.62	150.40	41.72	151.50	73.33	183.11				
Totals				1,088.51	9.98	0.00	287.80	1,386.29	298.78	1,397.27	591.41	1,689.90				

2394075				2394075				Over 65	No		
				Vehicles				Veteran	No		
				VHCLS				Installment Code	N		

											77073 ; 77073					
											Due Feb, 2024		Due Mar, 2024		Due Apr, 2024	
Year	Stmt Date	Delq Date	Code	Taxes	Penalties	Payments	Del. P&I	Due	Del. P&I	Due	Del. P&I	Due				
2023	11/15/2023	2/1/2024		100.22	0.00	0.00	7.02	107.24	9.02	109.24	33.27	133.49				





Account No/Name/Address	Cad No/Property Descr.	Over 65	No
600-000-089-0985	6000000890985	Veteran	No
		Installment Code	N

Year	Stmt Date	Delq Date	Code	Taxes	Penalties	Payments	Due Feb, 2024		Due Mar, 2024		Due Apr, 2024	
							Del. P&I	Due	Del. P&I	Due	Del. P&I	Due
2019	10/18/2019	2/1/2020	L	311.07	0.00	0.00	289.91	600.98	293.65	604.72	297.38	608.45
				Lawsuit: 4/5/2021								

Account No/Name/Address	Cad No/Property Descr.	Over 65	No
600-000-089-0990	6000000890990	Veteran	No
		Installment Code	N

Year	Stmt Date	Delq Date	Code	Taxes	Penalties	Payments	Due Feb, 2024		Due Mar, 2024		Due Apr, 2024	
							Del. P&I	Due	Del. P&I	Due	Del. P&I	Due
2023	10/15/2023	2/1/2024		225.84	0.00	0.00	15.81	241.65	20.33	246.17	24.84	250.68

Account No/Name/Address	Cad No/Property Descr.	Over 65	No
600-000-089-1053	6000000891053	Veteran	No
		Installment Code	N

Year	Stmt Date	Delq Date	Code	Taxes	Penalties	Payments	Due Feb, 2024		Due Mar, 2024		Due Apr, 2024	
							Del. P&I	Due	Del. P&I	Due	Del. P&I	Due
2023	10/15/2023	2/1/2024		181.15	0.00	0.00	12.68	193.83	16.30	197.45	19.93	201.08

Account No/Name/Address	Cad No/Property Descr.	Over 65	No
600-000-089-1055	6000000891055	Veteran	No
		Installment Code	N

Year	Stmt Date	Delq Date	Code	Taxes	Penalties	Payments	Due Feb, 2024		Due Mar, 2024		Due Apr, 2024	
							Del. P&I	Due	Del. P&I	Due	Del. P&I	Due
2023	10/15/2023	2/1/2024	L	229.42	0.00	0.00	52.88	282.30	58.16	287.58	63.44	292.86
				Lawsuit: 2/19/2024								
2022	10/17/2022	2/1/2023	L	200.04	0.00	0.00	100.02	300.06	102.42	302.46	104.82	304.86
				Lawsuit: 2/19/2024								
Totals				429.46	0.00	0.00	152.90	582.36	160.58	590.04	168.26	597.72

Account No/Name/Address	Cad No/Property Descr.	Over 65	No
600-000-089-4051	6000000894051	Veteran	No
		Installment Code	N

Year	Stmt Date	Delq Date	Code	Taxes	Penalties	Payments	Due Feb, 2024		Due Mar, 2024		Due Apr, 2024	
							Del. P&I	Due	Del. P&I	Due	Del. P&I	Due
2023	10/15/2023	2/1/2024		109.11	0.00	0.00	7.64	116.75	9.82	118.93	12.00	121.11

Account No/Name/Address	Cad No/Property Descr.	Over 65	No
600-000-089-4059	6000000894059	Veteran	No
		Installment Code	N

Year	Stmt Date	Delq Date	Code	Taxes	Penalties	Payments	Due Feb, 2024		Due Mar, 2024		Due Apr, 2024	
							Del. P&I	Due	Del. P&I	Due	Del. P&I	Due
2023	10/15/2023	2/1/2024		210.33	0.00	0.00	14.72	225.05	18.93	229.26	23.14	233.47

Account No/Name/Address	Cad No/Property Descr.	Over 65	No
600-000-089-7977	6000000897977	Veteran	No
		Installment Code	N

Year	Stmt Date	Delq Date	Code	Taxes	Penalties	Payments	Due Feb, 2024		Due Mar, 2024		Due Apr, 2024	
							Del. P&I	Due	Del. P&I	Due	Del. P&I	Due
2023	10/15/2023	2/1/2024		227.58	0.00	0.00	15.93	243.51	20.48	248.06	25.03	252.61



Account No/Name/Address		Cad No/Property Descr.		Over 65	No
600-000-092-1543		6000000921543		Veteran	No
				Installment Code	N

Year	Stmt Date	Delq Date	Code	Taxes	Penalties	Payments	Due Feb, 2024		Due Mar, 2024		Due Apr, 2024	
							Del. P&I	Due	Del. P&I	Due	Del. P&I	Due
2023	10/15/2023	2/1/2024		125.55	0.00	0.00	8.79	134.34	11.30	136.85	13.81	139.36

Account No/Name/Address		Cad No/Property Descr.		Over 65	No
600-000-092-5215		6000000925215		Veteran	No
				Installment Code	N

Year	Stmt Date	Delq Date	Code	Taxes	Penalties	Payments	Due Feb, 2024		Due Mar, 2024		Due Apr, 2024	
							Del. P&I	Due	Del. P&I	Due	Del. P&I	Due
2023	10/15/2023	2/1/2024		193.72	0.00	0.00	13.56	207.28	17.43	211.15	21.31	215.03

Account No/Name/Address		Cad No/Property Descr.		Over 65	No
600-000-092-6898		6000000926898		Veteran	No
				Installment Code	N

Year	Stmt Date	Delq Date	Code	Taxes	Penalties	Payments	Due Feb, 2024		Due Mar, 2024		Due Apr, 2024	
							Del. P&I	Due	Del. P&I	Due	Del. P&I	Due
2023	10/15/2023	2/1/2024		104.56	0.00	0.00	7.32	111.88	9.41	113.97	11.50	116.06

Account No/Name/Address		Cad No/Property Descr.		Over 65	No
600-000-092-7448		6000000927448		Veteran	No
				Installment Code	N

Year	Stmt Date	Delq Date	Code	Taxes	Penalties	Payments	Due Feb, 2024		Due Mar, 2024		Due Apr, 2024	
							Del. P&I	Due	Del. P&I	Due	Del. P&I	Due
2023	10/15/2023	2/1/2024		270.32	0.00	0.00	18.92	289.24	24.33	294.65	29.74	300.06

Account No/Name/Address		Cad No/Property Descr.		Over 65	No
600-000-092-7454		6000000927454		Veteran	No
				Installment Code	N

Year	Stmt Date	Delq Date	Code	Taxes	Penalties	Payments	Due Feb, 2024		Due Mar, 2024		Due Apr, 2024	
							Del. P&I	Due	Del. P&I	Due	Del. P&I	Due
2023	10/15/2023	2/1/2024		210.33	0.00	0.00	14.72	225.05	18.93	229.26	23.14	233.47

Account No/Name/Address		Cad No/Property Descr.		Over 65	No
600-000-092-7455		6000000927455		Veteran	No
				Installment Code	N

Year	Stmt Date	Delq Date	Code	Taxes	Penalties	Payments	Due Feb, 2024		Due Mar, 2024		Due Apr, 2024	
							Del. P&I	Due	Del. P&I	Due	Del. P&I	Due
2023	10/15/2023	2/1/2024		195.32	0.00	0.00	13.67	208.99	17.58	212.90	21.49	216.81
2022	10/17/2022	2/1/2023	L	169.78	0.00	0.00	84.88	254.66	86.92	256.70	88.96	258.74
				Lawsuit: 3/7/2022								
2021	10/11/2021	2/1/2022	L	174.85	0.00	0.00	112.60	287.45	114.70	289.55	116.80	291.65
				Lawsuit: 5/10/2022								
2020	10/14/2020	2/2/2021	L	197.02	0.00	0.00	155.25	352.27	157.62	354.64	159.98	357.00
				Lawsuit: 5/10/2022								
Totals				736.97	0.00	0.00	366.40	1,103.37	376.82	1,113.79	387.23	1,124.20

Account No/Name/Address		Cad No/Property Descr.		Over 65	No
600-000-092-7457		6000000927457		Veteran	No
				Installment Code	N

Year	Stmt Date	Delq Date	Code	Taxes	Penalties	Payments	Due Feb, 2024		Due Mar, 2024		Due Apr, 2024	
							Del. P&I	Due	Del. P&I	Due	Del. P&I	Due
2023	10/15/2023	2/1/2024		255.37	0.00	0.00	17.88	273.25	22.98	278.35	28.09	283.46

Account No/Name/Address	Cad No/Property Descr.	Over 65	No
600-000-092-7460	6000000927460	Veteran	No
		Installment Code	N

Year	Stmt Date	Delq Date	Code	Taxes	Penalties	Payments	Due Feb, 2024		Due Mar, 2024		Due Apr, 2024	
							Del. P&I	Due	Del. P&I	Due	Del. P&I	Due
2023	10/15/2023	2/1/2024		270.49	0.00	0.00	18.93	289.42	24.34	294.83	29.75	300.24
2022	10/17/2022	2/1/2023		235.99	0.00	0.00	118.00	353.99	120.83	356.82	123.66	359.65
2021	10/11/2021	2/1/2022		243.03	0.00	0.00	156.51	399.54	159.43	402.46	162.34	405.37
2020	10/14/2020	2/2/2021	L	274.47	0.00	0.00	216.28	490.75	219.58	494.05	222.87	497.34
				Lawsuit: 6/8/2021								
2019	10/18/2019	2/1/2020	L	297.26	0.00	0.00	277.05	574.31	280.61	577.87	284.18	581.44
				Lawsuit: 6/8/2021								
2018	10/24/2018	2/1/2019	L	308.27	0.00	0.00	331.70	639.97	335.40	643.67	339.09	647.36
				Lawsuit: 6/8/2021								
Totals				1,629.51	0.00	0.00	1,118.47	2,747.98	1,140.19	2,769.70	1,161.89	2,791.40

Account No/Name/Address	Cad No/Property Descr.	Over 65	No
600-000-096-0668	6000000960668	Veteran	No
		Installment Code	N

Year	Stmt Date	Delq Date	Code	Taxes	Penalties	Payments	Due Feb, 2024		Due Mar, 2024		Due Apr, 2024	
							Del. P&I	Due	Del. P&I	Due	Del. P&I	Due
2023	10/15/2023	2/1/2024		88.55	0.00	0.00	6.20	94.75	7.97	96.52	9.74	98.29

Account No/Name/Address	Cad No/Property Descr.	Over 65	No
600-000-096-0778	6000000960778	Veteran	No
		Installment Code	N

Year	Stmt Date	Delq Date	Code	Taxes	Penalties	Payments	Due Feb, 2024		Due Mar, 2024		Due Apr, 2024	
							Del. P&I	Due	Del. P&I	Due	Del. P&I	Due
2023	10/15/2023	2/1/2024		161.43	0.00	0.00	11.30	172.73	14.53	175.96	17.76	179.19

Account No/Name/Address	Cad No/Property Descr.	Over 65	No
600-000-096-1836	6000000961836	Veteran	No
		Installment Code	N

Year	Stmt Date	Delq Date	Code	Taxes	Penalties	Payments	Due Feb, 2024		Due Mar, 2024		Due Apr, 2024	
							Del. P&I	Due	Del. P&I	Due	Del. P&I	Due
2023	11/15/2023	2/1/2024		199.65	0.00	0.00	13.98	213.63	17.97	217.62	21.96	221.61

Account No/Name/Address	Cad No/Property Descr.	Over 65	No
600-000-096-1892	6000000961892	Veteran	No
		Installment Code	N

Year	Stmt Date	Delq Date	Code	Taxes	Penalties	Payments	Due Feb, 2024		Due Mar, 2024		Due Apr, 2024	
							Del. P&I	Due	Del. P&I	Due	Del. P&I	Due
2023	10/15/2023	2/1/2024		117.18	0.00	0.00	8.20	125.38	10.55	127.73	12.89	130.07

Account No/Name/Address	Cad No/Property Descr.	Over 65	No
600-000-096-1904	6000000961904	Veteran	No
		Installment Code	N

Year	Stmt Date	Delq Date	Code	Taxes	Penalties	Payments	Due Feb, 2024		Due Mar, 2024		Due Apr, 2024	
							Del. P&I	Due	Del. P&I	Due	Del. P&I	Due
2023	10/15/2023	2/1/2024		113.13	0.00	0.00	7.92	121.05	10.18	123.31	12.44	125.57

Account No/Name/Address	Cad No/Property Descr.	Over 65	No
600-000-096-1909	6000000961909	Veteran	No
		Installment Code	N

Year	Stmt Date	Delq Date	Code	Taxes	Penalties	Payments	Due Feb, 2024		Due Mar, 2024		Due Apr, 2024	
							Del. P&I	Due	Del. P&I	Due	Del. P&I	Due
2023	10/15/2023	2/1/2024		112.93	0.00	0.00	7.91	120.84	10.16	123.09	12.42	125.35

Account No/Name/Address				Cad No/Property Descr.				Over 65		Veteran		Installment Code	
600-000-096-1911				6000000961911				No		No		N	
[REDACTED]				[REDACTED]				No		No		N	
				Due Feb, 2024		Due Mar, 2024		Due Apr, 2024					
Year	Stmt Date	Delq Date	Code	Taxes	Penalties	Payments	Del. P&I	Due	Del. P&I	Due	Del. P&I	Due	
2023	10/15/2023	2/1/2024		134.82	0.00	0.00	9.44	144.26	12.13	146.95	14.83	149.65	

Account No/Name/Address				Cad No/Property Descr.				Over 65		Veteran		Installment Code	
600-000-096-1952				6000000961952				No		No		N	
[REDACTED]				[REDACTED] 64				No		No		N	
				Due Feb, 2024		Due Mar, 2024		Due Apr, 2024					
Year	Stmt Date	Delq Date	Code	Taxes	Penalties	Payments	Del. P&I	Due	Del. P&I	Due	Del. P&I	Due	
2023	10/15/2023	2/1/2024		176.26	0.00	0.00	12.34	188.60	15.86	192.12	19.39	195.65	

Account No/Name/Address				Cad No/Property Descr.				Over 65		Veteran		Installment Code	
600-000-100-8421				6000001008421				No		No		N	
[REDACTED]				[REDACTED]				No		No		N	
				Due Feb, 2024		Due Mar, 2024		Due Apr, 2024					
Year	Stmt Date	Delq Date	Code	Taxes	Penalties	Payments	Del. P&I	Due	Del. P&I	Due	Del. P&I	Due	
2023	10/15/2023	2/1/2024		85.94	0.00	0.00	6.02	91.96	7.73	93.67	9.45	95.39	

Account No/Name/Address				Cad No/Property Descr.				Over 65		Veteran		Installment Code	
600-000-101-0896				6000001010896				No		No		N	
[REDACTED]				[REDACTED]				No		No		N	
				Due Feb, 2024		Due Mar, 2024		Due Apr, 2024					
Year	Stmt Date	Delq Date	Code	Taxes	Penalties	Payments	Del. P&I	Due	Del. P&I	Due	Del. P&I	Due	
2023	10/15/2023	2/1/2024		221.45	0.00	0.00	15.50	236.95	19.93	241.38	24.36	245.81	

Account No/Name/Address				Cad No/Property Descr.				Over 65		Veteran		Installment Code	
600-000-101-1833				6000001011833				No		No		N	
[REDACTED]				[REDACTED]				No		No		N	
				Due Feb, 2024		Due Mar, 2024		Due Apr, 2024					
Year	Stmt Date	Delq Date	Code	Taxes	Penalties	Payments	Del. P&I	Due	Del. P&I	Due	Del. P&I	Due	
2023	10/15/2023	2/1/2024		131.65	0.00	0.00	9.22	140.87	11.85	143.50	14.48	146.13	
2022	10/17/2022	2/1/2023		114.11	0.00	0.00	57.06	171.17	58.43	172.54	59.79	173.90	
				<b>Totals</b>	<b>245.76</b>	<b>0.00</b>	<b>0.00</b>	<b>66.28</b>	<b>312.04</b>	<b>70.28</b>	<b>316.04</b>	<b>74.27</b>	<b>320.03</b>

Account No/Name/Address				Cad No/Property Descr.				Over 65		Veteran		Installment Code	
600-000-101-3785				6000001013785				No		No		N	
[REDACTED]				[REDACTED]				No		No		N	
				Due Feb, 2024		Due Mar, 2024		Due Apr, 2024					
Year	Stmt Date	Delq Date	Code	Taxes	Penalties	Payments	Del. P&I	Due	Del. P&I	Due	Del. P&I	Due	
2023	10/15/2023	2/1/2024		189.39	0.00	0.00	13.26	202.65	17.05	206.44	20.83	210.22	

Account No/Name/Address				Cad No/Property Descr.				Over 65		Veteran		Installment Code	
600-000-101-3903				6000001013903				No		No		N	
[REDACTED]				[REDACTED]				No		No		N	
				Due Feb, 2024		Due Mar, 2024		Due Apr, 2024					
Year	Stmt Date	Delq Date	Code	Taxes	Penalties	Payments	Del. P&I	Due	Del. P&I	Due	Del. P&I	Due	
2023	10/15/2023	2/1/2024	L	162.75	0.00	0.00	37.51	200.26	41.26	204.01	45.00	207.75	
				Lawsuit: 1/11/2024									
2022	10/17/2022	2/1/2023	L	137.59	0.00	0.00	68.80	206.39	70.44	208.03	72.10	209.69	
				Lawsuit: 1/11/2024									
				<b>Totals</b>	<b>300.34</b>	<b>0.00</b>	<b>0.00</b>	<b>106.31</b>	<b>406.65</b>	<b>111.70</b>	<b>412.04</b>	<b>117.10</b>	<b>417.44</b>

Account No/Name/Address			Cad No/Property Descr.		Over 65	No
[REDACTED]			6000001013931		Veteran	No
[REDACTED]			[REDACTED]		Installment Code	N

Year	Stmt Date	Delq Date	Code	Taxes	Penalties	Payments	Due Feb, 2024		Due Mar, 2024		Due Apr, 2024	
							Del. P&I	Due	Del. P&I	Due	Del. P&I	Due
2023	10/15/2023	2/1/2024		183.01	0.00	0.00	12.81	195.82	16.47	199.48	20.13	203.14

Account No/Name/Address			Cad No/Property Descr.		Over 65	No
[REDACTED] 33			6000001013934		Veteran	No
[REDACTED]			[REDACTED]		Installment Code	N

Year	Stmt Date	Delq Date	Code	Taxes	Penalties	Payments	Due Feb, 2024		Due Mar, 2024		Due Apr, 2024	
							Del. P&I	Due	Del. P&I	Due	Del. P&I	Due
2023	10/15/2023	2/1/2024	L	194.15	0.00	0.00	44.75	238.90	49.21	243.36	53.69	247.84
	Lawsuit: 4/25/2023											
2022	10/17/2022	2/1/2023	L	164.75	0.00	0.00	82.38	247.13	84.36	249.11	86.33	251.08
	Lawsuit: 4/25/2023											
2021	10/11/2021	2/1/2022	L	169.66	0.00	0.00	109.26	278.92	111.30	280.96	113.34	283.00
	Lawsuit: 4/25/2023											
Totals				528.56	0.00	0.00	236.39	764.95	244.87	773.43	253.36	781.92

Account No/Name/Address			Cad No/Property Descr.		Over 65	No
[REDACTED]			6000001013942		Veteran	No
[REDACTED]			[REDACTED]		Installment Code	N

Year	Stmt Date	Delq Date	Code	Taxes	Penalties	Payments	Due Feb, 2024		Due Mar, 2024		Due Apr, 2024	
							Del. P&I	Due	Del. P&I	Due	Del. P&I	Due
2023	10/15/2023	2/1/2024	L	144.35	0.00	0.00	33.27	177.62	36.59	180.94	39.91	184.26
	Lawsuit: 1/11/2024											
2022	10/17/2022	2/1/2023	L	126.82	0.00	0.00	63.40	190.22	64.93	191.75	66.45	193.27
	Lawsuit: 1/11/2024											
Totals				271.17	0.00	0.00	96.67	367.84	101.52	372.69	106.36	377.53

Account No/Name/Address			Cad No/Property Descr.		Over 65	No
[REDACTED]			6000001013945		Veteran	No
[REDACTED]			[REDACTED]		Installment Code	N

Year	Stmt Date	Delq Date	Code	Taxes	Penalties	Payments	Due Feb, 2024		Due Mar, 2024		Due Apr, 2024	
							Del. P&I	Due	Del. P&I	Due	Del. P&I	Due
2023	10/15/2023	2/1/2024		238.84	0.00	0.00	16.72	255.56	21.50	260.34	26.27	265.11

Account No/Name/Address			Cad No/Property Descr.		Over 65	No
[REDACTED]			6000001013963		Veteran	No
[REDACTED]			[REDACTED]		Installment Code	N

Year	Stmt Date	Delq Date	Code	Taxes	Penalties	Payments	Due Feb, 2024		Due Mar, 2024		Due Apr, 2024	
							Del. P&I	Due	Del. P&I	Due	Del. P&I	Due
2023	10/15/2023	2/1/2024		166.41	0.00	0.00	11.65	178.06	14.98	181.39	18.31	184.72

Account No/Name/Address			Cad No/Property Descr.		Over 65	No
[REDACTED]			6000001013974		Veteran	No
[REDACTED]			[REDACTED]		Installment Code	N

Year	Stmt Date	Delq Date	Code	Taxes	Penalties	Payments	Due Feb, 2024		Due Mar, 2024		Due Apr, 2024	
							Del. P&I	Due	Del. P&I	Due	Del. P&I	Due
2023	10/15/2023	2/1/2024		285.32	0.00	0.00	19.97	305.29	25.68	311.00	31.39	316.71

Account No/Name/Address			Cad No/Property Descr.		Over 65	No
[REDACTED]			6000001013985		Veteran	No
[REDACTED]			[REDACTED]		Installment Code	N

Year	Stmt Date	Delq Date	Code	Taxes	Penalties	Payments	Due Feb, 2024		Due Mar, 2024		Due Apr, 2024	
							Del. P&I	Due	Del. P&I	Due	Del. P&I	Due
2023	10/15/2023	2/1/2024		232.58	0.00	0.00	16.28	248.86	20.93	253.51	25.58	258.16

Account No/Name/Address			Cad No/Property Descr.		Over 65	No
600-000-101-4142			6000001014142		Veteran	No
					Installment Code	N

Year	Stmt Date	Delq Date	Code	Taxes	Penalties	Payments	Due Feb, 2024		Due Mar, 2024		Due Apr, 2024	
							Del. P&I	Due	Del. P&I	Due	Del. P&I	Due
2023	10/15/2023	2/1/2024		143.55	0.00	0.00	10.05	153.60	12.92	156.47	15.79	159.34

Account No/Name/Address			Cad No/Property Descr.		Over 65	No
600-000-101-4146			6000001014146		Veteran	No
					Installment Code	N

Year	Stmt Date	Delq Date	Code	Taxes	Penalties	Payments	Due Feb, 2024		Due Mar, 2024		Due Apr, 2024	
							Del. P&I	Due	Del. P&I	Due	Del. P&I	Due
2023	10/15/2023	2/1/2024		99.20	0.00	0.00	6.94	106.14	8.93	108.13	10.91	110.11

Account No/Name/Address			Cad No/Property Descr.		Over 65	No
600-000-101-6266					Veteran	No
					Installment Code	N

Year	Stmt Date	Delq Date	Code	Taxes	Penalties	Payments	Due Feb, 2024		Due Mar, 2024		Due Apr, 2024	
							Del. P&I	Due	Del. P&I	Due	Del. P&I	Due
2023	10/15/2023	2/1/2024		167.66	0.00	0.00	11.74	179.40	15.09	182.75	18.44	186.10

Account No/Name/Address			Cad No/Property Descr.		Over 65	No
600-000-101-7517			6000001017517		Veteran	No
					Installment Code	N

Year	Stmt Date	Delq Date	Code	Taxes	Penalties	Payments	Due Feb, 2024		Due Mar, 2024		Due Apr, 2024	
							Del. P&I	Due	Del. P&I	Due	Del. P&I	Due
2023	10/15/2023	2/1/2024		140.60	0.00	0.00	9.84	150.44	12.65	153.25	15.47	156.07

Account No/Name/Address			Cad No/Property Descr.		Over 65	Yes
600-000-104-6074			6000001046074		Veteran	No
					Installment Code	N

Year	Stmt Date	Delq Date	Code	Taxes	Penalties	Payments	Due Feb, 2024		Due Mar, 2024		Due Apr, 2024	
							Del. P&I	Due	Del. P&I	Due	Del. P&I	Due
2023	10/15/2023	2/1/2024	D	166.36	0.00	0.00	0.17	166.53	1.39	167.75	2.08	168.44
				Tax Deferred								
2022	10/17/2022	2/1/2023	D	146.15	0.00	0.00	7.92	154.07	8.53	154.68	9.13	155.28
				Tax Deferred								
2021	10/11/2021	2/1/2022	D	288.51	0.00	0.00	30.05	318.56	31.26	319.77	32.46	320.97
				Tax Deferred								
2020	10/14/2020	2/2/2021	D	323.04	0.00	0.00	49.80	372.84	51.15	374.19	52.49	375.53
				Tax Deferred								
2019	10/18/2019	2/1/2020	D	353.41	0.00	0.00	72.15	425.56	73.63	427.04	75.10	428.51
				Tax Deferred								
Totals				1,277.47	0.00	0.00	160.09	1,437.56	165.96	1,443.43	171.26	1,448.73

Account No/Name/Address			Cad No/Property Descr.		Over 65	No
600-000-104-6076			6000001046076		Veteran	No
LOPEZ JOSE R			2003 CMH HOME MAKER 16X76		Installment Code	N
1414 HEATH COTE LN			HUD #HWC0336401			
HOUSTON, TX 77073-6254			SER #CLW020055TX			
			PINE TRACE MHC			
			1322 RIDGE DR 473 ; 77073			

Year	Stmt Date	Delq Date	Code	Taxes	Penalties	Payments	Due Feb, 2024		Due Mar, 2024		Due Apr, 2024	
							Del. P&I	Due	Del. P&I	Due	Del. P&I	Due
2023	10/15/2023	2/1/2024		142.90	0.00	0.00	10.00	152.90	12.86	155.76	15.72	158.62

Account No/Name/Address			Cad No/Property Descr.		Over 65	No
600-000-104-6254			6000001046254		Veteran	No
					Installment Code	N

Year	Stmt Date	Delq Date	Code	Taxes	Penalties	Payments	Due Feb, 2024		Due Mar, 2024		Due Apr, 2024	
							Del. P&I	Due	Del. P&I	Due	Del. P&I	Due
2023	10/15/2023	2/1/2024		134.22	0.00	0.00	9.40	143.62	12.08	146.30	14.76	148.98

Account No/Name/Address			Cad No/Property Descr.		Over 65	No
600-000-104-6429			6000001046429		Veteran	No
					Installment Code	N

Year	Stmt Date	Delq Date	Code	Taxes	Penalties	Payments	Due Feb, 2024		Due Mar, 2024		Due Apr, 2024	
							Del. P&I	Due	Del. P&I	Due	Del. P&I	Due
2023	10/15/2023	2/1/2024		166.41	0.00	0.00	11.65	178.06	14.98	181.39	18.31	184.72

Account No/Name/Address			Cad No/Property Descr.		Over 65	No
600-000-104-6445			6000001046445		Veteran	No
					Installment Code	N

Year	Stmt Date	Delq Date	Code	Taxes	Penalties	Payments	Due Feb, 2024		Due Mar, 2024		Due Apr, 2024	
							Del. P&I	Due	Del. P&I	Due	Del. P&I	Due
2017	10/16/2017	2/1/2018	L	239.90	0.00	0.00	292.68	532.58	295.55	535.45	298.43	538.33
Lawsuit: 2/8/2019												

Account No/Name/Address			Cad No/Property Descr.		Over 65	No
600-000-201-4623			6000002014623		Veteran	No
					Installment Code	N

Year	Stmt Date	Delq Date	Code	Taxes	Penalties	Payments	Due Feb, 2024		Due Mar, 2024		Due Apr, 2024	
							Del. P&I	Due	Del. P&I	Due	Del. P&I	Due
2023	10/15/2023	2/1/2024		151.47	0.00	0.00	10.60	162.07	13.63	165.10	16.66	168.13

Account No/Name/Address			Cad No/Property Descr.		Over 65	No
600-000-201-4666			6000002014666		Veteran	No
					Installment Code	N

Year	Stmt Date	Delq Date	Code	Taxes	Penalties	Payments	Due Feb, 2024		Due Mar, 2024		Due Apr, 2024	
							Del. P&I	Due	Del. P&I	Due	Del. P&I	Due
2023	10/15/2023	2/1/2024		149.21	0.00	0.00	10.44	159.65	13.43	162.64	16.41	165.62

Account No/Name/Address			Cad No/Property Descr.		Over 65	No
600-000-201-5294			6000002015294		Veteran	No
					Installment Code	N

Year	Stmt Date	Delq Date	Code	Taxes	Penalties	Payments	Due Feb, 2024		Due Mar, 2024		Due Apr, 2024	
							Del. P&I	Due	Del. P&I	Due	Del. P&I	Due
2023	10/15/2023	2/1/2024		108.19	0.00	0.00	7.57	115.76	9.74	117.93	11.90	120.09

Account No/Name/Address			Cad No/Property Descr.		Over 65	No
600-000-201-5319			6000002015319		Veteran	No
					Installment Code	N

Year	Stmt Date	Delq Date	Code	Taxes	Penalties	Payments	Due Feb, 2024		Due Mar, 2024		Due Apr, 2024	
							Del. P&I	Due	Del. P&I	Due	Del. P&I	Due
2023	10/15/2023	2/1/2024		149.13	0.00	0.00	10.44	159.57	13.42	162.55	16.40	165.53

Account No/Name/Address			Cad No/Property Descr.		Over 65	No
600-000-201-5410			6000002015410		Veteran	No
					Installment Code	N

Year	Stmt Date	Delq Date	Code	Taxes	Penalties	Payments	Due Feb, 2024		Due Mar, 2024		Due Apr, 2024	
							Del. P&I	Due	Del. P&I	Due	Del. P&I	Due
2023	10/15/2023	2/1/2024		130.64	0.00	0.00	9.14	139.78	11.76	142.40	14.37	145.01

Account No/Name/Address			Cad No/Property Descr.		Over 65	No
600-000-201-6406			6000002016406		Veteran	No
					Installment Code	N

Year	Stmt Date	Delq Date	Code	Taxes	Penalties	Payments	Due Feb, 2024		Due Mar, 2024		Due Apr, 2024	
							Del. P&I	Due	Del. P&I	Due	Del. P&I	Due
2023	10/15/2023	2/1/2024		157.64	0.00	0.00	11.03	168.67	14.19	171.83	17.34	174.98



Account No/Name/Address			Cad No/Property Descr.									
[REDACTED]			6000002016410							Over 65		No
[REDACTED]			[REDACTED]							Veteran		No
[REDACTED]			[REDACTED]							Installment Code		N
Year	Stmt Date	Delq Date	Code	Taxes	Penalties	Payments	Due Feb, 2024		Due Mar, 2024		Due Apr, 2024	
							Del. P&I	Due	Del. P&I	Due	Del. P&I	Due
2023	10/15/2023	2/1/2024		157.64	0.00	0.00	11.03	168.67	14.19	171.83	17.34	174.98
2022	10/17/2022	2/1/2023	L	133.42	0.00	0.00	66.72	200.14	68.31	201.73	69.91	203.33
Lawsuit: 9/21/2023												
Totals				291.06	0.00	0.00	77.75	368.81	82.50	373.56	87.25	378.31

600-000-201-6633			6000002016633							Over 65		No
[REDACTED]			[REDACTED]							Veteran		No
[REDACTED]			[REDACTED]							Installment Code		N
Year	Stmt Date	Delq Date	Code	Taxes	Penalties	Payments	Due Feb, 2024		Due Mar, 2024		Due Apr, 2024	
							Del. P&I	Due	Del. P&I	Due	Del. P&I	Due
2023	10/15/2023	2/1/2024		149.12	0.00	0.00	10.44	159.56	13.42	162.54	16.40	165.52

600-000-301-0634			6000003010634							Over 65		No
[REDACTED]			[REDACTED]							Veteran		No
[REDACTED]			[REDACTED]							Installment Code		N
Year	Stmt Date	Delq Date	Code	Taxes	Penalties	Payments	Due Feb, 2024		Due Mar, 2024		Due Apr, 2024	
							Del. P&I	Due	Del. P&I	Due	Del. P&I	Due
2023	10/15/2023	2/1/2024		365.82	0.00	0.00	25.61	391.43	32.92	398.74	40.24	406.06

600-000-301-1069			6000003011069							Over 65		No
[REDACTED]			[REDACTED]							Veteran		No
[REDACTED]			[REDACTED]							Installment Code		N
Year	Stmt Date	Delq Date	Code	Taxes	Penalties	Payments	Due Feb, 2024		Due Mar, 2024		Due Apr, 2024	
							Del. P&I	Due	Del. P&I	Due	Del. P&I	Due
2023	10/15/2023	2/1/2024		150.37	0.00	0.00	10.53	160.90	13.53	163.90	16.54	166.91

600-000-301-1769			6000003011769							Over 65		No
[REDACTED]			[REDACTED]							Veteran		No
[REDACTED]			[REDACTED]							Installment Code		N
Year	Stmt Date	Delq Date	Code	Taxes	Penalties	Payments	Due Feb, 2024		Due Mar, 2024		Due Apr, 2024	
							Del. P&I	Due	Del. P&I	Due	Del. P&I	Due
2023	10/15/2023	2/1/2024		2.05	0.00	0.00	0.04	2.09	0.18	2.23	0.23	2.28

600-000-301-1871			6000003011871							Over 65		No
[REDACTED]			[REDACTED]							Veteran		No
[REDACTED]			[REDACTED]							Installment Code		N
Year	Stmt Date	Delq Date	Code	Taxes	Penalties	Payments	Due Feb, 2024		Due Mar, 2024		Due Apr, 2024	
							Del. P&I	Due	Del. P&I	Due	Del. P&I	Due
2023	10/15/2023	2/1/2024		113.66	0.00	0.00	7.96	121.62	10.23	123.89	12.50	126.16

600-000-301-1978			6000003011978							Over 65		No
[REDACTED]			[REDACTED]							Veteran		No
[REDACTED]			[REDACTED]							Installment Code		N
Year	Stmt Date	Delq Date	Code	Taxes	Penalties	Payments	Due Feb, 2024		Due Mar, 2024		Due Apr, 2024	
							Del. P&I	Due	Del. P&I	Due	Del. P&I	Due
2023	10/15/2023	2/1/2024		165.34	0.00	0.00	11.57	176.91	14.88	180.22	18.19	183.53

Account No/Name/Address 600-000-301-1999	Cad No/Property Descr. 6000003011999	Over 65 Veteran Installment Code	No No N
---	---	--	---------------

Year	Stmt Date	Delq Date	Code	Taxes	Penalties	Payments	Due Feb, 2024		Due Mar, 2024		Due Apr, 2024	
							Del. P&I	Due	Del. P&I	Due	Del. P&I	Due
2023	10/15/2023	2/1/2024		279.62	0.00	0.00	19.57	299.19	25.17	304.79	30.76	310.38

600-000-301-2000	6000003012000	Over 65 Veteran Installment Code	No No N
------------------	---------------	--	---------------

Year	Stmt Date	Delq Date	Code	Taxes	Penalties	Payments	Due Feb, 2024		Due Mar, 2024		Due Apr, 2024	
							Del. P&I	Due	Del. P&I	Due	Del. P&I	Due
2023	10/15/2023	2/1/2024	L	141.02	0.00	0.00	32.50	173.52	35.75	176.77	38.99	180.01
	Lawsuit: 10/25/2023											
2022	10/17/2022	2/1/2023	L	123.89	0.00	0.00	61.94	185.83	63.43	187.32	64.92	188.81
	Lawsuit: 10/27/2023											
Totals				264.91	0.00	0.00	94.44	359.35	99.18	364.09	103.91	368.82

		Over 65 Veteran Installment Code	No No N
--	--	--	---------------

Year	Stmt Date	Delq Date	Code	Taxes	Penalties	Payments	Due Feb, 2024		Due Mar, 2024		Due Apr, 2024	
							Del. P&I	Due	Del. P&I	Due	Del. P&I	Due
2023	10/15/2023	2/1/2024		175.57	0.00	0.00	12.29	187.86	15.80	191.37	19.31	194.88
2022	10/17/2022	2/1/2023	L	155.97	0.00	0.00	77.98	233.95	79.85	235.82	81.73	237.70
	Lawsuit: 1/28/2022											
2021	10/11/2021	2/1/2022	L	160.63	0.00	0.00	103.44	264.07	105.37	266.00	107.31	267.94
	Lawsuit: 2/3/2022											
2020	10/14/2020	2/2/2021	L	179.25	0.00	0.00	141.25	320.50	143.39	322.64	145.55	324.80
	Lawsuit: 2/3/2022											
Totals				671.42	0.00	0.00	334.96	1,006.38	344.41	1,015.83	353.90	1,025.32

		Over 65 Veteran Installment Code	No No N
--	--	--	---------------

Year	Stmt Date	Delq Date	Code	Taxes	Penalties	Payments	Due Feb, 2024		Due Mar, 2024		Due Apr, 2024	
							Del. P&I	Due	Del. P&I	Due	Del. P&I	Due
2023	10/15/2023	2/1/2024		239.46	0.00	0.00	16.76	256.22	21.55	261.01	26.34	265.80
2022	10/17/2022	2/1/2023		201.91	0.00	0.00	100.96	302.87	103.38	305.29	105.81	307.72
	Lawsuit: 1/28/2022											
2021	10/11/2021	2/1/2022		207.94	0.00	0.00	133.92	341.86	136.41	344.35	138.91	346.85
	Lawsuit: 2/3/2022											
Totals				649.31	0.00	0.00	251.64	900.95	261.34	910.65	271.06	920.37

600-000-301-2380	6000003012380	Over 65 Veteran Installment Code	No No N
------------------	---------------	--	---------------

Year	Stmt Date	Delq Date	Code	Taxes	Penalties	Payments	Due Feb, 2024		Due Mar, 2024		Due Apr, 2024	
							Del. P&I	Due	Del. P&I	Due	Del. P&I	Due
2023	10/15/2023	2/1/2024		180.31	0.00	0.00	12.62	192.93	16.23	196.54	19.83	200.14

600-000-301-2484	6000003012484	Over 65 Veteran Installment Code	No No N
------------------	---------------	--	---------------

Year	Stmt Date	Delq Date	Code	Taxes	Penalties	Payments	Due Feb, 2024		Due Mar, 2024		Due Apr, 2024	
							Del. P&I	Due	Del. P&I	Due	Del. P&I	Due
2023	10/15/2023	2/1/2024		190.53	0.00	0.00	13.34	203.87	17.15	207.68	20.96	211.49

Account No/Name/Address				Cad No/Property Descr.				Over 65	No				
								Veteran	No				
								Installment Code	N				
								Due Feb, 2024		Due Mar, 2024		Due Apr, 2024	
Year	Stmt Date	Delq Date	Code	Taxes	Penalties	Payments	Del. P&I	Due	Del. P&I	Due	Del. P&I	Due	
[REDACTED]				6000003012486									
2023	10/15/2023	2/1/2024		227.72	0.00	0.00	15.94	243.66	20.49	248.21	25.05	252.77	
[REDACTED]				6000003012991									
2023	10/15/2023	2/1/2024		132.96	0.00	0.00	2.33	135.29	11.97	144.93	14.63	147.59	
[REDACTED]				6000003012993									
2023	10/15/2023	2/1/2024		187.13	0.00	0.00	13.10	200.23	16.84	203.97	20.58	207.71	
[REDACTED]				6000003012995									
2023	10/15/2023	2/1/2024		407.16	0.00	0.00	28.50	435.66	36.64	443.80	44.79	451.95	
[REDACTED]				6000003012996									
2023	10/15/2023	2/1/2024		177.16	0.00	0.00	12.40	189.56	15.94	193.10	19.49	196.65	
[REDACTED]				6000003012997									
2023	10/15/2023	2/1/2024		289.07	0.00	0.00	20.23	309.30	26.02	315.09	31.80	320.87	
[REDACTED]				6000003012998									
2023	10/15/2023	2/1/2024		200.11	0.00	0.00	14.01	214.12	18.01	218.12	22.01	222.12	
[REDACTED]				6000003013000									
2023	10/15/2023	2/1/2024		200.11	0.00	0.00	14.01	214.12	18.01	218.12	22.01	222.12	

Account No/Name/Address		Cad No/Property Descr.		Over 65	No
600-000-301-3003		6000003013003		Veteran	No
[REDACTED]		[REDACTED] X52		Installment Code	N

Year	Stmt Date	Delq Date	Code	Taxes	Penalties	Payments	Due Feb, 2024		Due Mar, 2024		Due Apr, 2024	
							Del. P&I	Due	Del. P&I	Due	Del. P&I	Due
2023	10/15/2023	2/1/2024		278.70	0.00	0.00	19.51	298.21	25.08	303.78	30.66	309.36

600-000-301-3004		6000003013004		Over 65	No
[REDACTED]		[REDACTED]		Veteran	No
				Installment Code	N

Year	Stmt Date	Delq Date	Code	Taxes	Penalties	Payments	Due Feb, 2024		Due Mar, 2024		Due Apr, 2024	
							Del. P&I	Due	Del. P&I	Due	Del. P&I	Due
2023	10/15/2023	2/1/2024		187.13	0.00	0.00	13.10	200.23	16.84	203.97	20.58	207.71

600-000-301-3007		6000003013007		Over 65	No
[REDACTED]		[REDACTED]		Veteran	No
				Installment Code	N

Year	Stmt Date	Delq Date	Code	Taxes	Penalties	Payments	Due Feb, 2024		Due Mar, 2024		Due Apr, 2024	
							Del. P&I	Due	Del. P&I	Due	Del. P&I	Due
2023	10/15/2023	2/1/2024		200.11	0.00	0.00	14.01	214.12	18.01	218.12	22.01	222.12

600-000-301-3018		6000003013018		Over 65	No
[REDACTED]		[REDACTED]		Veteran	No
				Installment Code	N

Year	Stmt Date	Delq Date	Code	Taxes	Penalties	Payments	Due Feb, 2024		Due Mar, 2024		Due Apr, 2024	
							Del. P&I	Due	Del. P&I	Due	Del. P&I	Due
2023	10/15/2023	2/1/2024		200.11	0.00	0.00	14.01	214.12	18.01	218.12	22.01	222.12

600-000-301-3020		6000003013020		Over 65	No
[REDACTED]		[REDACTED]		Veteran	No
				Installment Code	N

Year	Stmt Date	Delq Date	Code	Taxes	Penalties	Payments	Due Feb, 2024		Due Mar, 2024		Due Apr, 2024	
							Del. P&I	Due	Del. P&I	Due	Del. P&I	Due
2023	10/15/2023	2/1/2024		120.34	0.00	0.00	8.42	128.76	10.83	131.17	13.24	133.58

600-000-301-3596		6000003013596		Over 65	No
[REDACTED]		[REDACTED]		Veteran	No
				Installment Code	N

Year	Stmt Date	Delq Date	Code	Taxes	Penalties	Payments	Due Feb, 2024		Due Mar, 2024		Due Apr, 2024	
							Del. P&I	Due	Del. P&I	Due	Del. P&I	Due
2023	10/15/2023	2/1/2024		117.39	0.00	0.00	8.22	125.61	10.57	127.96	12.91	130.30
2022	10/17/2022	2/1/2023		105.18	0.00	0.00	52.60	157.78	53.86	159.04	55.12	160.30
2021	10/11/2021	2/1/2022		108.32	0.00	0.00	69.76	178.08	71.06	179.38	72.35	180.67
Totals				330.89	0.00	0.00	130.58	461.47	135.49	466.38	140.38	471.27

600-000-301-4095		6000003014095		Over 65	No
[REDACTED]		[REDACTED]		Veteran	No
				Installment Code	N

Year	Stmt Date	Delq Date	Code	Taxes	Penalties	Payments	Due Feb, 2024		Due Mar, 2024		Due Apr, 2024	
							Del. P&I	Due	Del. P&I	Due	Del. P&I	Due
2023	10/15/2023	2/1/2024		222.82	0.00	0.00	15.60	238.42	20.05	242.87	24.51	247.33



Account No/Name/Address			Cad No/Property Descr.		Over 65	No
600-000-301-4381			6000003014381		Veteran	No
					Installment Code	N

Year	Stmt Date	Delq Date	Code	Taxes	Penalties	Payments	Due Feb, 2024		Due Mar, 2024		Due Apr, 2024	
							Del. P&I	Due	Del. P&I	Due	Del. P&I	Due
2023	10/15/2023	2/1/2024		226.25	0.00	0.00	15.84	242.09	20.36	246.61	24.89	251.14

Account No/Name/Address			Cad No/Property Descr.		Over 65	No
600-000-301-4384			6000003014384		Veteran	No
			16X76		Installment Code	N

Year	Stmt Date	Delq Date	Code	Taxes	Penalties	Payments	Due Feb, 2024		Due Mar, 2024		Due Apr, 2024	
							Del. P&I	Due	Del. P&I	Due	Del. P&I	Due
2023	10/15/2023	2/1/2024		152.49	0.00	0.00	10.67	163.16	13.72	166.21	16.77	169.26

Account No/Name/Address			Cad No/Property Descr.		Over 65	No
600-000-301-4385			6000003014385		Veteran	No
			C0408436		Installment Code	N

Year	Stmt Date	Delq Date	Code	Taxes	Penalties	Payments	Due Feb, 2024		Due Mar, 2024		Due Apr, 2024	
							Del. P&I	Due	Del. P&I	Due	Del. P&I	Due
2023	10/15/2023	2/1/2024		158.26	0.00	0.00	11.08	169.34	14.24	172.50	17.41	175.67

Account No/Name/Address			Cad No/Property Descr.		Over 65	No
600-000-301-4455			6000003014455		Veteran	No
					Installment Code	N

Year	Stmt Date	Delq Date	Code	Taxes	Penalties	Payments	Due Feb, 2024		Due Mar, 2024		Due Apr, 2024	
							Del. P&I	Due	Del. P&I	Due	Del. P&I	Due
2023	10/15/2023	2/1/2024		208.77	0.00	0.00	14.61	223.38	18.79	227.56	22.96	231.73
2022	10/17/2022	2/1/2023	L	182.76	0.00	0.00	91.38	274.14	93.58	276.34	95.77	278.53
				Lawsuit: 4/25/2023								
2021	10/11/2021	2/1/2022	L	188.22	0.00	0.00	121.21	309.43	123.47	311.69	125.74	313.96
				Lawsuit: 4/25/2023								
2020	10/14/2020	2/2/2021	L	199.15	0.00	0.00	156.93	356.08	159.33	358.48	161.71	360.86
				Lawsuit: 4/25/2023								
Totals				778.90	0.00	0.00	384.13	1,163.03	395.17	1,174.07	406.18	1,185.08

Account No/Name/Address			Cad No/Property Descr.		Over 65	No
600-000-301-4458			6000003014458		Veteran	No
					Installment Code	N

Year	Stmt Date	Delq Date	Code	Taxes	Penalties	Payments	Due Feb, 2024		Due Mar, 2024		Due Apr, 2024	
							Del. P&I	Due	Del. P&I	Due	Del. P&I	Due
2023	10/15/2023	2/1/2024		214.14	0.00	0.00	14.99	229.13	19.27	233.41	23.56	237.70

Account No/Name/Address			Cad No/Property Descr.		Over 65	No
600-000-301-4460			6000003014460		Veteran	No
					Installment Code	N

Year	Stmt Date	Delq Date	Code	Taxes	Penalties	Payments	Due Feb, 2024		Due Mar, 2024		Due Apr, 2024	
							Del. P&I	Due	Del. P&I	Due	Del. P&I	Due
2023	10/15/2023	2/1/2024		206.77	0.00	0.00	14.47	221.24	18.61	225.38	22.74	229.51

Account No/Name/Address			Cad No/Property Descr.		Over 65	No
600-000-301-4466			6000003014466		Veteran	No
					Installment Code	N

Year	Stmt Date	Delq Date	Code	Taxes	Penalties	Payments	Due Feb, 2024		Due Mar, 2024		Due Apr, 2024	
							Del. P&I	Due	Del. P&I	Due	Del. P&I	Due
2023	10/15/2023	2/1/2024		200.11	0.00	0.00	14.01	214.12	18.01	218.12	22.01	222.12

Account No/Name/Address

Cad No/Property Descr.

Over 65 No  
Veteran No  
Installment Code N

77073

Year	Stmt Date	Delq Date	Code	Taxes	Penalties	Payments	Due Feb, 2024		Due Mar, 2024		Due Apr, 2024	
							Del. P&I	Due	Del. P&I	Due	Del. P&I	Due
2023	10/15/2023	2/1/2024		213.08	0.00	0.00	14.92	228.00	19.18	232.26	23.44	236.52

600-000-301-5022

6000003015022

Over 65 No  
Veteran No  
Installment Code N

Year	Stmt Date	Delq Date	Code	Taxes	Penalties	Payments	Due Feb, 2024		Due Mar, 2024		Due Apr, 2024	
							Del. P&I	Due	Del. P&I	Due	Del. P&I	Due
2023	10/15/2023	2/1/2024		214.02	0.00	0.00	14.98	229.00	19.26	233.28	23.54	237.56
2022	10/17/2022	2/1/2023		184.46	0.00	0.00	92.24	276.70	94.44	278.90	96.65	281.11
2021	10/11/2021	2/1/2022		189.97	0.00	0.00	122.34	312.31	124.62	314.59	126.90	316.87
Totals				588.45	0.00	0.00	229.56	818.01	238.32	826.77	247.09	835.54

600-000-301-5055

6000003015055

Over 65 No  
Veteran No  
Installment Code N

Year	Stmt Date	Delq Date	Code	Taxes	Penalties	Payments	Due Feb, 2024		Due Mar, 2024		Due Apr, 2024	
							Del. P&I	Due	Del. P&I	Due	Del. P&I	Due
2023	10/15/2023	2/1/2024		213.08	0.00	0.00	14.92	228.00	19.18	232.26	23.44	236.52

600-000-301-5057

6000003015057

Over 65 No  
Veteran No  
Installment Code N

Year	Stmt Date	Delq Date	Code	Taxes	Penalties	Payments	Due Feb, 2024		Due Mar, 2024		Due Apr, 2024	
							Del. P&I	Due	Del. P&I	Due	Del. P&I	Due
2023	11/15/2023	2/1/2024		226.06	0.00	0.00	15.82	241.88	20.35	246.41	24.87	250.93

600-000-301-5058

6000003015058

Over 65 No  
Veteran No  
Installment Code N

Year	Stmt Date	Delq Date	Code	Taxes	Penalties	Payments	Due Feb, 2024		Due Mar, 2024		Due Apr, 2024	
							Del. P&I	Due	Del. P&I	Due	Del. P&I	Due
2023	10/15/2023	2/1/2024		226.06	0.00	0.00	15.82	241.88	20.35	246.41	24.87	250.93

600-000-301-6659

6000003016659

Over 65 No  
Veteran No  
Installment Code N

7073

Year	Stmt Date	Delq Date	Code	Taxes	Penalties	Payments	Due Feb, 2024		Due Mar, 2024		Due Apr, 2024	
							Del. P&I	Due	Del. P&I	Due	Del. P&I	Due
2023	10/15/2023	2/1/2024		226.06	0.00	0.00	15.82	241.88	20.35	246.41	24.87	250.93

600-000-301-7091

6000003017091

Over 65 No  
Veteran No  
Installment Code N

Year	Stmt Date	Delq Date	Code	Taxes	Penalties	Payments	Due Feb, 2024		Due Mar, 2024		Due Apr, 2024	
							Del. P&I	Due	Del. P&I	Due	Del. P&I	Due
2023	10/15/2023	2/1/2024		214.02	0.00	0.00	14.98	229.00	19.26	233.28	23.54	237.56

Account No/Name/Address	Cad No/Property Descr.	Over 65	No
600-000-301-7155	6000003017155	Veteran	No
		Installment Code	N

Year	Stmt Date	Delq Date	Code	Taxes	Penalties	Payments	Due Feb, 2024		Due Mar, 2024		Due Apr, 2024	
							Del. P&I	Due	Del. P&I	Due	Del. P&I	Due
2023	10/15/2023	2/1/2024		200.11	0.00	0.00	14.01	214.12	18.01	218.12	22.01	222.12

Account No/Name/Address	Cad No/Property Descr.	Over 65	No
600-000-301-7619	6000003017619	Veteran	No
		Installment Code	N

Year	Stmt Date	Delq Date	Code	Taxes	Penalties	Payments	Due Feb, 2024		Due Mar, 2024		Due Apr, 2024	
							Del. P&I	Due	Del. P&I	Due	Del. P&I	Due
2023	10/15/2023	2/1/2024		311.72	0.00	0.00	21.82	333.54	28.05	339.77	34.29	346.01

Account No/Name/Address	Cad No/Property Descr.	Over 65	No
600-000-301-7837	6000003017837	Veteran	No
		Installment Code	N

Year	Stmt Date	Delq Date	Code	Taxes	Penalties	Payments	Due Feb, 2024		Due Mar, 2024		Due Apr, 2024	
							Del. P&I	Due	Del. P&I	Due	Del. P&I	Due
2023	10/15/2023	2/1/2024		51.81	0.00	0.00	3.63	55.44	4.66	56.47	5.70	57.51
2022	10/17/2022	2/1/2023		38.36	0.00	0.00	19.18	57.54	19.64	58.00	20.10	58.46
2021	10/11/2021	2/1/2022		39.50	0.00	0.00	25.44	64.94	25.91	65.41	26.38	65.88
2020	10/14/2020	2/2/2021		44.08	0.00	0.00	34.74	78.82	35.26	79.34	35.79	79.87
Totals				173.75	0.00	0.00	82.99	256.74	85.47	259.22	87.97	261.72

Account No/Name/Address	Cad No/Property Descr.	Over 65	No
600-000-301-7906	6000003017906	Veteran	No
		Installment Code	N

Year	Stmt Date	Delq Date	Code	Taxes	Penalties	Payments	Due Feb, 2024		Due Mar, 2024		Due Apr, 2024	
							Del. P&I	Due	Del. P&I	Due	Del. P&I	Due
2023	10/15/2023	2/1/2024		311.83	0.00	0.00	21.83	333.66	28.06	339.89	34.30	346.13

Account No/Name/Address	Cad No/Property Descr.	Over 65	No
600-000-301-7964	6000003017964	Veteran	No
		Installment Code	N

Year	Stmt Date	Delq Date	Code	Taxes	Penalties	Payments	Due Feb, 2024		Due Mar, 2024		Due Apr, 2024	
							Del. P&I	Due	Del. P&I	Due	Del. P&I	Due
2023	10/15/2023	2/1/2024		265.24	0.00	0.00	18.57	283.81	23.87	289.11	29.18	294.42

Account No/Name/Address	Cad No/Property Descr.	Over 65	No
600-000-301-7970	6000003017970	Veteran	No
		Installment Code	N

Year	Stmt Date	Delq Date	Code	Taxes	Penalties	Payments	Due Feb, 2024		Due Mar, 2024		Due Apr, 2024	
							Del. P&I	Due	Del. P&I	Due	Del. P&I	Due
2023	10/15/2023	2/1/2024		265.24	0.00	0.00	18.57	283.81	23.87	289.11	29.18	294.42

Account No/Name/Address	Cad No/Property Descr.	Over 65	No
600-000-301-8144	6000003018144	Veteran	No
		Installment Code	N

Year	Stmt Date	Delq Date	Code	Taxes	Penalties	Payments	Due Feb, 2024		Due Mar, 2024		Due Apr, 2024	
							Del. P&I	Due	Del. P&I	Due	Del. P&I	Due
2023	10/15/2023	2/1/2024		311.83	0.00	0.00	21.83	333.66	28.06	339.89	34.30	346.13



Account No/Name/Address				Cad No/Property Descr.				Over 65	No				
								Veteran	No				
								Installment Code	N				
								Due Feb, 2024		Due Mar, 2024		Due Apr, 2024	
Year	Stmt Date	Delq Date	Code	Taxes	Penalties	Payments	Del. P&I	Due	Del. P&I	Due	Del. P&I	Due	
600-000-301-8176				6000003018176									
2023	10/15/2023	2/1/2024		252.02	0.00	0.00	17.64	269.66	22.68	274.70	27.72	279.74	
600-000-301-8282				6000003018282									
2022	10/17/2022	2/1/2023		231.29	0.00	0.00	115.64	346.93	118.43	349.72	121.20	352.49	
600-000-301-8574				6000003018574									
2023	10/15/2023	2/1/2024		90.28	0.00	0.00	6.32	96.60	8.13	98.41	9.93	100.21	
600-000-301-8584				6000003018584									
2023	10/15/2023	2/1/2024		311.13	0.00	0.00	21.78	332.91	28.00	339.13	34.22	345.35	
600-000-301-8743				6000003018743									
2023	10/15/2023	2/1/2024		278.77	0.00	0.00	19.51	298.28	25.09	303.86	30.66	309.43	
600-000-301-8956				6000003018956									
2023	10/15/2023	2/1/2024	D	118.96	0.00	0.00	0.12	119.08	0.99	119.95	1.49	120.45	
2022	10/17/2022	2/1/2023	D	101.04	0.00	0.00	5.47	106.51	5.89	106.93	6.32	107.36	
2021	10/11/2021	2/1/2022	D	242.05	0.00	0.00	25.21	267.26	26.22	268.27	27.23	269.28	
2020	10/14/2020	2/2/2021	D	270.72	0.00	0.00	41.74	312.46	42.86	313.58	43.99	314.71	
2019	10/18/2019	2/1/2020	D	303.78	0.00	0.00	62.02	365.80	63.29	367.07	64.55	368.33	
2018	10/24/2018	2/1/2019	D	297.81	0.00	0.00	75.69	373.50	76.93	374.74	78.18	375.99	
2017	5/24/2018	2/1/2018	D	358.48	0.00	0.00	132.64	491.12	134.13	492.61	135.62	494.10	
2016	11/15/2016	2/1/2017		385.75	0.00	49.87	458.14	794.02	462.17	798.05	466.20	802.08	
				Escrow	Taxes	Penalties	Del. P&I	Atty Fees	Other Fees	Refund			
Payment Date				8/16/2017	49.87	0.00	49.87	0.00	0.00	0.00	0.00	0.00	
Totals				2,078.59	0.00	0.00	801.03	2,829.75	812.48	2,841.20	823.58	2,852.30	

Account No/Name/Address				Cad No/Property Descr.				Over 65 Veteran Installment Code		No No N		
[REDACTED]				6000003019096 [REDACTED]; 77038								
						Due Feb, 2024		Due Mar, 2024		Due Apr, 2024		
Year	Stmt Date	Delq Date	Code	Taxes	Penalties	Payments	Del. P&I	Due	Del. P&I	Due	Del. P&I	Due
2023	10/15/2023	2/1/2024		252.02	0.00	0.00	17.64	269.66	22.68	274.70	27.72	279.74

Account No/Name/Address				Cad No/Property Descr.				Over 65 Veteran Installment Code		No No N		
[REDACTED]				6000003019986 [REDACTED]; 77038								
						Due Feb, 2024		Due Mar, 2024		Due Apr, 2024		
Year	Stmt Date	Delq Date	Code	Taxes	Penalties	Payments	Del. P&I	Due	Del. P&I	Due	Del. P&I	Due
2023	10/15/2023	2/1/2024		308.52	0.00	0.00	21.60	330.12	27.77	336.29	33.94	342.46

Account No/Name/Address				Cad No/Property Descr.				Over 65 Veteran Installment Code		No No N		
[REDACTED]				6000003020062 [REDACTED]; 77038								
						Due Feb, 2024		Due Mar, 2024		Due Apr, 2024		
Year	Stmt Date	Delq Date	Code	Taxes	Penalties	Payments	Del. P&I	Due	Del. P&I	Due	Del. P&I	Due
2023	10/15/2023	2/1/2024		268.91	0.00	0.00	18.82	287.73	24.20	293.11	29.58	298.49

Account No/Name/Address				Cad No/Property Descr.				Over 65 Veteran Installment Code		Yes No N		
[REDACTED]				6000003020090 [REDACTED]; 77073								
						Due Feb, 2024		Due Mar, 2024		Due Apr, 2024		
Year	Stmt Date	Delq Date	Code	Taxes	Penalties	Payments	Del. P&I	Due	Del. P&I	Due	Del. P&I	Due
2023	10/15/2023	2/1/2024	D	157.47	0.00	0.00	0.16	157.63	1.31	158.78	1.97	159.44
	Tax Deferred											
2022	10/17/2022	2/1/2023	D	137.68	0.00	0.00	7.46	145.14	8.03	145.71	8.61	146.29
	Tax Deferred											
2021	10/11/2021	2/1/2022	D	281.26	0.00	0.00	29.30	310.56	30.47	311.73	31.64	312.90
	Tax Deferred											
2020	10/14/2020	2/2/2021	D	288.78	0.00	0.00	44.52	333.30	45.72	334.50	46.93	335.71
	Tax Deferred											
2019	10/18/2019	2/1/2020	D	323.16	0.00	0.00	65.98	389.14	67.33	390.49	68.67	391.83
	Tax Deferred											
Totals				1,188.35	0.00	0.00	147.42	1,335.77	152.86	1,341.21	157.82	1,346.17

Account No/Name/Address				Cad No/Property Descr.				Over 65 Veteran Installment Code		No No N		
[REDACTED]				6000003020084 [REDACTED]; 77038								
						Due Feb, 2024		Due Mar, 2024		Due Apr, 2024		
Year	Stmt Date	Delq Date	Code	Taxes	Penalties	Payments	Del. P&I	Due	Del. P&I	Due	Del. P&I	Due
2023	10/15/2023	2/1/2024		339.81	0.00	0.00	23.79	363.60	30.58	370.39	37.38	377.19

Account No/Name/Address				Cad No/Property Descr.				Over 65 Veteran Installment Code		No No N		
[REDACTED]				6000003020182 [REDACTED]; 77038								
						Due Feb, 2024		Due Mar, 2024		Due Apr, 2024		
Year	Stmt Date	Delq Date	Code	Taxes	Penalties	Payments	Del. P&I	Due	Del. P&I	Due	Del. P&I	Due
2023	10/15/2023	2/1/2024		172.62	0.00	0.00	12.08	184.70	15.54	188.16	18.99	191.61

Account No/Name/Address				Cad No/Property Descr.				Over 65 Veteran Installment Code		No No N		
[REDACTED]				6000003020955 [REDACTED]; 77038								
						Due Feb, 2024		Due Mar, 2024		Due Apr, 2024		
Year	Stmt Date	Delq Date	Code	Taxes	Penalties	Payments	Del. P&I	Due	Del. P&I	Due	Del. P&I	Due
2023	10/15/2023	2/1/2024		387.24	0.00	0.00	27.11	414.35	34.85	422.09	42.60	429.84

Account No/Name/Address	Cad No/Property Descr.	Over 65	Yes
600-000-302-0971	6000003020971	Veteran	No
		Installation Code	N

Year	Stmt Date	Delq Date	Code	Taxes	Penalties	Payments	Due Feb, 2024		Due Mar, 2024		Due Apr, 2024	
							Del. P&I	Due	Del. P&I	Due	Del. P&I	Due
2022	10/17/2022	2/1/2023		224.28	0.00	224.24	0.02	0.06	0.02	0.06	0.02	0.06
	Payment Date	Payment Amt		Escrow	Taxes	Penalties	Del. P&I	Atty Fees	Other Fees	Refund		
	2/2/2023	224.24		0.00	224.24	0.00	0.00	0.00	0.00	0.00		

Account No/Name/Address	Cad No/Property Descr.	Over 65	Yes
600-000-302-1316	6000003021316	Veteran	No
		Installation Code	N

Year	Stmt Date	Delq Date	Code	Taxes	Penalties	Payments	Due Feb, 2024		Due Mar, 2024		Due Apr, 2024	
							Del. P&I	Due	Del. P&I	Due	Del. P&I	Due
2023	10/15/2023	2/1/2024		525.14	0.00	325.00	14.01	214.15	18.01	218.15	22.02	222.16
	Payment Date	Payment Amt		Escrow	Taxes	Penalties	Del. P&I	Atty Fees	Other Fees	Refund		
	2/15/2024	325.00		0.00	325.00	0.00	0.00	0.00	0.00	0.00		

Account No/Name/Address	Cad No/Property Descr.	Over 65	Yes
600-000-302-1318	6000003021318	Veteran	No
		Installation Code	N

Year	Stmt Date	Delq Date	Code	Taxes	Penalties	Payments	Due Feb, 2024		Due Mar, 2024		Due Apr, 2024	
							Del. P&I	Due	Del. P&I	Due	Del. P&I	Due
2023	10/15/2023	2/1/2024		387.12	0.00	0.00	27.10	414.22	34.84	421.96	42.58	429.70

Account No/Name/Address	Cad No/Property Descr.	Over 65	Yes
600-000-302-1327	6000003021327	Veteran	No
		Installation Code	N

Year	Stmt Date	Delq Date	Code	Taxes	Penalties	Payments	Due Feb, 2024		Due Mar, 2024		Due Apr, 2024	
							Del. P&I	Due	Del. P&I	Due	Del. P&I	Due
2023	10/15/2023	2/1/2024		359.66	0.00	0.00	25.18	384.84	32.37	392.03	39.56	399.22

Account No/Name/Address	Cad No/Property Descr.	Over 65	Yes
600-000-302-1532	6000003021532	Veteran	No
		Installation Code	N

Year	Stmt Date	Delq Date	Code	Taxes	Penalties	Payments	Due Feb, 2024		Due Mar, 2024		Due Apr, 2024	
							Del. P&I	Due	Del. P&I	Due	Del. P&I	Due
2023	10/15/2023	2/1/2024		252.02	0.00	0.00	17.64	269.66	22.68	274.70	27.72	279.74

Account No/Name/Address	Cad No/Property Descr.	Over 65	Yes
600-000-302-1649	6000003021649	Veteran	No
		Installation Code	N

Year	Stmt Date	Delq Date	Code	Taxes	Penalties	Payments	Due Feb, 2024		Due Mar, 2024		Due Apr, 2024	
							Del. P&I	Due	Del. P&I	Due	Del. P&I	Due
2023	10/15/2023	2/1/2024		320.97	0.00	0.00	22.47	343.44	28.89	349.86	35.31	356.28

Account No/Name/Address	Cad No/Property Descr.	Over 65	Yes
600-000-302-1664	6000003021664	Veteran	No
		Installation Code	N

Year	Stmt Date	Delq Date	Code	Taxes	Penalties	Payments	Due Feb, 2024		Due Mar, 2024		Due Apr, 2024	
							Del. P&I	Due	Del. P&I	Due	Del. P&I	Due
2023	10/15/2023	2/1/2024	L	267.95	0.00	0.00	61.77	329.72	67.93	335.88	74.08	342.03
	Lawsuit: 12/6/2023											
2022	10/17/2022	2/1/2023	L	239.44	0.00	0.00	119.72	359.16	122.59	362.03	125.47	364.91
	Lawsuit: 12/6/2023											
	Totals			507.39	0.00	0.00	181.49	688.88	190.52	697.91	199.55	706.94

Account No/Name/Address				Cad No/Property Descr.				Over 65 Veteran Installment Code		No No N		
Year	Stmt Date	Delq Date	Code	Taxes	Penalties	Payments	Due Feb, 2024		Due Mar, 2024		Due Apr, 2024	
							Del. P&I	Due	Del. P&I	Due	Del. P&I	Due
2023	10/15/2023	2/1/2024	L	320.97	0.00	0.00	73.99	394.96	81.37	402.34	88.75	409.72
Lawsuit: 2/19/2024												
2022	10/17/2022	2/1/2023	L	280.23	0.00	0.00	140.12	420.35	143.48	423.71	146.84	427.07
Lawsuit: 2/19/2024												
Totals				601.20	0.00	0.00	214.11	815.31	224.85	826.05	235.59	836.79

Account No/Name/Address				Cad No/Property Descr.				Over 65 Veteran Installment Code		No No N		
Year	Stmt Date	Delq Date	Code	Taxes	Penalties	Payments	Due Feb, 2024		Due Mar, 2024		Due Apr, 2024	
							Del. P&I	Due	Del. P&I	Due	Del. P&I	Due
2023	10/15/2023	2/1/2024		488.37	0.00	0.00	34.19	522.56	43.95	532.32	53.72	542.09

Account No/Name/Address				Cad No/Property Descr.				Over 65 Veteran Installment Code		No No N		
Year	Stmt Date	Delq Date	Code	Taxes	Penalties	Payments	Due Feb, 2024		Due Mar, 2024		Due Apr, 2024	
							Del. P&I	Due	Del. P&I	Due	Del. P&I	Due
2023	10/15/2023	2/1/2024		338.56	0.00	0.00	23.70	362.26	30.47	369.03	37.24	375.80

Account No/Name/Address				Cad No/Property Descr.				Over 65 Veteran Installment Code		No No N		
Year	Stmt Date	Delq Date	Code	Taxes	Penalties	Payments	Due Feb, 2024		Due Mar, 2024		Due Apr, 2024	
							Del. P&I	Due	Del. P&I	Due	Del. P&I	Due
2023	10/15/2023	2/1/2024		520.90	0.00	0.00	36.46	557.36	46.88	567.78	57.30	578.20

Account No/Name/Address				Cad No/Property Descr.				Over 65 Veteran Installment Code		No No N		
Year	Stmt Date	Delq Date	Code	Taxes	Penalties	Payments	Due Feb, 2024		Due Mar, 2024		Due Apr, 2024	
							Del. P&I	Due	Del. P&I	Due	Del. P&I	Due
2023	10/15/2023	2/1/2024		228.01	0.00	0.00	15.96	243.97	20.52	248.53	25.08	253.09

Account No/Name/Address				Cad No/Property Descr.				Over 65 Veteran Installment Code		No No N		
Year	Stmt Date	Delq Date	Code	Taxes	Penalties	Payments	Due Feb, 2024		Due Mar, 2024		Due Apr, 2024	
							Del. P&I	Due	Del. P&I	Due	Del. P&I	Due
2023	10/15/2023	2/1/2024		342.60	0.00	0.00	23.98	366.58	30.83	373.43	37.69	380.29

Account No/Name/Address				Cad No/Property Descr.				Over 65 Veteran Installment Code		No No N		
Year	Stmt Date	Delq Date	Code	Taxes	Penalties	Payments	Due Feb, 2024		Due Mar, 2024		Due Apr, 2024	
							Del. P&I	Due	Del. P&I	Due	Del. P&I	Due
2023	10/15/2023	2/1/2024		342.96	0.00	0.00	24.01	366.97	30.87	373.83	37.73	380.69

Account No/Name/Address				Cad No/Property Descr.		Over 65	No
600-000-302-3580						Veteran	No
						Installment Code	N

Year	Stmt Date	Delq Date	Code	Taxes	Penalties	Payments	Due Feb, 2024		Due Mar, 2024		Due Apr, 2024	
							Del. P&I	Due	Del. P&I	Due	Del. P&I	Due
2023	10/15/2023	2/1/2024		249.78	0.00	0.00	17.48	267.26	22.48	272.26	27.48	277.26

Account No/Name/Address				Cad No/Property Descr.		Over 65	No
600-000-302-3592				6000003023592		Veteran	No
						Installment Code	N

Year	Stmt Date	Delq Date	Code	Taxes	Penalties	Payments	Due Feb, 2024		Due Mar, 2024		Due Apr, 2024	
							Del. P&I	Due	Del. P&I	Due	Del. P&I	Due
2023	10/15/2023	2/1/2024		353.39	0.00	0.00	24.74	378.13	31.81	385.20	38.87	392.26

Account No/Name/Address				Cad No/Property Descr.		Over 65	No
600-000-302-7430				6000003027430		Veteran	No
						Installment Code	N

Year	Stmt Date	Delq Date	Code	Taxes	Penalties	Payments	Due Feb, 2024		Due Mar, 2024		Due Apr, 2024	
							Del. P&I	Due	Del. P&I	Due	Del. P&I	Due
2023	10/15/2023	2/1/2024		486.89	0.00	0.00	34.08	520.97	43.82	530.71	53.56	540.45

Account No/Name/Address				Cad No/Property Descr.		Over 65	No
600-000-302-8020				6000003028020		Veteran	No
						Installment Code	N


Year	Stmt Date	Delq Date	Code	Taxes	Penalties	Payments	Due Feb, 2024		Due Mar, 2024		Due Apr, 2024	
							Del. P&I	Due	Del. P&I	Due	Del. P&I	Due
2023	10/15/2023	2/1/2024		381.80	0.00	0.00	26.73	408.53	34.36	416.16	42.00	423.80

Account No/Name/Address		Cad No/Property Descr.								
<u>Jurisdiction Totals</u>										
<u>Year</u>	<u>Tax Levy</u>	<u>Base Taxes Due</u>	<u>Penalties Due</u>	<u>Del. P&amp;I Due</u>	<u>Atty Fee Due</u>	<u>Escrow Amt</u>	<u>Total Due</u>	<u>Count</u>	<u>% Collected</u>	
2005	893.90	0.00	0.00	0.00	0.00	0.00	0.00	0	100.00%	
2006	881,525.70	0.00	0.00	0.00	0.00	0.00	0.00	0	100.00%	
2007	1,312,865.17	0.00	0.00	0.00	0.00	0.00	0.00	0	100.00%	
2008	1,354,413.58	0.00	0.00	0.00	0.00	0.00	0.00	0	100.00%	
2009	1,366,160.65	0.00	0.00	0.00	0.00	0.00	0.00	0	100.00%	
2010	1,478,922.25	0.00	0.00	0.00	0.00	0.00	0.00	0	100.00%	
2011	1,486,215.61	0.00	0.00	0.00	0.00	0.00	0.00	0	100.00%	
2012	1,431,153.41	0.00	0.00	0.00	0.00	0.00	0.00	0	100.00%	
2013	1,568,865.55	0.00	0.00	0.00	0.00	0.00	0.00	0	100.00%	
2014	1,653,685.21	0.00	0.00	0.00	0.00	0.00	0.00	0	100.00%	
2015	1,938,127.34	0.00	0.00	0.00	0.00	0.00	0.00	0	100.00%	
2016	2,278,221.54	681.81	0.00	661.35	268.64	0.00	1,611.80	2	99.97%	
2017	2,359,586.55	1,065.54	0.00	732.19	261.31	0.00	2,059.04	4	99.95%	
2018	2,259,560.62	8,116.44	7.57	5,788.82	2,707.86	0.00	16,620.69	7	99.64%	
2019	2,446,284.98	2,337.41	9.26	1,032.59	439.75	0.00	3,819.01	11	99.90%	
2020	2,627,026.99	4,901.98	156.86	2,182.44	1,244.55	0.00	8,485.83	18	99.81%	
2021	2,601,042.08	7,000.58	217.83	2,087.34	1,304.78	0.00	10,610.53	33	99.73%	
2022	2,770,757.96	12,746.65	353.18	2,931.22	2,591.41	0.00	18,622.46	49	99.54%	
2023	3,009,455.48	106,373.63	315.05	6,791.64	703.01	0.00	114,183.33	215	96.47%	
		143,224.04	1,059.75	22,207.59	9,521.31	0.00	176,012.69	339		



**HARRIS COUNTY UTILITY DISTRICT NO. 16  
DELINQUENT TAX REPORT**

**March 5, 2024**

**ACTION ITEM**

<b><u>PROPERTY OWNER</u></b>	<b>ACCOUNT NO.</b>	<b>BASE AMOUNT DUE</b>	<b>STATUS</b>
	6000001011833	2022 - \$114.11 2023 - \$131.65	HCAD previously had this account under the name of Jamie Elizondo. The title to the mobile home shows that the mobile home was sold to Maria Eva Lopez on 01/23/2013 (also the water service is in the name of Ms. Lopez). HCAD recently changed the ownership name on the account from Jamie Elizondo to Ms. Lopez. Three demand letters were sent to Ms. Lopez on 08/19/23, 11/15/23 and 01/11/24 to notify her of the delinquent taxes due. Also, the water company placed a door tag advising that the water will be terminated if the taxes are not paid. To date, the taxes remain unpaid. <b>THIS ACCOUNT IS ELIGIBLE FOR WATER TERMINATION (WATER SERVICE IS IN THE NAME OF MARIA EVA LOPEZ). PLEASE ADVISE IF WATER CAN BE TERMINATED FOR NON-PAYMENT OF TAXES.</b>

**REAL PROPERTY ACCOUNTS**


<b><u>PROPERTY OWNER</u></b>	<b>ACCOUNT NO.</b>	<b>BASE AMOUNT DUE</b>	<b>STATUS</b>
	125-529-002-0002	2022 - \$957.71 2023 - \$1,211.03	Lawsuit filed.
	125-530-001-0034	2019 - \$1,488.77 2020 - \$1,556.77 2021 - \$1,534.53 2022 - \$1,475.15 2023 - \$1,550.00	Lawsuit filed. Trial set for 04/05/24.

<u>PROPERTY OWNER</u>	<u>ACCOUNT NO.</u>	<u>BASE AMOUNT DUE</u>	<u>STATUS</u>
[REDACTED]	140-061-001-0007	2022 - \$1.12 2023 - \$1.07	No response to demand letters. Will continue collection efforts, but will postpone filing a lawsuit at this time unless otherwise instructed (amounts due under \$200.00).
	140-061-003-0016	2022 - \$8.25 2023 - \$7.88	

**MOBILE HOME ACCOUNTS**


<u>PROPERTY OWNER</u>	<u>ACCOUNT NO.</u>	<u>BASE AMOUNT DUE</u>	<u>STATUS</u>
[REDACTED]	6000001013942	2022 - \$126.82 2023 - \$144.35	Lawsuit filed.
	6000000891055	2022 - \$200.04 2023 - \$229.42	Lawsuit filed.
	6000000921531	2022 - \$137.01 2023 - \$158.45	Lawsuit filed. Default judgment hearing set for 03/26/24.
	6000002016410	2022 - \$133.42 2023 - \$157.64	Lawsuit filed.
	6000003012000	2022 - \$123.89 2023 - \$141.02	Lawsuit filed. Default judgment hearing set for 03/08/24.
	6000003021664	2022 - \$280.23 2023 - \$267.95	Lawsuit filed.
	6000003012346	2020 - \$179.25 2021 - \$160.63 2022 - \$155.97 2023 - \$175.57	Lawsuit filed.
	6000001013934	2021 - \$169.66 2022 - \$164.75 2023 - \$194.15	Lawsuit filed.
	6000003014455	2020 - \$199.15 2021 - \$188.22 2022 - \$182.76 2023 - \$208.77	Lawsuit filed. Default judgment hearing held. Waiting on Judge to sign Judgment.




<b><u>PROPERTY OWNER</u></b>	<b>ACCOUNT NO.</b>	<b>BASE AMOUNT DUE</b>	<b>STATUS</b>
	6000000927455	2020 - \$197.02 2021 - \$174.85 2022 - \$169.78 2023 - \$195.32	Lawsuit filed. Default judgment hearing held. Waiting on Judge to sign Judgment.
	6000003021949	2022 - \$280.23 2023 - \$320.97	Lawsuit filed.
	6000003018282	2022 - \$231.29	Property owner filed a correction with HCAD (mobile home moved from the District on 07/05/19)
	6000001013903	2022 - \$137.59 2023 - \$162.75	Lawsuit filed.
	6000003017158	2022 - \$210.90	Lawsuit filed.
	6000003019976	2022 - \$250.54	Lawsuit filed.
	6000003012361	2021 - \$207.94 2022 - \$201.91 2023 - \$239.46	Taxpayer left the District in October 2014. HCAD lists two different mobile homes at the same property address. Filed request with HCAD to have this account deleted.
	6000003013596	2021 - \$108.32 2022 - \$105.18 2023 - \$117.39	Having trouble locating an agent for this company. Found a possible address for this company. Another demand letter has been sent.
	6000003015022	2021 - \$189.97	HCAD correction filed.
	6000001046445	2017 - \$239.90	Having trouble locating Ms. Romero (she left the District on 01/02/18 and a current address has not been found).
6000003017837	2020 - \$44.08 2021 - \$39.50 2022 - \$38.36 2023 - \$51.81	Property owner filed a correction with HCAD.	

**DEFERRAL ACCOUNTS (ELDERLY OR DISABLED PERSONS)**

Section 33.06 of the Texas Property Tax Code states an individual is entitled to defer collection of a tax, abate a suit to collect a delinquent tax, or abate a sale to foreclose a tax lien if the individual is 65 years of age or older or is disabled. Once a deferral is granted, a taxing unit may not file suit to collect delinquent taxes on the property and the property may not be sold at a sale to foreclose the tax lien until the 181st day after the date the individual no longer owns and occupies the property as a residence homestead.

<b><u>PROPERTY OWNER</u></b>	<b><u>ACCOUNT NO.</u></b>	<b><u>BASE AMOUNT DUE</u></b>	<b><u>STATUS</u></b>
	130-652-001-0003	2022-2023 - \$2,452.66	Tax deferral.
	125-529-001-0058	2021-2023 - \$2,721.85	Tax deferral.
	6000001046074	2019-2023 - \$1,277.47	Tax deferral.
	6000003020080	2019-2023 - \$1,188.35	Tax deferral.
	6000003018956	2015-2023 - \$2,111.93	Tax deferral.


**PERSONAL PROPERTY ACCOUNTS**

<b><u>PROPERTY OWNER</u></b>	<b><u>ACCOUNT NO.</u></b>	<b><u>BASE AMOUNT DUE</u></b>	<b><u>STATUS</u></b>
	2292126	2020 - \$66.27 2021 - \$59.38 2022 - \$632.21	Lawsuit filed.
	2317348	2021 - \$108.90 2022 - \$877.20	Lawsuit filed.
	2358580	2021 - \$45.52 2022 - \$174.39	Lawsuit filed. Default judgment hearing set for 03/26/24.
	2392410	2021 - \$391.66 2022 - \$446.62	Property owner filed for bankruptcy. A Proof of Claim has been filed.
	2297646	2019 - \$30.76 2020 - \$29.24	The 2023 taxes have now gone delinquent. Another demand letter has been sent.

<u>PROPERTY OWNER</u>	<u>ACCOUNT NO.</u>	<u>BASE AMOUNT DUE</u>	<u>STATUS</u>
		2021 - \$26.20 2022 - \$25.44 2023 - \$24.30	

**PERSONAL PROPERTY ACCOUNTS UNDER \$200.00 (TOTAL)**

**No response to demand letters. Will continue collection efforts, but will postpone filing a lawsuit at this time unless otherwise instructed (amounts due under \$200.00).**

<u>PROPERTY OWNER</u>	<u>ACCOUNT NO.</u>	<u>BASE AMOUNT DUE</u>	<u>STATUS</u>
	2074494	2022 - \$20.13	No response to demand letters. This account not billed after 2022. Will continue collection efforts, but will postpone filing a lawsuit at this time unless otherwise instructed (amounts due under \$200.00).
	2157637	2018 - \$26.17 2019 - \$18.23 2020 - \$20.16 2022 - \$17.54	No response to demand letters. HCAD has removed the vehicle(s) from this account and has deleted the account for 2023. Will continue collection efforts, but will postpone filing a lawsuit at this time unless otherwise instructed (amounts due under \$200.00).
	2224037	2021 - \$56.10 2022 - \$44.42 2023 - \$20.80	No response to demand letters. Will continue collection efforts, but will postpone filing a lawsuit at this time unless otherwise instructed (amounts due under \$200.00).
	2243531	2020 - \$40.04	No response to demand letters. The vehicle for this account was a 2011 Peterbilt tractor truck. Per HCAD, the vehicle was sold 07/21. Account is not active after 2020.
	2295398 2295399	2021 - \$30.82 2022 - \$17.95 2023 - \$18.45 2021 - \$7.75 2022 - \$7.52 2023 - \$7.19	No response to demand letters. Will continue collection efforts, but will postpone filing a lawsuit at this time unless otherwise instructed (amounts due under \$200.00).


<u>PROPERTY OWNER</u>	<u>ACCOUNT NO.</u>	<u>BASE AMOUNT DUE</u>	<u>STATUS</u>
	2315418	2021 - \$32.64 2020 - \$22.80	No response to demand letters. The 2023 tax year has been zeroed out. Will continue collection efforts, but will postpone filing a lawsuit at this time unless otherwise instructed (amounts due under \$200.00).
	2366926	2021 - \$32.12 2022 - \$28.07	No response to demand letters. HCAD has removed the vehicle(s) from this account and has deleted the account for 2023. Will continue collection efforts, but will postpone filing a lawsuit at this time unless otherwise instructed (amounts due under \$200.00).
	2391003	2021 - \$8.94	No response to demand letters. The 2022 tax year has been zeroed out. Will continue collection efforts, but will postpone filing a lawsuit at this time unless otherwise instructed (amounts due under \$200.00).

### JUDGMENTS

A lawsuit was filed on the account listed below and a Judgment was entered against the taxpayer. A Judgment is a court order that is the decision in the lawsuits. Once a Judgment is entered, if the personal property associated with the tax account is still in the possession of the taxpayer, a Writ of Execution can be issued by the court which allows a sheriff or constable to seize the assets which will then be sold to pay the taxes.

If the personal property is no longer in the possession of the taxpayer, an Abstract of Judgment is filed with the County Clerk's office. The purpose of an Abstract of Judgment is to create a public record and create a lien on any real estate property owned or later acquired by the defendant located in the county in which the abstract of judgment is recorded.

<u>PROPERTY OWNER</u>	<u>ACCOUNT NO.</u>	<u>BASE AMOUNT DUE</u>	<u>STATUS</u>
	2221931	2017-2022 - \$706.50	Judgment entered. A Writ was issued and a constable made demand for payment to the taxpayer. No payment was made. There was no non-exempt property that could be seized so the Writ was returned to court. Abstract of Judgment filed with the County Clerk's office.
	2159759 2197386	2018-2022 - \$131.66 2018-2023 - \$11,621.42	Judgment entered. A Writ was issued and a constable went to the property address at 929 Airtex. Constable advised that this company is no longer at this location. Abstract of Judgment filed with the County Clerk's office.
	6000000927460	2018-2023 - \$1,629.51	Judgment entered. Abstract of Judgment filed with the County Clerk's office.
	6000000890945	2016-2017 - \$667.40	Judgment entered. Abstract of Judgment filed with the County Clerk's office.

<u>PROPERTY OWNER</u>	<u>ACCOUNT NO.</u>	<u>BASE AMOUNT DUE</u>	<u>STATUS</u>
	6000000890985	2019 - \$311.07	Judgment entered. Property owner is no longer in the District and the whereabouts of the mobile home are unknown. Abstract of Judgment filed with the County Clerk's office.
	2069743	2018 - \$49.53 2019 - \$43.64 2020 - \$37.34 2021 - \$30.11 2022 - \$28.80	Judgment entered. This is a vehicle business personal property account. According to the DMV records, the vehicle is no longer owned by the taxpayer. HCAD has deleted the account for 2023. Abstract of Judgment filed with the County Clerk's office.



**MUNICIPAL ACCOUNTS  
& CONSULTING, L.P.**

**Bookkeeper's Report | March 8, 2024**

**Harris County Utility  
District No. 16**



**WEBSITE**

[www.municipalaccounts.com](http://www.municipalaccounts.com)



**ADDRESS**

1281 Brittmoores Road  
Houston, Texas 77043



**CONTACT**

Phone: 713.623.4539  
Fax: 713.629.6859

THIS PAGE INTENTIONALLY LEFT BLANK

# Harris County Utility District No. 16

BOOKKEEPER'S REPORT | 03/08/2024



## Spotlight On Wholesale Water Providers

In the State of Texas, Groundwater Reduction Plans, Conservation Districts and River & Water Authorities, have been created to assist in converting the area within their boundaries from using groundwater to predominantly surface water in order to combat subsidence and to protect aquifers and natural water resources. These providers acquire, develop and deliver a long-term supply of potable surface water to their users. Their primary assignment is to develop and implement a strategy that requires a reduction in groundwater usage & promotes conservation. In general, these providers are not taxing entities, as such, funding for the future water supply, and the infrastructure through which to deliver it, is being accomplished through the sale of revenue bonds, and paid for by revenues generated by groundwater pumpage fees and surface water sales. Over the last 10 years, these fees have become one of the largest expenses of Special Purpose Districts.

### Provider water costs per 1,000 gallons

Central Harris County Regional Water Authority	North Fort Bend Water Authority	North Harris County Regional Water Authority	West Harris County Regional Water Authority
<b>Pumped Water</b> \$3.26	<b>Pumped Water</b> \$4.55	<b>Pumped Water</b> \$3.60	<b>Pumped Water</b> \$3.95
<b>Surface Water</b> \$3.60	<b>Surface Water</b> \$4.90	<b>Surface Water</b> \$4.05	<b>Surface Water</b> \$4.35

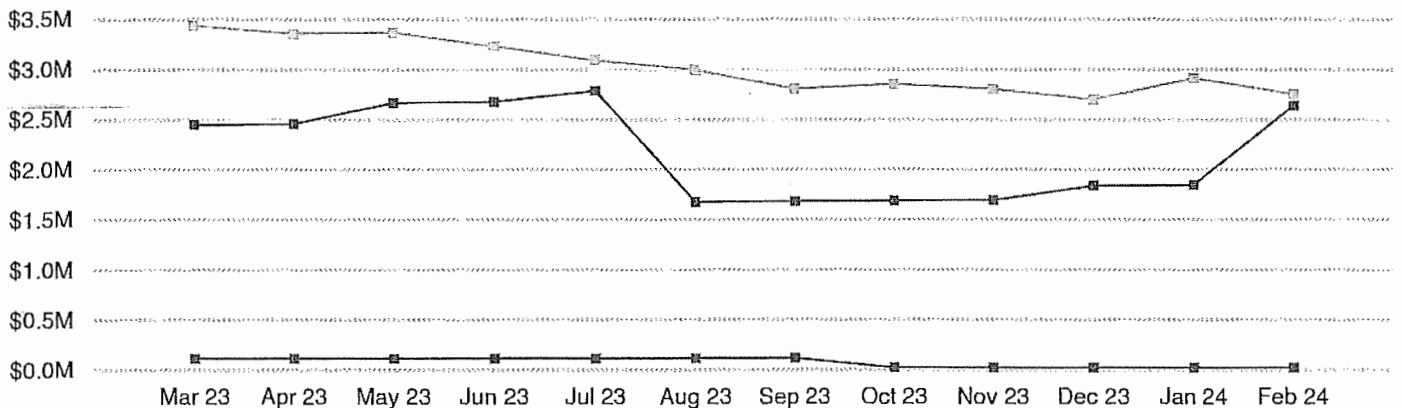
\*Water costs are the latest available rates from the individual Providers.

### Account Balance | As of 03/08/2024

General Operating	Capital Projects	Debt Service
\$2,579,041	\$23,244	\$2,638,679

**Total For All Accounts: \$5,240,963**

### Account Balance By Month | March 2023 - February 2024





# Monthly Financial Summary - General Operating Fund

Harris County UD No. 16 - GOF

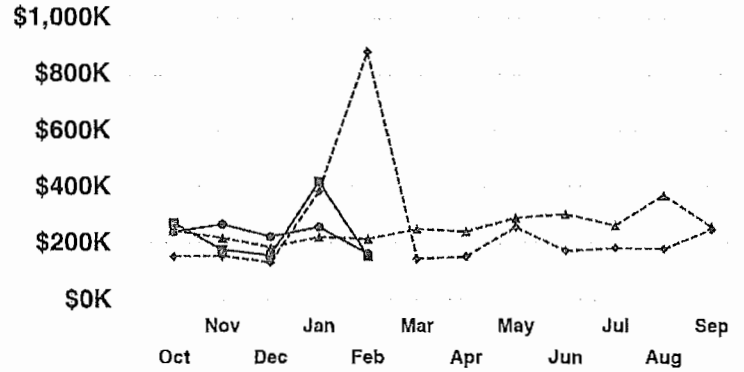


## Account Balance Summary

<b>Balance as of 02/10/2024</b>	<b>\$2,650,722</b>
Receipts	445,548
Disbursements	(517,229)
<b>Balance as of 03/08/2024</b>	<b>\$2,579,041</b>

## Overall Revenues & Expenditures By Month (Year to Date)

—●— Current Year Revenues      - - - Prior Year Revenues  
—■— Current Year Expenditures      - - - Prior Year Expenditures



## February 2024

### Revenues

Actual	Budget	Over/(Under)
\$155,287	\$1,104,489	(\$949,202)

### Expenditures

Actual	Budget	Over/(Under)
\$162,524	\$240,575	(\$78,051)

## October 2023 - February 2024 (Year to Date)

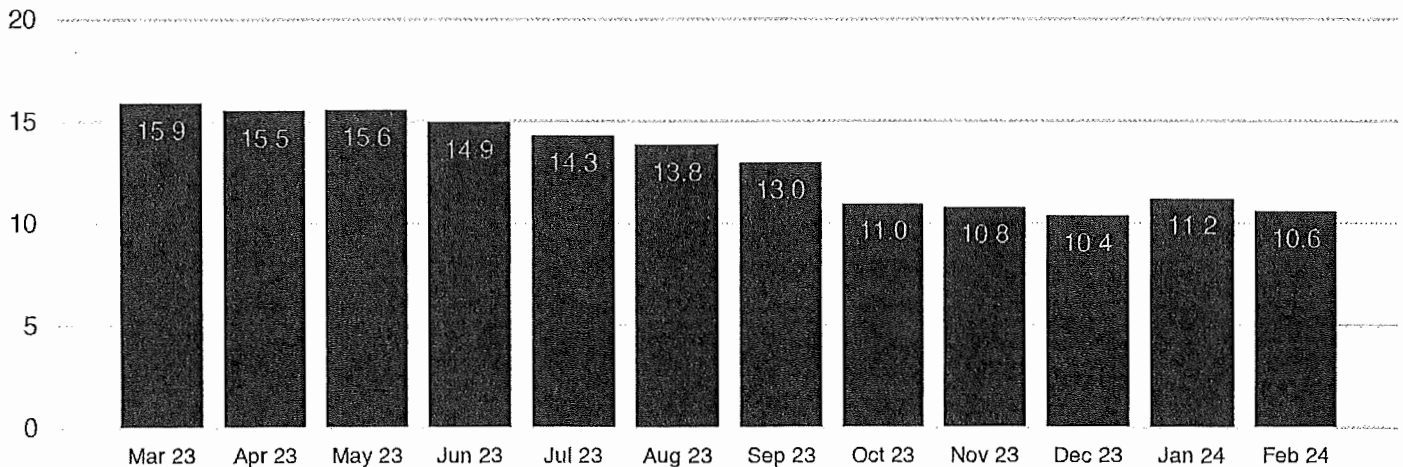
### Revenues

Actual	Budget	Over/(Under)
\$1,182,201	\$1,974,620	(\$792,419)

### Expenditures

Actual	Budget	Over/(Under)
\$1,155,096	\$1,287,486	(\$132,390)

## Operating Fund Reserve Coverage Ratio (In Months)



# Cash Flow Report - Checking Account

Harris County UD No. 16 - GOF



Number	Name	Memo	Amount	Balance
<b>Balance as of 02/10/2024</b>				<b>\$14,977.02</b>
<b>Receipts</b>				
	Transfer from Lockbox Account		149,751.57	
	Unclaimed Property		1,094.43	
	Transfer from Money Market		130,000.00	
<b>Total Receipts</b>				<b>\$280,846.00</b>
<b>Disbursements</b>				
10897	CHCRWA	Pumpage Fees	(44,573.49)	
10923	Texas Commission on Environmental Quality	Revenue & Regulatory Assessment	(5,416.89)	
10924	Accelerated Solutions Group	Customer Refund	(423.65)	
10925	Ali Saifuddin	Customer Refund	(86.62)	
10926	Debbie Chappel	Customer Refund	(77.84)	
10927	Eric Brown	Customer Refund	(38.73)	
10928	Felice Hayes	Customer Refund	(63.24)	
10929	Genesis Deleon	Customer Refund	(36.51)	
10930	Joel Perez	Customer Refund	(79.32)	
10931	Michael Washington	Customer Refund	(64.33)	
10932	Natalie Corral	Customer Refund	(96.35)	
10933	Scott Caskey	Customer Refund	(63.37)	
10934	Association of Water Board Directors	Conference Registration	(225.00)	
10935	B&A Municipal Tax Service	SB 2 & HB 1154 Compliance	(375.00)	
10936	Best Trash LLC	Garbage Expense	(34,414.84)	
10937	Harris County Treasurer	Security Expense	(6,790.00)	
10938	Inframark LLC	Maintenance & Operations	(84,127.80)	
10939	Marks Richardson PC	Legal Fees	(5,259.43)	
10940	Municipal Accounts & Consulting, L.P.	Bookkeeping Fees	(4,520.29)	
10941	Preventive Services, L.P.	Maintenance and Storm Water Quality	(12,692.16)	
10942	Reliant	Utilities Expense	(7,977.91)	
10943	Seaback Maintenance Inc.	Mowing Expense	(504.00)	
10944	Touchstone District Services, LLC	District Alert System	(3,556.00)	
10945	Burke Engineering, LLC	Engineering Fees	(14,546.82)	
10946	AT&T	Telephone Expense	0.00	
10947	CenterPoint Energy	Utility Expense	0.00	
10948	CHCRWA	Pumpage Fees	0.00	
Payroll	Marilyn Daniel.	Fees of Office 01/19-01/21; 01/26; 02/02;	(2,575.68)	
Payroll	Manny Mones.	Fees of Office 01/19-01/21; 01/26; 02/02;	(2,844.53)	
Payroll	Patricia A. Tope.	Fees of Office 01/19-01/21; 01/26; 02/02;	(1,300.22)	
Payroll	Susan Wescott.	Fees of Office 01/19-01/21; 01/26; 02/02;	(2,610.65)	
Payroll	Michele Z. Womack.	Fees of Office 01/26 & 02/02/2024	(408.19)	
Payroll	HR&P, Inc.	Payroll Administration Fee	(50.00)	
Payroll	United States Treasury	Payroll Tax	(915.07)	

# Cash Flow Report - Checking Account

Harris County UD No. 16 - GOF



Number	Name	Memo	Amount	Balance
<b>Disbursements</b>				
Svc Chg	Central Bank	Service Charge	(5.00)	
<b>Total Disbursements</b>				<b>(\$236,718.93)</b>
<b>Balance as of 03/08/2024</b>				<b>\$59,104.09</b>

# Cash Flow Report - Operator Account

Harris County UD No. 16 - GOF



Number	Name	Memo	Amount	Balance
<b>Balance as of 02/10/2024</b>				<b>\$10,822.51</b>
<b>Receipts</b>				
	Accounts Receivable		97,338.08	
	Accounts Receivable		59,777.16	
<b>Total Receipts</b>				<b>\$157,115.24</b>
<b>Disbursements</b>				
Rtn Ck	Central Bank	Customer Returned Checks	(613.20)	
Svc Chg	Central Bank	Service Charge	(5.00)	
Svc Chg	Central Bank	T-Tech Fees	(140.00)	
Sweep	Central Bank	Transfer to Checking Account	(149,751.57)	
<b>Total Disbursements</b>				<b>(\$150,509.77)</b>
<b>Balance as of 03/08/2024</b>				<b>\$17,427.98</b>

# Actual vs. Budget Comparison

Harris County UD No. 16 - GOF



	February 2024			October 2023 - February 2024			Annual Budget
	Actual	Budget	Over/ (Under)	Actual	Budget	Over/ (Under)	
<b>Revenues</b>							
<b>Water Revenue</b>							
14101 Water- Customer Service Revenue	47,997	29,550	18,447	244,231	171,390	72,841	591,000
14102 Water Authority Revenue	46,340	31,520	14,820	241,044	182,816	58,228	630,400
14105 Connection Fees	777	500	277	2,775	2,500	275	6,000
<b>Total Water Revenue</b>	<b>95,115</b>	<b>61,570</b>	<b>33,545</b>	<b>488,050</b>	<b>356,706</b>	<b>131,344</b>	<b>1,227,400</b>
<b>Wastewater Revenue</b>							
14201 Wastewater-Customer Service Rev	42,654	43,558	(905)	214,894	217,792	(2,898)	522,700
<b>Total Wastewater Revenue</b>	<b>42,654</b>	<b>43,558</b>	<b>(905)</b>	<b>214,894</b>	<b>217,792</b>	<b>(2,898)</b>	<b>522,700</b>
<b>Property Tax Revenue</b>							
14301 Maintenance Tax Collections	0	978,889	(978,889)	268,031	1,297,764	(1,029,733)	1,489,500
<b>Total Property Tax Revenue</b>	<b>0</b>	<b>978,889</b>	<b>(978,889)</b>	<b>268,031</b>	<b>1,297,764</b>	<b>(1,029,733)</b>	<b>1,489,500</b>
<b>Tap Connection Revenue</b>							
14502 Inspection Fees	25	25	0	125	125	0	300
<b>Total Tap Connection Revenue</b>	<b>25</b>	<b>25</b>	<b>0</b>	<b>125</b>	<b>125</b>	<b>0</b>	<b>300</b>
<b>Administrative Revenue</b>							
14702 Penalties & Interest	9,906	7,542	2,365	56,469	37,708	18,761	90,500
<b>Total Administrative Revenue</b>	<b>9,906</b>	<b>7,542</b>	<b>2,365</b>	<b>56,469</b>	<b>37,708</b>	<b>18,761</b>	<b>90,500</b>
<b>Interest Revenue</b>							
14801 Interest Earned on Checking	0	5	(5)	67	25	42	60
14802 Interest Earned on Temp. Invest	7,586	12,833	(5,247)	58,608	64,167	(5,558)	154,000
<b>Total Interest Revenue</b>	<b>7,586</b>	<b>12,838</b>	<b>(5,252)</b>	<b>58,675</b>	<b>64,192</b>	<b>(5,516)</b>	<b>154,060</b>
<b>Other Revenue</b>							
15801 Miscellaneous Income	0	67	(67)	0	333	(333)	800
<b>Total Other Revenue</b>	<b>0</b>	<b>67</b>	<b>(67)</b>	<b>0</b>	<b>333</b>	<b>(333)</b>	<b>800</b>
<b>Total Revenues</b>	<b>155,287</b>	<b>1,104,489</b>	<b>(949,202)</b>	<b>1,086,244</b>	<b>1,974,620</b>	<b>(888,376)</b>	<b>3,485,260</b>
<b>Expenditures</b>							
<b>Water Service</b>							
16101 Billing Service Fees - Water	0	7,617	(7,617)	30,284	38,083	(7,799)	91,400
16105 Maintenance & Repairs - Water	31,894	40,042	(8,148)	151,703	200,208	(48,505)	480,500
16107 Chemicals - Water	0	3,975	(3,975)	19,521	19,875	(354)	47,700
16108 Laboratory Expense - Water	0	500	(500)	9,809	2,500	7,309	6,000
16109 Mowing - Water	0	342	(342)	1,110	1,708	(598)	4,100
16110 Utilities - Water	3,535	4,025	(490)	19,624	20,125	(501)	48,300
16111 Reconnection Expense	0	300	(300)	1,416	1,500	(84)	3,600

# Actual vs. Budget Comparison

Harris County UD No. 16 - GOF



	February 2024			October 2023 - February 2024			Annual Budget
	Actual	Budget	Over/ (Under)	Actual	Budget	Over/ (Under)	
<b>Expenditures</b>							
<b>Water Service</b>							
16114 Telephone Expense - Water	0	58	(58)	241	292	(50)	700
16116 Permit Expense - Water	0	0	0	7,871	6,600	1,271	6,600
16117 TCEQ Regulatory Expense - Water	0	0	0	707	0	707	0
16119 Pumpage Fees	0	31,520	(31,520)	174,393	182,816	(8,423)	630,400
16120 Service Account Collection	567	3,875	(3,308)	24,623	19,375	5,248	46,500
<b>Total Water Service</b>	<b>35,996</b>	<b>92,253</b>	<b>(56,258)</b>	<b>441,302</b>	<b>493,083</b>	<b>(51,781)</b>	<b>1,365,800</b>
<b>Wastewater Service</b>							
16201 Billing Service Fees-Wastewater	0	7,908	(7,908)	31,248	39,542	(8,294)	94,900
16205 Maint & Repairs - Wastewater	18,465	23,225	(4,761)	66,625	116,125	(49,500)	278,700
16206 Maint & Repairs - Lift Station	3,205	4,692	(1,487)	19,012	23,458	(4,446)	56,300
16207 Chemicals - Wastewater	0	4,667	(4,667)	22,302	23,333	(1,031)	56,000
16208 Laboratory Expense - Wastewater	0	650	(650)	6,106	3,250	2,856	7,800
16209 Mowing - Wastewater	0	683	(683)	1,770	3,417	(1,647)	8,200
16210 Utilities - Wastewater	3,788	4,150	(362)	19,124	20,750	(1,626)	49,800
16211 Utilities - Lift Station	618	508	109	2,191	2,542	(350)	6,100
16212 Sludge Removal	8,385	8,385	0	37,975	37,975	0	83,600
16214 Telephone Expense - Wastewater	0	225	(225)	1,073	1,125	(52)	2,700
16217 TCEQ Regulatory Exp-Wastewater	0	0	0	707	0	707	0
<b>Total Wastewater Service</b>	<b>34,461</b>	<b>55,093</b>	<b>(20,633)</b>	<b>208,133</b>	<b>271,517</b>	<b>(63,384)</b>	<b>644,100</b>
<b>Garbage Service</b>							
16301 Garbage Expense	34,415	35,483	(1,068)	172,057	177,417	(5,360)	425,800
<b>Total Garbage Service</b>	<b>34,415</b>	<b>35,483</b>	<b>(1,068)</b>	<b>172,057</b>	<b>177,417</b>	<b>(5,360)</b>	<b>425,800</b>
<b>Storm Water Quality</b>							
16403 Detention Pond Maintenance	3,817	10,200	(6,383)	36,463	51,000	(14,537)	122,400
<b>Total Storm Water Quality</b>	<b>3,817</b>	<b>10,200</b>	<b>(6,383)</b>	<b>36,463</b>	<b>51,000</b>	<b>(14,537)</b>	<b>122,400</b>
<b>Tap Connection</b>							
16502 Inspection Expense	137	683	(546)	412	3,417	(3,005)	8,200
<b>Total Tap Connection</b>	<b>137</b>	<b>683</b>	<b>(546)</b>	<b>412</b>	<b>3,417</b>	<b>(3,005)</b>	<b>8,200</b>
<b>Parks &amp; Recreation Service</b>							
16601 Lakes/Parks Maintenance	8,875	8,875	0	45,875	44,375	1,500	106,500
16608 Utilities - Park	37	25	12	193	125	68	300
<b>Total Parks &amp; Recreation Service</b>	<b>8,912</b>	<b>8,900</b>	<b>12</b>	<b>46,068</b>	<b>44,500</b>	<b>1,568</b>	<b>106,800</b>
<b>Administrative Service</b>							
16701 Administrative Fees	22	383	(362)	406	1,917	(1,511)	4,600
16703 Legal Fees	4,429	5,000	(571)	26,974	25,000	1,974	60,000

# Actual vs. Budget Comparison

Harris County UD No. 16 - GOF



	February 2024			October 2023 - February 2024			Annual Budget
	Actual	Budget	Over/ (Under)	Actual	Budget	Over/ (Under)	
<b>Expenditures</b>							
<b>Administrative Service</b>							
16705 Auditing Fees	0	0	0	13,990	13,950	40	13,950
16706 Engineering Fees	10,544	5,417	5,127	42,870	27,083	15,787	65,000
16709 Election Expense	2,950	2,950	0	4,372	4,372	0	35,000
16710 Website Hosting	981	2,258	(1,277)	5,079	11,292	(6,213)	27,100
16712 Bookkeeping Fees	4,224	4,340	(116)	25,773	31,620	(5,847)	62,000
16714 Printing & Office Supplies	368	733	(366)	2,406	3,667	(1,260)	8,800
16716 Delivery Expense	51	33	18	185	167	19	400
16717 Postage	52	25	27	159	125	34	300
16718 Insurance & Surety Bond	0	0	0	894	894	0	20,400
16721 Meeting Expense	424	0	424	1,813	0	1,813	0
16723 Travel Expense	1,133	250	883	1,504	1,250	254	3,000
16724 Publication Expense (SB 622)	0	0	0	0	0	0	1,000
16728 Record Storage Fees	182	208	(27)	1,105	1,042	63	2,500
16731 Arbitrage Analysis	0	0	0	0	0	0	6,000
16736 Employee Development	6,041	5,590	451	8,024	7,731	293	14,200
<b>Total Administrative Service</b>	<b>31,401</b>	<b>27,188</b>	<b>4,212</b>	<b>135,555</b>	<b>130,109</b>	<b>5,446</b>	<b>324,250</b>
<b>Security Service</b>							
16801 Patrol Expense	6,790	6,790	0	33,950	33,950	0	81,480
<b>Total Security Service</b>	<b>6,790</b>	<b>6,790</b>	<b>0</b>	<b>33,950</b>	<b>33,950</b>	<b>0</b>	<b>81,480</b>
<b>Payroll Expense</b>							
17101 Payroll Expenses	5,746	2,975	2,771	14,807	14,875	(68)	35,700
17102 Payroll Administration	50	50	0	250	250	0	600
17103 Payroll Tax Expense	440	225	215	1,133	1,125	8	2,700
<b>Total Payroll Expense</b>	<b>6,236</b>	<b>3,250</b>	<b>2,986</b>	<b>16,190</b>	<b>16,250</b>	<b>(60)</b>	<b>39,000</b>
<b>Other Expense</b>							
17802 Miscellaneous Expense	360	733	(373)	2,388	3,667	(1,279)	8,800
<b>Total Other Expense</b>	<b>360</b>	<b>733</b>	<b>(373)</b>	<b>2,388</b>	<b>3,667</b>	<b>(1,279)</b>	<b>8,800</b>
<b>Total Expenditures</b>	<b>162,524</b>	<b>240,575</b>	<b>(78,051)</b>	<b>1,092,518</b>	<b>1,224,908</b>	<b>(132,390)</b>	<b>3,126,630</b>
<b>Total Revenues (Expenditures)</b>	<b>(7,237)</b>	<b>863,914</b>	<b>(871,151)</b>	<b>(6,274)</b>	<b>749,712</b>	<b>(755,986)</b>	<b>358,630</b>
<b>Other Revenues</b>							
<b>Extra Ordinary Revenue</b>							
15902 Transfer From Capital Projects	0	0	0	95,957	0	95,957	0
<b>Total Extra Ordinary Revenue</b>	<b>0</b>	<b>0</b>	<b>0</b>	<b>95,957</b>	<b>0</b>	<b>95,957</b>	<b>0</b>
<b>Total Other Revenues</b>	<b>0</b>	<b>0</b>	<b>0</b>	<b>95,957</b>	<b>0</b>	<b>95,957</b>	<b>0</b>

# Actual vs. Budget Comparison

Harris County UD No. 16 - GOF



	February 2024			October 2023 - February 2024			Annual Budget
	Actual	Budget	Over/ (Under)	Actual	Budget	Over/ (Under)	
<b>Other Expenditures</b>							
<b>Capital Outlay</b>							
17901 Capital Outlay	0	0	0	62,578	62,578	0	100,000
<b>Total Capital Outlay</b>	0	0	0	62,578	62,578	0	100,000
<b>Total Other Expenditures</b>	0	0	0	62,578	62,578	0	100,000
<b>Total Other Revenues (Expenditures)</b>	0	0	0	33,379	(62,578)	95,957	(100,000)
<b>Excess Revenues (Expenditures)</b>	(7,237)	863,914	(871,151)	27,105	687,134	(660,029)	258,630



# Balance Sheet as of 02/29/2024

Harris County UD No. 16 - GOF



<b>Assets</b>	
Bank	
11101 Cash in Bank	\$105,123
11102 Operator	17,428
Total Bank	<u>\$122,551</u>
Investments	
11201 Time Deposits	\$2,632,508
Total Investments	<u>\$2,632,508</u>
Receivables	
11301 Accounts Receivable	\$139,426
11303 Maintenance Tax Receivable	16,663
11304 Builder Damage Receivable	(894)
11305 Accrued Interest	29,176
Total Receivables	<u>\$184,372</u>
Interfund Receivables	
11401 Due From Capital Projects	\$8,006
11403 Due From Tax Account	16,074
Total Interfund Receivables	<u>\$24,080</u>
<b>Total Assets</b>	<b><u><u>\$2,963,511</u></u></b>
<b>Liabilities &amp; Equity</b>	
Liabilities	
Accounts Payable	
12101 Accounts Payable	\$128,588
Total Accounts Payable	<u>\$128,588</u>
Other Current Liabilities	
12201 Unclaimed Property	\$1,094
Total Other Current Liabilities	<u>\$1,094</u>
Deferrals	
12502 Deferred Inflows Property Taxes	\$16,663
Total Deferrals	<u>\$16,663</u>
Deposits	
12601 Customer Meter Deposits	\$210,860
12602 Deposits - Other	13,389
12605 Allowance For Doubtful Accounts	10,750
Total Deposits	<u>\$234,999</u>
<b>Total Liabilities</b>	<b><u>\$381,345</u></b>
Equity	
Unassigned Fund Balance	
13101 Unassigned Fund Balance	\$2,555,062
Total Unassigned Fund Balance	<u>\$2,555,062</u>

# Balance Sheet as of 02/29/2024

Harris County UD No. 16 - GOF



## Liabilities & Equity

Equity	
Net Income	\$27,105
<b>Total Equity</b>	<u>\$2,582,166</u>
<b>Total Liabilities &amp; Equity</b>	<u><u>\$2,963,511</u></u>

# Monthly Financial Summary - Capital Projects Fund

Harris County UD No. 16 - CPF

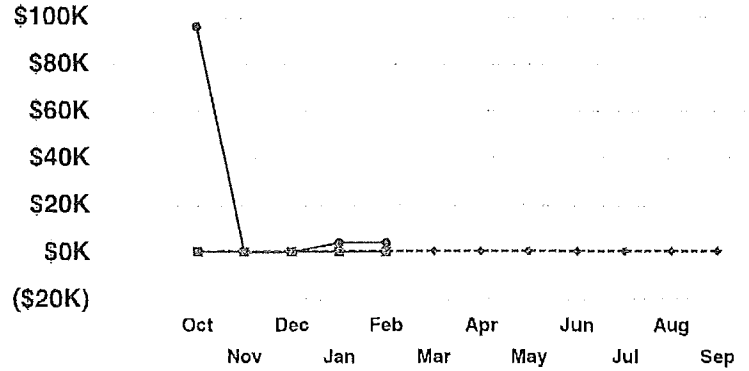


## Account Balance Summary

Balance as of 02/10/2024	\$23,143
Receipts	101
Disbursements	0
Balance as of 03/08/2024	\$23,244

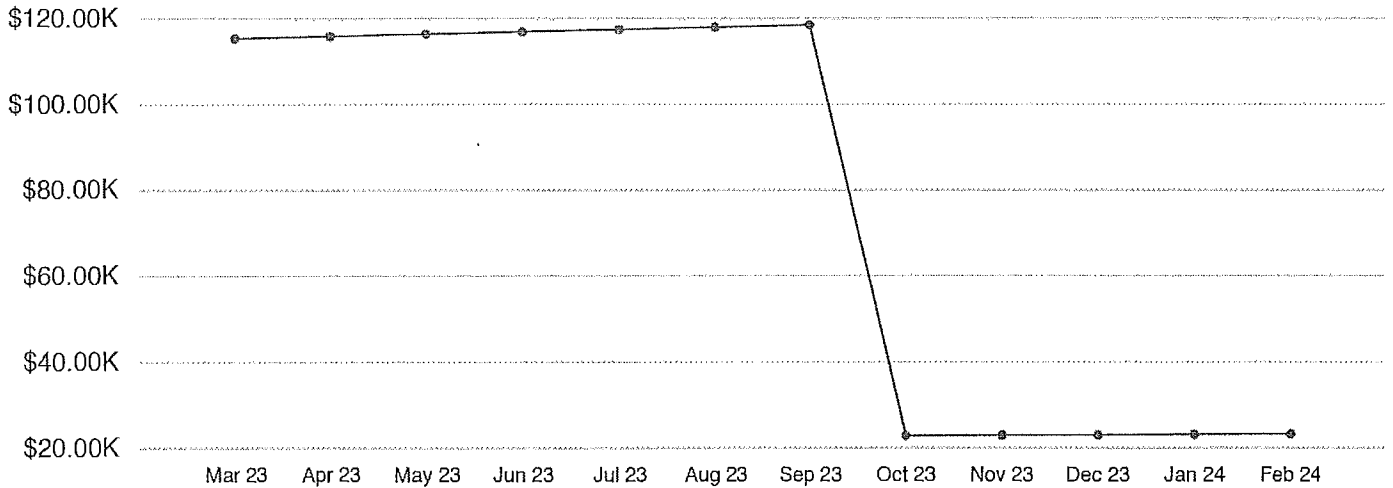
## Overall Revenues & Expenditures By Month (Year to Date)

—●— Current Year Revenues      - - - Prior Year Revenues  
—○— Current Year Expenditures      - - - Prior Year Expenditures



## Account Balance By Month | March 2023 - February 2024

—●— CAPITAL PROJECTS FUND



# District Debt Summary as of 03/08/2024

Harris County UD No. 16 - DSF



		WATER, SEWER, DRAINAGE	PARK/ROAD/OTHER	REFUNDING
<b>Total \$ Authorized</b>		<b>Authorized</b>	<b>Authorized</b>	<b>Authorized</b>
\$37.00M		\$37.00M	N/A	\$33.50M
<b>Total \$ Issued</b>		<b>Issued</b>	<b>Issued</b>	<b>Issued</b>
\$33.05M		\$33.05M	N/A	\$1.11M
<b>Yrs to Mat</b>	<b>Rating</b>	<b>\$ Available To Issue</b>	<b>\$ Available To Issue</b>	<b>\$ Available To Issue</b>
24	AA	\$3.96M	N/A	\$32.39M

\*Actual 'Outstanding' Refunding Bonds issued below may differ from the 'Issued' total above pursuant to Chapter 1207, Texas Government Code.

## Outstanding Debt Breakdown

Series Issued	Original Bonds Issued	Maturity Date	Principal Outstanding
2021 - Refunding	\$4,145,000	2034	\$3,555,000
2020 - WS&D	\$3,750,000	2048	\$3,750,000
2018 - Refunding	\$2,920,000	2037	\$2,760,000
2017 - WS&D	\$6,100,000	2046	\$5,975,000
2015 - WS&D	\$4,575,000	2043	\$4,400,000
2015 - Refunding	\$5,150,000	2034	\$4,740,000
<b>Total</b>	<b>\$26,640,000</b>		<b>\$25,180,000</b>

**District Debt Schedule**  
Harris County UD No. 16 - DSF



Paying Agent	Series	Principal	Interest	Total
Bank of New York	2021 - Refunding	\$545,000.00	\$44,750.00	\$589,750.00
Bank of New York	2020 - WS&D	\$0.00	\$44,878.13	\$44,878.13
Bank of New York	2018 - Refunding	\$60,000.00	\$53,800.00	\$113,800.00
Bank of New York	2017 - WS&D	\$25,000.00	\$108,500.00	\$133,500.00
Bank of New York	2015 - WS&D	\$25,000.00	\$87,453.13	\$112,453.13
Bank of New York	2015 - Refunding	\$60,000.00	\$100,725.00	\$160,725.00
<b>Total Due 09/01/2024</b>		<b>\$715,000.00</b>	<b>\$440,106.26</b>	<b>\$1,155,106.26</b>

Paying Agent	Series	Principal	Interest	Total
Bank of New York	2021 - Refunding	\$0.00	\$36,575.00	\$36,575.00
Bank of New York	2020 - WS&D	\$0.00	\$44,878.13	\$44,878.13
Bank of New York	2018 - Refunding	\$0.00	\$52,900.00	\$52,900.00
Bank of New York	2017 - WS&D	\$0.00	\$107,781.25	\$107,781.25
Bank of New York	2015 - WS&D	\$0.00	\$86,828.13	\$86,828.13
Bank of New York	2015 - Refunding	\$0.00	\$99,450.00	\$99,450.00
<b>Total Due 03/01/2025</b>		<b>\$0.00</b>	<b>\$428,412.51</b>	<b>\$428,412.51</b>

# Investment Profile as of 03/08/2024

Harris County UD No. 16

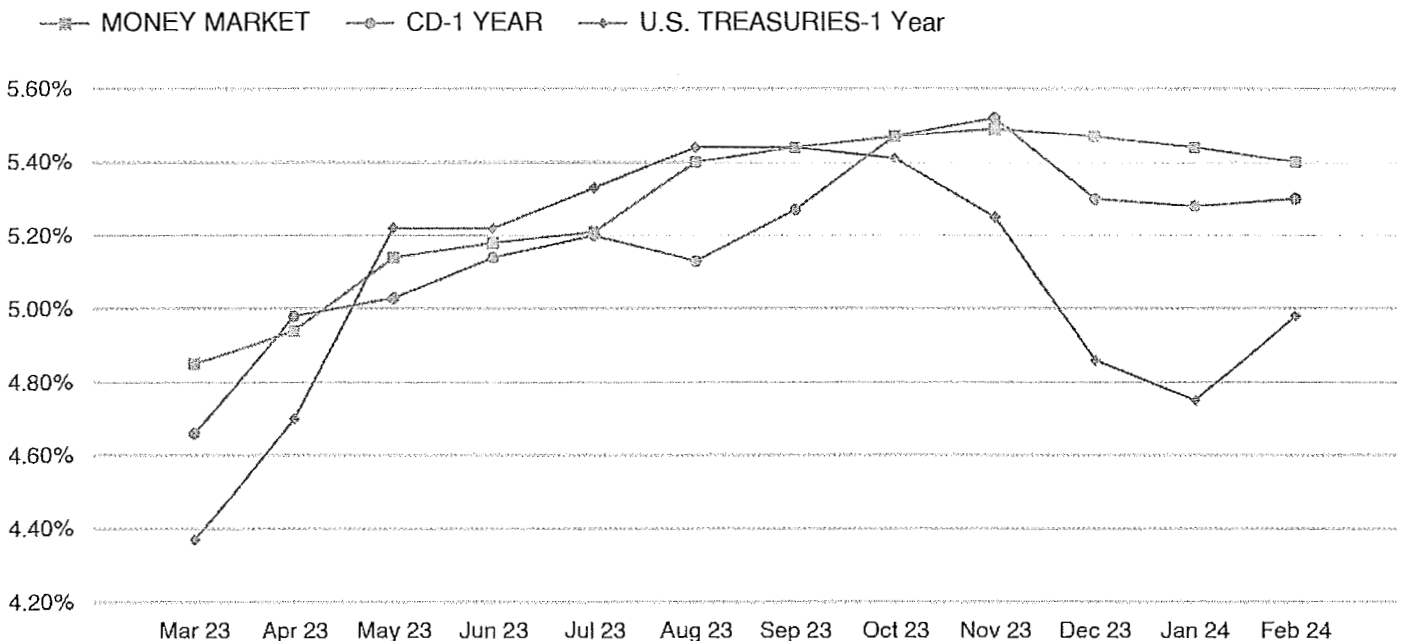


General Operating Fund	Capital Projects Fund	Debt Service Fund	Other Funds
<b>Funds Available to Invest</b> \$2,579,041	<b>Funds Available to Invest</b> \$23,244	<b>Funds Available to Invest</b> \$2,638,679	<b>Funds Available to Invest</b> N/A
<b>Funds Invested</b> \$2,502,508	<b>Funds Invested</b> \$23,244	<b>Funds Invested</b> \$2,638,679	<b>Funds Invested</b> N/A
<b>Percent Invested</b> 97%	<b>Percent Invested</b> 100%	<b>Percent Invested</b> 100%	<b>Percent Invested</b> N/A

Term	Money Market	Term	Certificate of Deposit	Term	U.S. Treasuries
On Demand	5.40%	180 Days	5.44%	180 Days	5.30%
		270 Days	5.42%	270 Days	5.30%
		1 Yr	5.33%	1 Yr	4.95%
		13 Mo	5.22%	13 Mo	N/A
		18 Mo	4.02%	18 Mo	4.95%
		2 Yr	1.99%	2 Yr	4.57%

\*Rates are based on the most current quoted rates and are subject to change daily.

## Investment Rates Over Time (By Month) | March 2023 - February 2024



# Account Balance as of 03/08/2024

Harris County UD No. 16 - Investment Detail



## FUND: General Operating

Financial Institution (Acct Number)	Issue Date	Maturity Date	Interest Rate	Account Balance	Notes
<b>Certificates of Deposit</b>					
THIRD COAST BANK, SSB (XXXX1771)	03/15/2023	03/14/2024	4.94%	235,000.00	
VERITEX COMMUNITY BANK (XXXX0523)	04/13/2023	04/12/2024	4.79%	235,000.00	
INDEPENDENT BANK (XXXX5938)	11/09/2023	05/07/2024	5.50%	235,000.00	
WALLIS BANK (XXXX3491)	11/10/2023	11/15/2024	5.65%	235,000.00	
<b>Money Market Funds</b>					
TEXAS CLASS (XXXX0001)	09/30/2008		5.47%	2,653,336.09	
<b>Checking Account(s)</b>					
CENTRAL BANK - CHECKING (XXXX4262)			0.00%	59,104.09	Checking Account
CENTRAL BANK - CHECKING (XXXX4152)			0.00%	17,427.98	Operator
<b>Totals for General Operating Fund</b>				<b>\$3,669,868.16</b>	

## FUND: Capital Projects

Financial Institution (Acct Number)	Issue Date	Maturity Date	Interest Rate	Account Balance	Notes
<b>Money Market Funds</b>					
TEXAS CLASS (XXXX0009)	11/24/2020		5.47%	23,244.03	Series 2020
<b>Totals for Capital Projects Fund</b>				<b>\$23,244.03</b>	

## FUND: Debt Service

Financial Institution (Acct Number)	Issue Date	Maturity Date	Interest Rate	Account Balance	Notes
<b>Certificates of Deposit</b>					
FRONTIER BANK - DEBT (XXXX2276)	03/20/2023	03/20/2024	4.18%	235,000.00	
<b>Money Market Funds</b>					
TEXAS CLASS (XXXX0002)	09/30/2008		5.47%	2,403,678.91	
<b>Totals for Debt Service Fund</b>				<b>\$2,638,678.91</b>	
<b>Grand Total for Harris County UD No. 16 :</b>				<b>\$6,331,791.10</b>	

# Capital Projects Fund Breakdown

HARRIS COUNTY UD NO. 16

As of Date 03/08/2024

## Net Proceeds for All Bond Issues

### Receipts

Bond Proceeds - Series 2020	\$3,750,000.00
Interest Earnings - Series 2020	7,533.52

### Disbursements

Disbursements - Series 2020	(3,734,289.49)
-----------------------------	----------------

<b>Total Cash Balance</b>	<b>\$23,244.03</b>
---------------------------	--------------------

## Balances by Account

Texas Class - Series 2020	23,244.03
<b>Total Cash Balance</b>	<b>\$23,244.03</b>

## Balances by Bond Series

Bond Proceeds - Series 2020	\$23,244.03
<b>Total Cash Balance</b>	<b>\$23,244.03</b>

## Remaining Costs/Surplus By Bond Series

Surplus & Interest - Series 2020	\$23,244.03
<b>Total Surplus &amp; Interest Balance</b>	<b>\$23,244.03</b>
<b>Total Remaining Costs/Surplus</b>	<b>\$23,244.03</b>



# Cash Flow Forecast

Harris County UD No. 16

	9/24	9/25	9/26	9/27	9/28
Assessed Value	\$470,411,931	\$470,411,931	\$470,411,931	\$470,411,931	\$470,411,931
Maintenance Tax Rate	\$0.320	\$0.320	\$0.320	\$0.320	\$0.320
Maintenance Tax	\$1,490,300	\$1,490,300	\$1,490,300	\$1,490,300	\$1,490,300
% Change in Water Rate		0.00%	0.00%	0.00%	0.00%
% Change in Wastewater Rate		0.00%	0.00%	0.00%	0.00%
% Change in RWA		10.00%	10.00%	10.00%	10.00%
% Change in Expenses		5.00%	5.00%	5.00%	5.00%
<b>Beginning Cash Balance 09/30/2023</b>	<b>\$2,808,633</b>	<b>\$3,069,507</b>	<b>\$3,216,694</b>	<b>\$3,246,024</b>	<b>\$3,151,607</b>
<b>Revenues</b>					
Maintenance Tax	\$1,489,500	\$1,490,300	\$1,490,300	\$1,490,300	\$1,490,300
Water Revenue	591,000	591,000	591,000	591,000	591,000
Wastewater Revenue	522,700	522,700	522,700	522,700	522,700
RWA Revenue	630,400	693,440	762,784	839,062	922,969
Tap & Inspection Revenue	300	300	300	300	300
Other	251,360	263,928	277,124	290,981	305,530
<b>Total Revenues</b>	<b>\$3,485,260</b>	<b>\$3,561,668</b>	<b>\$3,644,208</b>	<b>\$3,734,343</b>	<b>\$3,832,798</b>
<b>Expenses</b>					
RWA	630,400	693,440	762,784	839,062	922,969
Other Expenses	2,496,230	2,621,042	2,752,094	2,889,698	3,034,183
<b>Total Expenses</b>	<b>\$3,126,630</b>	<b>\$3,314,482</b>	<b>\$3,514,878</b>	<b>\$3,728,761</b>	<b>\$3,957,152</b>
<b>Net Surplus</b>	<b>\$358,630</b>	<b>\$247,187</b>	<b>\$129,331</b>	<b>\$5,582</b>	<b>(\$124,354)</b>
<b>Capital Outlay</b>					
Capital Outlay	\$100,000	\$100,000	\$100,000	\$100,000	\$100,000
Bollard Fence	21,000	0	0	0	0
<b>Total Capital Outlay</b>	<b>\$121,000</b>	<b>\$100,000</b>	<b>\$100,000</b>	<b>\$100,000</b>	<b>\$100,000</b>
<b>Construction Surplus</b>	<b>\$23,244</b>	<b>\$0</b>	<b>\$0</b>	<b>\$0</b>	<b>\$0</b>
<b>Ending Cash Balance</b>	<b>\$3,069,507</b>	<b>\$3,216,694</b>	<b>\$3,246,024</b>	<b>\$3,151,607</b>	<b>\$2,927,253</b>
<b>Operating Reserve % of Exp</b>					
Percentage	98%	97%	92%	85%	74%
Number of Months	12	12	11	10	9

## Bond Authority

Remaining Bonding Capacity - \$3,995,000.00

Maintenance Tax Rate Cap - \$0.50

# 2024 AWBD Summer Conference

Harris County UD No.16

Thursday, June 13 - Saturday, June 15, 2024

Fort Worth Convention Center, Fort Worth, TX

Director	Registration			Prior Conference Expenses
Name	Attending	Online	Paid	Paid
Manny Mones	Yes	Yes	Yes	Yes
Marilyn T. Daniel	Yes	Yes	Yes	Yes
Michele Z. Womack				No
Patricia A. Tope	Yes	Yes	Yes	Yes
Susan Wescott	Yes	Yes	Yes	Yes

## Note

Register on-line [www.awbd-tx.org](http://www.awbd-tx.org) (For log in assistance, contact Taylor Cavnar: [tcavnar@awbd-tx.org](mailto:tcavnar@awbd-tx.org))

This page only confirms registration for the conference, not hotel registrations.

All hotel reservations are the sole responsibility of each attendee.

Your conference registration confirmation will contain a housing reservation request web link.

The link will require the registration number from your conference registration before you can reserve a room.

All requests for an advance of funds must be sent via email to the bookkeeper within 30 days of conference.

## Registration Dates

Regular Registration:	Begins	2/22/2024	\$485
Late Registration	Begins	5/2/2024	\$585

## Cancellation Policy

All cancellations must be made in writing.

A \$50.00 administrative fee is assessed for each conference registration cancelled on or before 05/01/24.

There will be no refunds after 05/01/24.

## Housing Information

Hotel reservations are only available to attendees who are registered with AWBD-TX for the Conference.

If you have questions, please call Taylor Cavnar at (281) 350-7090.



MUNICIPAL ACCOUNTS  
& CONSULTING, L.P.

Harris County Utility  
District No. 16  
Quarterly Investment Inventory Report  
Period Ending December 31, 2023

BOARD OF DIRECTORS

Harris County Utility  
District No. 16

Attached is the Quarterly Investment Inventory Report for the  
Period ending December 31, 2023.

This report and the District's investment portfolio are in compliance with the  
investment strategies expressed in the District's investment policy, and the  
Public Funds Investment Act.

I, hereby certify that, pursuant to Senate Bill 253 and in connection with the  
preparation of the investment report, I have reviewed the divestment lists  
prepared and maintained by the Texas Comptroller of Public Accounts, and the  
District does not own direct or indirect holdings in any companies identified on such lists.

Mark M. Burton  
(Investment Officer)

Ghia Lewis  
(Investment Officer)

COMPLIANCE TRAINING

HB 675 states the Investment Officer must attend at least one training seminar for (6) six hours  
Within twelve months of taking office and requires at least (4) four hours training within each (2)  
two year period thereafter.

INVESTMENT OFFICERS

Mark M. Burton

Ghia Lewis

CURRENT TRAINING

November 5, 2013 (Texpool Academy 10 Hours)  
November 27, 2015 (Texpool Academy 10 Hours)  
December 26, 2017 (Texpool Academy 10 Hours)  
January 9, 2020 (TexPool Academy 12 Hours)  
December 31, 2021 (Texpool Academy 10 Hours)  
December 16, 2023 (Texpool Academy 10 Hours)

November 7, 2013 (Texpool Academy 10 Hours)  
November 5, 2015 (Texpool Academy 10 Hours)  
November 6, 2017 (Texpool Academy 10 Hours)  
November 5, 2019 (Texpool Academy 10 Hours)  
December 28, 2021 (Texpool Academy 10 Hours)  
December 26, 2023 (Texpool Academy 10 Hours)

Harris County Utility District No. 16  
**Summary of Money Market Funds**  
 10/01/2023 - 12/31/2023

**Fund: Operating**

Financial Institution: TEXAS CLASS

Account Number: XXXX0001 Date Opened: 09/30/2008 Current Interest Rate: 5.54%

Date	Description	Begin Balance	Cash Added	Cash Withdrawn	Int. Earned	End Balance
10/01/2023		1,711,912.40				
10/13/2023	Transfer to Checking			(180,000.00)		
10/14/2023	Transfer from Surplus CPF		95,956.79			
10/31/2023					7,806.89	
11/09/2023	INDEP CD XXXX1776 INTEREST		10,336.08			
11/09/2023	WT FROM INDEP XXXX1776		5,000.00			
11/15/2023	UNITY CD XXXX4792 INTEREST		9,639.15			
11/15/2023	WT FROM UNITY XXXX4792		5,000.00			
11/30/2023					7,613.77	
12/08/2023	Transfer to Checking			(60,000.00)		
12/31/2023					7,720.31	
<b>Totals for Account XXXX0001:</b>		<u>\$1,711,912.40</u>	<u>\$125,932.02</u>	<u>(\$240,000.00)</u>	<u>\$23,140.97</u>	<u>\$1,620,985.39</u>
<b>Totals for Operating Fund:</b>		<u>\$1,711,912.40</u>	<u>\$125,932.02</u>	<u>(\$240,000.00)</u>	<u>\$23,140.97</u>	<u>\$1,620,985.39</u>

**Methods Used For Reporting Market Values**

Certificates of Deposits:	Face Value Plus Accrued Interest
Securities/Direct Government Obligations:	Market Value Quoted by the Seller of the Security and Confirmed in Writing
Public Fund Investment Pool/MM Accounts:	Balance = Book Value = Current Market

Harris County Utility District No. 16  
**Summary of Money Market Funds**  
 10/01/2023 - 12/31/2023

Fund: Capital Projects

Financial Institution: TEXAS CLASS

Account Number: XXXX0009 Date Opened: 11/24/2020 Current Interest Rate: 5.54%

Date	Description	Begin Balance	Cash Added	Cash Withdrawn	Int. Earned	End Balance
10/01/2023		118,452.19				
10/14/2023	Transfer to GOF MM			(95,956.79)		
10/31/2023					325.69	
11/30/2023					105.01	
12/31/2023					108.81	
<b>Totals for Account XXXX0009:</b>		<u>\$118,452.19</u>		<u>(\$95,956.79)</u>	<u>\$539.51</u>	<u>\$23,034.91</u>
<b>Totals for Capital Projects Fund:</b>		<u>\$118,452.19</u>		<u>(\$95,956.79)</u>	<u>\$539.51</u>	<u>\$23,034.91</u>

Methods Used For Reporting Market Values

Certificates of Deposits:	Face Value Plus Accrued Interest
Securities/Direct Government Obligations:	Market Value Quoted by the Seller of the Security and Confirmed in Writing
Public Fund Investment Pool/MM Accounts:	Balance = Book Value = Current Market

Harris County Utility District No. 16  
**Summary of Money Market Funds**  
 10/01/2023 - 12/31/2023

Fund: Debt Service

Financial Institution: TEXAS CLASS

Account Number: XXXX0002 Date Opened: 09/30/2008 Current Interest Rate: 5.54%

Date	Description	Begin Balance	Cash Added	Cash Withdrawn	Int. Earned	End Balance
10/01/2023		1,449,341.31				
10/31/2023					6,852.99	
11/10/2023	PAF BONY SERIES 2020			(825.00)		
11/30/2023					6,697.63	
12/05/2023	TAX TRANSFER		135,000.00			
12/31/2023					7,495.78	
<b>Totals for Account XXXX0002:</b>		<u>\$1,449,341.31</u>	<u>\$135,000.00</u>	<u>(\$825.00)</u>	<u>\$21,046.40</u>	<u>\$1,604,562.71</u>
<b>Totals for Debt Service Fund:</b>		<u>\$1,449,341.31</u>	<u>\$135,000.00</u>	<u>(\$825.00)</u>	<u>\$21,046.40</u>	<u>\$1,604,562.71</u>

**Methods Used For Reporting Market Values**

Certificates of Deposits:	Face Value Plus Accrued Interest
Securities/Direct Government Obligations:	Market Value Quoted by the Seller of the Security and Confirmed in Writing
Public Fund Investment Pool/MM Accounts:	Balance = Book Value = Current Market

Harris County Utility District No. 16  
**Summary of Certificates of Deposit with Money Market**  
 10/01/2023 - 12/31/2023

Financial Institution	Investment Number	Issue Date	Maturity Date	Beginning Balance	Principal From Cash	Principal From Investment	Principal Withdrawn	Principal Reinvested	Ending Balance	Interest Rate	Beg. Acc. Interest	Interest Earned	Interest Reinvested	Interest Withdrawn	Accrued Interest
<b>Fund: Operating</b>															
<b>Certificates of Deposit</b>															
INDEPENDENT BANK	XXXX1776	11/09/22	11/08/23	240,000.00	0.00	0.00	5,000.00	235,000.00	0.00	4.25%	9,110.13	10,336.08	0.00	10,336.08	0.00
	§5K CLOSED TO TXCLASS XXXX0001														
INDEPENDENT BANK	XXXX5938	11/09/23	05/07/24	0.00	0.00	235,000.00	0.00	0.00	235,000.00	5.50%	0.00	0.00	0.00	0.00	1,841.36
THIRD COAST BANK, SSB	XXXX1771	03/15/23	03/14/24	235,000.00	0.00	0.00	0.00	0.00	235,000.00	4.94%	6,361.09	0.00	0.00	0.00	9,255.39
UNITY NATIONAL BANK	XXXX4792	11/10/22	11/09/23	240,000.00	0.00	0.00	5,000.00	235,000.00	0.00	4.00%	8,547.94	9,639.15	0.00	9,639.15	0.00
	§5K CLOSED TO TXCLASS XXXX0001														
VERITEX COMMUNITY BANK	XXXX0523	04/13/23	04/12/24	235,000.00	0.00	0.00	0.00	0.00	235,000.00	4.79%	5,273.59	0.00	0.00	0.00	8,080.01
WALLIS BANK	XXXX3491	11/10/23	11/15/24	0.00	0.00	235,000.00	0.00	0.00	235,000.00	5.65%	0.00	0.00	0.00	0.00	1,855.21
	Rollover FROM CD XXXX4792														
<b>Totals for Operating Fund:</b>				950,000.00	0.00	470,000.00	10,000.00	470,000.00	940,000.00	N/A	29,292.75	19,975.23	0.00	19,975.23	\$21,031.97

<b>Beginning Balance:</b>	\$950,000.00	<b>Interest Earned:</b>	\$19,975.23
<b>Plus Principal From Cash:</b>	\$0.00	<b>Less Beg Accrued Interest:</b>	\$29,292.75
<b>Less Principal Withdrawn:</b>	\$10,000.00	<b>Plus End Accrued Interest:</b>	\$21,031.97
<b>Plus Interest Reinvested:</b>	\$0.00	<b>Fixed Interest Earned:</b>	\$11,714.45
<b>Fixed Balance:</b>	\$940,000.00	<b>MM Interest Earned:</b>	\$23,140.97
<b>MM Balance:</b>	\$1,620,985.39	<b>Total Interest Earned:</b>	\$34,855.42
<b>Total Balance:</b>	\$2,560,985.39		

**Methods Used For Reporting Market Values**

Certificates of Deposit:	Face Value Plus Accrued Interest
Securities/Direct Government Obligations:	Market Value Quoted by the Seller of the Security and Confirmed in Writing
Public Fund Investment Pool/MM Accounts:	Balance = Book Value = Current Market

Harris County Utility District No. 16  
**Summary of Certificates of Deposit with Money Market**  
 10/01/2023 - 12/31/2023

Financial Institution	Investment Number	Issue Date	Maturity Date	Beginning Balance	Principal From Cash	Principal From Investment	Principal Withdrawn	Principal Reinvested	Ending Balance	Interest Rate	Beg. Acc. Interest	Interest Earned	Interest Reinvested	Interest Withdrawn	Accrued Interest
<b>Fund: Capital Projects</b>															
<b>Totals for Capital Projects Fund:</b>				0.00	0.00	0.00	0.00	0.00	0.00	N/A	0.00	0.00	0.00	0.00	\$0.00
Beginning Balance:	\$0.00											Interest Earned:			\$0.00
Plus Principal From Cash:	\$0.00											Less Beg Accrued Interest:			\$0.00
Less Principal Withdrawn:	\$0.00											Plus End Accrued Interest:			\$0.00
Plus Interest Reinvested:	\$0.00											Fixed Interest Earned:			\$0.00
Fixed Balance:	\$0.00											MM Interest Earned:			\$539.51
MM Balance:	\$23,034.91											Total Interest Earned:			\$539.51
Total Balance:	\$23,034.91														

**Methods Used For Reporting Market Values**

Certificates of Deposits:	Face Value Plus Accrued Interest
Securities/Direct Government Obligations:	Market Value Quoted by the Seller of the Security and Confirmed in Writing
Public Fund Investment Pool/MM Accounts:	Balance = Book Value = Current Market



Harris County Utility District No. 16  
**Summary of Certificates of Deposit with Money Market**  
 10/01/2023 - 12/31/2023

Financial Institution	Investment Number	Issue Date	Maturity Date	Beginning Balance	Principal From Cash	Principal From Investment	Principal Withdrawn	Principal Reinvested	Ending Balance	Interest Rate	Beg. Acc. Interest	Interest Earned	Interest Reinvested	Interest Withdrawn	Accrued Interest
<b>Fund: Debt Service</b>															
<b>Certificates of Deposit</b>															
FRONTIER BANK - DEBT	XXXX2276	03/20/23	03/20/24	235,000.00	0.00	0.00	0.00	0.00	235,000.00	4.18%	5,247.90	0.00	0.00	0.00	7,696.92
<b>Totals for Debt Service Fund:</b>				235,000.00	0.00	0.00	0.00	0.00	235,000.00	N/A	5,247.90	0.00	0.00	0.00	\$7,696.92
<b>Beginning Balance:</b>				\$235,000.00			<b>Interest Earned:</b>				\$0.00				
<b>Plus Principal From Cash:</b>				\$0.00			<b>Less Beg Accrued Interest:</b>				\$5,247.90				
<b>Less Principal Withdrawn:</b>				\$0.00			<b>Plus End Accrued Interest:</b>				\$7,696.92				
<b>Plus Interest Reinvested:</b>				\$0.00			<b>Fixed Interest Earned:</b>				\$2,449.02				
<b>Fixed Balance:</b>				\$235,000.00			<b>MM Interest Earned:</b>				\$21,046.40				
<b>MM Balance:</b>				\$1,604,562.71			<b>Total Interest Earned:</b>				\$23,495.42				
<b>Total Balance:</b>				\$1,839,562.71											
<b>Totals for District:</b>				1,185,000.00	0.00	470,000.00	10,000.00	470,000.00	1,175,000.00	N/A	34,540.65	19,975.23	0.00	19,975.23	\$28,728.89

Harris County Utility District No. 16  
**Detail of Pledged Securities**  
 10/01/2023 - 12/31/2023

Financial Institution: CENTRAL BANK - CHECKING

Security: FHLB	Par Value:	80,000.00	Maturity Date:	05/15/2028	Pledged:	10/13/2023	Released:		Amount Released:
CUSIP: 9129384N7	Date	Value							
	10/31/2023	73,558.76							
	11/30/2023	74,894.56							
	12/31/2023	76,642.37							

**Methods Used For Reporting Market Values**

Certificates of Deposits:	Face Value Plus Accrued Interest
Securities/Direct Government Obligations:	Market Value Quoted by the Seller of the Security and Confirmed in Writing
Public Fund Investment Pool/MM Accounts:	Balance = Book Value = Current Market



**Harris County U.D. #16**  
*Managers Report for the Month of*  
January 2024  
**Board Meeting 3/8/2024**

*Submitted by:*

**Tina Felkai**  
*Account Manager*





# H.C.U.D. #16 EXECUTIVE SUMMARY

January 2024

## Previous Meeting Action Item Status

Item	Location	Description	Status
Fire Hydrant Repairs	District Area	Various repairs identified during annual fire hydrant	Starting Painting Process
Replace Lift Pump Controller	Lift Station 3	PLC system has failed and needs to be replaced	In Progress
Remove and Replace Leaking Gate Valve	Water Plant	Gate valve is leaking and needs to be replaced	On Hold

## Current Items Requiring Board Approval

Item	Location	Description	Status/Est. Cost
Payment/Adjustment plan requests	District Area		Discuss/Approve
Repair Drum Screen Spray Bar and Clean Drum	WWTP	Repair spray bar and clean drum	Quote: \$10,220.00

### Compliance Summary:

- Water Distribution-Monthly Bacteriological Samples were taken throughout the district: *6 samples collected all negative.*
- Current Annual Avg. CL2 Res : 2.09 mg/l
- Wastewater Collection – All Compliant
- Water Production – All Compliant
- Wastewater Treatment – All Compliant

### Operations Summary:

#### Potable Water Production

- Total water Billed for the month : 12,435,000 gallons
- Total water Pumped for the month: 12,520,000 gallons
- Purchased from MUD 221: 0 Gallons
- Accountability : 104.89%

#### Potable Water Distribution

#### Sanitary Sewer Collection

#### Customer Care

- Delinquent letters mailed 357 (12-21-23)
- Delinquent tags hung 137 (1-16-24)
- Disconnects for Non-Payment 19 (1-24-24)
- Consideration to write off \$0.00
- Consideration to collections \$472.66

ELECTRIC SERVICE COMPANY  
SOUTH TEXAS UTILITIES AND UNDERGROUND  
5711 W. 10TH ST.  
DUBLIN, TEXAS  
76841  
TEL: 714  
FAX: 714  
MASTER # 58676  
MORRISON@EFSERVICES.NET

[www.electricalservice.com](http://www.electricalservice.com)

Date: 3/06/2024

RE: HC Mud 16 WWTP

EFS is pleased to quote the following.

Job Description: Service Drum Screen / Repair Spray Bar

Scope:

- Mobilize and prep job site.
- Prep drum screen to be pulled.
- Mobilize crane to pull drum & spray bar.
- Clean/Repair spray bar.
- Clean/ Repair drum.
- Reassemble drum and spray bar.
- Crane to reset drum screen in housing.
- Make all connections.
- Function test drum screen.

Materials & Labor & Crane \$ 10,220.00

**Notes:** If we find any major mechanical or parts damage there will be a change order issued. This quote is based off basic repairs and mechanical services.

(Quote valid for 30 days)

Sincerely

Chris Morris



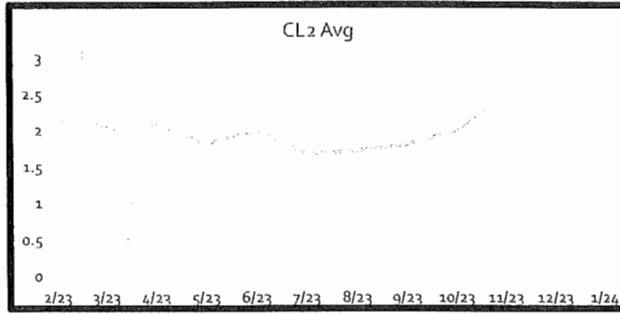
# WATER PRODUCTION AND QUALITY

## Water Quality Report - Disinfection Monitoring

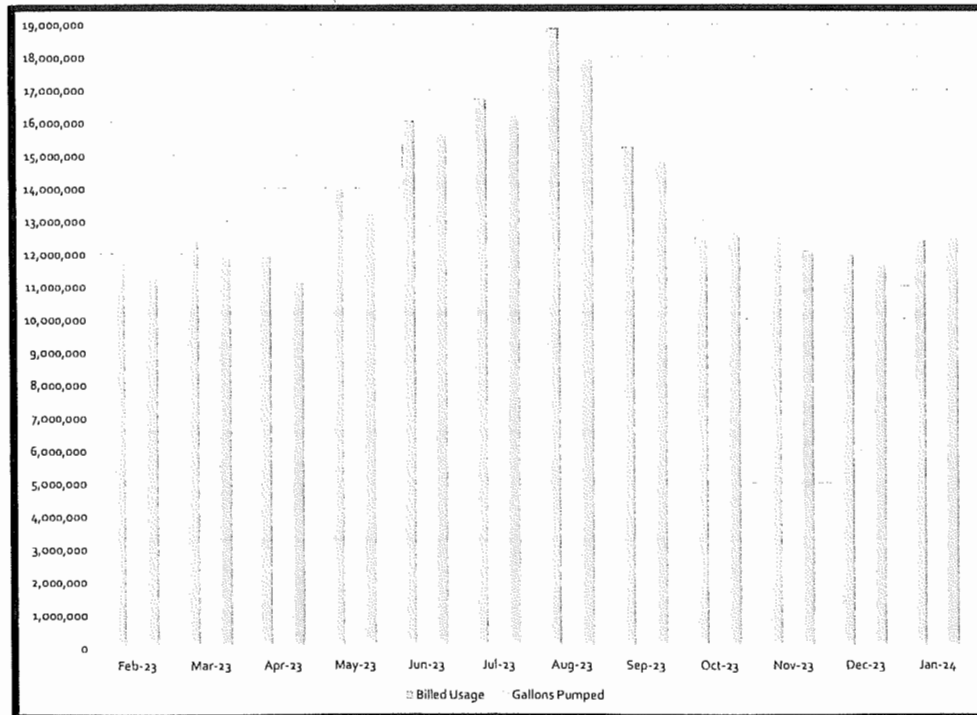
Annual Average 2.09

Monthly Average

Date	CL <sub>2</sub> Avg
2/23	2.11
3/23	2.06
4/23	2.08
5/23	1.81
6/23	1.98
7/23	1.67
8/23	1.71
9/23	1.79
10/23	1.99
11/23	2.48
12/23	2.58
1/24	2.78



### JANUARY 2024



### Water Accountability Report Historical

Report Date	Billing Dates	# of Connections	Billed Usage	Sold	Flushed/ Loss	Purchased IC	Gallons Pumped	Accountability %
Feb-23	2-8-23 / 3-8-23	2045	11,740,000	0	235,500	0	11,265,000	106.31%
Mar-23	3-9-23 / 4-6-23	2050	12,388,000	0	426,250	0	11,882,000	107.85%
Apr-23	4-7-23 / 5-5-23	2044	11,981,000	0	887,200	0	11,204,000	114.85%
May-23	5-6-23 / 6-7-23	2050	13,997,000	0	496,000	0	13,196,000	109.83%
Jun-23	6-8-23 / 7-10-23	2053	16,060,000	0	492,000	0	15,690,000	105.49%
Jul-23	7-11-23 / 8-8-23	2050	16,740,000	0	590,200	0	16,192,000	107.03%
Aug-23	8-9-23 / 9-7-23	2052	18,923,000	0	281,000	0	17,999,000	106.69%
Sep-23	9-8-23 / 10-9-23	2051	15,276,000	0	227,448	0	14,843,000	104.45%
Oct-23	10-10-23 / 11-6-23	2048	12,503,000	0	601,000	0	12,621,000	103.83%
Nov-23	11-7-23 / 12-6-23	2046	12,616,000	0	110,000	0	12,093,000	105.23%
Dec-23	12-7-23 / 1-5-24	2045	12,011,000	0	478,000	0	11,665,000	107.06%
Jan-24	1-6-24 / 2-5-24	2040	12,435,000	0	697,100	0	12,520,000	104.89%



# Harris County U.D. #16

*January 2024*

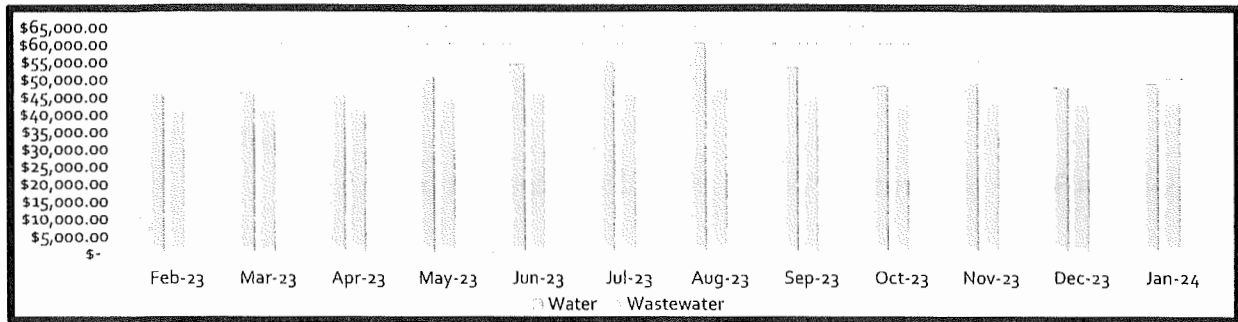
## Bacteriological Data

Sample ID	PWSID	PWS Name	Sample Site	County	Collection Date	Collection Time	Collector	Analysis Time	System Type	Sample Type	Source	Chlorine mg/L	Total Coliform	E. coli
1241536	1013156	HC UD 16	20627 Fernbush	Harris	1/10/2024	7:48	JCG	16:10	Public	Distribution	Well	3.19	not found	not found
1241537	1013156	HC UD 16	1315 N Plaza East	Harris	1/10/2024	7:53	JCG	16:10	Public	Distribution	Well	3.03	not found	not found
1241538	1013156	HC UD 16	20514 Northbriar	Harris	1/10/2024	7:59	JCG	16:10	Public	Distribution	Well	3.01	not found	not found
1241539	1013156	HC UD 16	1319 Century Plaza	Harris	1/10/2024	8:05	JCG	16:10	Public	Distribution	Well	2.97	not found	not found
1241540	1013156	HC UD 16	20120 Plaza East -GST	Harris	1/10/2024	8:14	JCG	16:10	Public	Distribution	Well	2.2	not found	not found
1241956	1013156	HC UD 16	20627 Fernbush	Harris	1/12/2024	10:12	AH	16:05	Public	Distribution	Well	3.18	not found	not found
1241968	1013156	HC UD 16	18503 Apple Bud Ct	Harris	1/12/2024	12:03	AH	16:05	Public	Distribution	Well	2.84	not found	not found

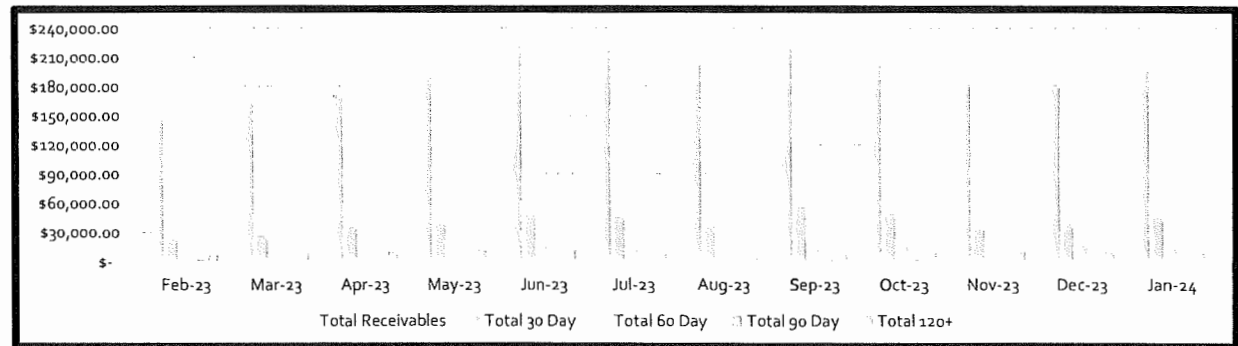


Description	Jan-23	Jan-24
Number of Water Accounts Billed	2045	2040
Number of Sewer Accounts Billed	2025	2026
Avg. Water Use for Accounts Billed in gallons	\$ 5,722	\$ 6,309
Total Billed	\$ 124,176	\$ 142,021
Total Aged Receivables	\$ 38,403	\$ 57,183
Total Receivables	\$ 162,579	\$ 199,204

### 12 Billing Month History by Category



### 12 Month Accounts Receivable and Collections Report



Date	Total Receivables	Total 30 Day	Total 60 Day	Total 90 Day	Total 120+
Feb-23	\$ 145,476.53	\$ 23,339.89	\$ 5,033.02	\$ 2,294.49	\$ 6,995.72
Mar-23	\$ 165,078.40	\$ 26,419.44	\$ 6,959.14	\$ 3,751.81	\$ 8,596.45
Apr-23	\$ 171,078.93	\$ 35,279.51	\$ 7,155.88	\$ 2,839.38	\$ 10,152.00
May-23	\$ 193,517.84	\$ 39,213.34	\$ 8,511.06	\$ 2,140.06	\$ 11,972.54
Jun-23	\$ 225,868.65	\$ 48,903.02	\$ 16,164.63	\$ 1,914.30	\$ 11,769.13
Jul-23	\$ 219,707.60	\$ 45,461.11	\$ 13,379.45	\$ 2,165.60	\$ 8,394.19
Aug-23	\$ 209,697.79	\$ 38,877.29	\$ 4,254.09	\$ 1,454.56	\$ 8,388.96
Sep-23	\$ 222,218.59	\$ 55,911.69	\$ 18,002.12	\$ 2,401.21	\$ 8,135.73
Oct-23	\$ 203,940.56	\$ 50,586.27	\$ 19,181.24	\$ 2,767.77	\$ 9,694.02
Nov-23	\$ 183,184.14	\$ 34,547.61	\$ 12,218.38	\$ 4,225.61	\$ 11,379.55
Dec-23	\$ 182,834.34	\$ 38,756.16	\$ 19,063.24	\$ 4,208.70	\$ 9,803.58
Jan-24	\$ 199,203.65	\$ 48,072.32	\$ 15,748.06	\$ 2,214.81	\$ 9,157.15

Board Consideration to Write Off	\$0.00	
Board Consideration Collections	\$472.66	1/31/2024
Delinquent Letters Mailed	357	12/21/2023
Delinquent Tags Hung	137	1/16/2024
Disconnects for Non Payment	19	1/24/2024



# HARRIS COUNTY U.D. #16 MAJOR MAINTENANCE SUMMARY

*January 2024*

---

## LIFT STATION

1. General Repair of a Lift Station Asset; False high level alarm
- Cost:           \$   1,930.20

---

## SEWER PLANT MAINTENANCE

1. General Repair of a Sewer Treatment Plant Asset; repair sampler
- Cost:           \$   4,771.99
2. General Repair of a Sewer Treatment Plant Asset; Pull and clean lift pump 2
- Cost:           \$   1,015.69
3. General Repair of a Sewer Treatment Plant Asset; Pumps 2&3 ragged up
- Cost:           \$   1,376.05
4. General Sludge Management
- Cost:           \$   8,385.16

---

## SEWER MAINTENANCE

---

## WATER PLANT MAINTENANCE

1. General Repair of a Water Plant Asset; check ATS not transferring from generator to utility power
- Cost:           \$   4,008.00
2. General Repair of a Water Plant Asset; install new probe box for HPT#2 and test for air compressor
- Cost:           \$   4,987.34

---

## WATER MAINTENANCE

1. Repair, Replace, Adjust, Recondition a Water System Asset; Repair leaking service line front easementnon emergencyUCCs neededx-street: centruy plaza dr
- Cost:           \$   3,230.80
2. Investigate Poor Water Quality of a Water System; CS REPORTING HIGH WATER PRESSURE AND DIRTY WATER. PLEASE INVESTIGATE.
- Cost:           \$   1,341.24

PERMITEE NAME/ADDRESS (Include Fac Name / Location if Different)

NAME HARRIS COUNTY UD #16

ADDRESS

NATIONAL POLLUTANT DISCHARGE ELIMINATION SYSTEM

DISCHARGE MONITORING REPORT

MINOR

TX0091481 001 B

PERMIT NO. DISCHARGE NO.

F - FINAL

DOMESTIC FACILITY-001

EFFLUENT

\*\*\* NO DISCHARGE  \*\*\*

FACILITY HARRIS COUNTY UD #16 WWTF

LOCATION HOUSTON TX 77056

MONITORING PERIOD

MO DAY YR MO DAY YR  
FROM 01 01 24 TO 01 31 24

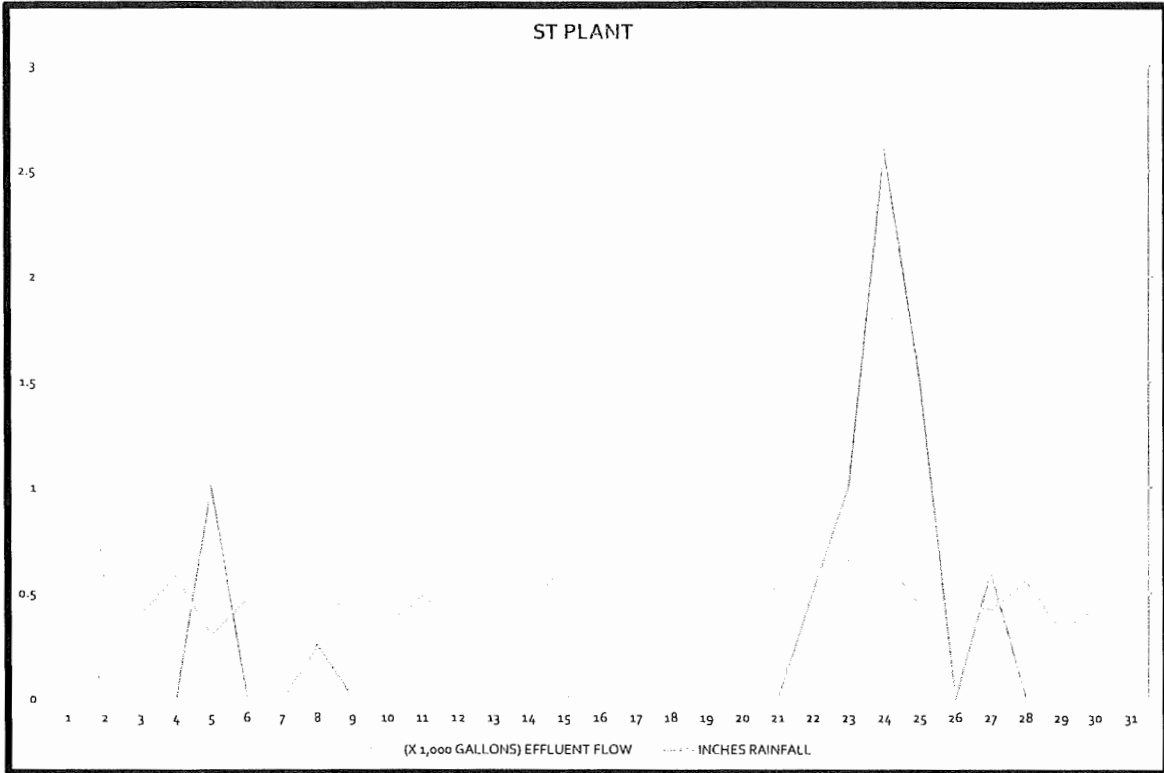
NOTE: Read Instructions before completing this form.

PARAMETER	QUANTITY OR LOADING			QUALITY OR CONCENTRATION			NO EX	Frequency of Analysis	Sample Type
	AVG	MAX	UNITS	MIN	AVG	MAX			
OXYGEN, DISSOLVED (DO)	SAMP MEAS *****	*****		6.60	*****	*****		0 Weekly	GRAB
00300 1 0 0 EFFLUENT GROSS VALUE	PERM REQ *****	*****	*****	4 MO MIN	*****	*****		WEEKLY	GRAB
PH	SAMP MEAS *****	*****		6.60	*****	7.50		0 Weekly	GRAB
00400 1 0 0 EFFLUENT GROSS VALUE	PERM REQ *****	*****	*****	6.0 MINIMUM	*****	9.0 MAXIMUM	SU	2/MON	GRAB
SOLIDS, TOTAL SUSPENDED	SAMP MEAS <6.85	*****		*****	<1.60	2.10		0 Weekly	COMP
00530 1 0 0 EFFLUENT GROSS VALUE	PERM REQ 63 DA AVG	*****	LBS/DY	*****	15 DA AVG	40 DA MAX	MG/L	WEEKLY	COMP
NITROGEN, AMMONIA TOTAL (AS N)	SAMP MEAS 1.50	*****		*****	0.400	1.40		0 Weekly	COMP
00610 1 0 0 EFFLUENT GROSS VALUE	PERM REQ 13 DA AVG	*****	LBS/DY	*****	3 DA AVG	10 DA MAX	MG/L	WEEKLY	COMP
FLOW, IN CONDUIT OR THRU TREATMENT PLANT	SAMP MEAS 0.469	0.658		*****	*****	*****		0 99/99	TM
50050 1 0 0 EFFLUENT GROSS VALUE	PERM REQ 0.50 DAILY AV	REPORT DAILY MX	MGD	*****	*****	*****	*****	CONT	TOTALZ
CHLORINE, TOTAL RESIDUAL	SAMP MEAS *****	*****		1.78	*****	3.68		0 01/01	GRAB
50060 1 0 0 EFFLUENT GROSS VALUE	PERM REQ *****	*****	*****	1.0 MO MIN	*****	4.0 MO MAX	MG/L	DAILY	GRAB
E. COLI GENERAL	SAMP MEAS *****	*****		*****	<2.00	<2.00		0 1/Month	GRAB
51040 1 0 0 EFFLUENT GROSS VALUE	PERM REQ *****	*****	100ML	*****	63 DA GEOAV	200 DA MAX	CFU/100ML	1/MO.	GRAB
BOD, CARBONACEOUS 05 DAY, 20C	SAMP MEAS <11.2	*****		*****	<2.70	4.00		0 Weekly	COMP
80082 1 0 0 EFFLUENT GROSS VALUE	PERM REQ 42 DA AVG	*****	LBS/DY	*****	10 DA AVG	25 DA MAX	MG/L	WEEKLY	COMP

# WASTEWATER PRODUCTION AND QUALITY

## Wastewater Flows

JANUARY 2024



## Sewer Treatment Plant Summary

Permit Information	Permit Number	Expiration Date
T.C.E.Q. PERMIT	WQ0012614-001	02/01/23
N.P.D.E.S.	TX0091481	

Permit	Permit Parameter	Measured Value	Excursion	
	MINIMUM DISSOLVED OXYGEN (D.O.)	4.000 MG/L	6.600 MG/L	NO
	MINIMUM P.H.	6.0 SU	6.6 SU	NO
	MAXIMUM P.H.	9.0 SU	7.5 SU	NO
	AVERAGE PERMITTED FLOW	0.500 M.G.D.	0.469 M.G.D.	NO
	AVERAGE PERMITTED B.O.D.	10.0 MG/L	2.7 MG/L	NO
	AVERAGE PERMITTED T.S.S.	15.0 MG/L	1.6 MG/L	NO
	AVERAGE PERMITTED AMONIA NH <sub>3</sub>	3.00 MG/L	0.40 MG/L	NO
	MINIMUM CL <sub>2</sub> RESIDUAL	1.00 MG/L	1.8 MG/L	NO
	MAXIMUM FINAL CL <sub>2</sub> RESIDUAL	4.00 MG/L	3.68 MG/L	NO
	AVERAGE PERMITTED ECOLI	63.00 MG/L	2.0 MG/L	NO
	AVERAGE PERMITTED DAILY MAX ECOLI	200.00 MG/L	2.0 MG/L	NO



# Harris County U.D. #16

## District Call Report

1/1/2024 - 1/31/2024

DISPOSITION	NUMBER OF CALLS	PERCENTAGE
Account Updates	43	22.99%
Adjust Requests	1	0.53%
Billing Inquiries/Disputes	49	26.20%
Board Related Questions	0	0.00%
Call Back No Answer	0	0.00%
Cancel Services	9	4.81%
Delinquency	19	10.16%
Other Department	3	1.60%
Payment	26	13.90%
Payment Plan	0	0.00%
Portal Assistance	3	1.60%
Service Problem	8	4.28%
Smart Meter Inquiries	0	0.00%
Start Service	15	8.02%
Tap	0	0.00%
Trash Inquiry	1	0.53%
Water Quality Concern	3	1.60%
Work Order	7	3.74%
<b>TOTAL</b>	<b>187</b>	<b>100.00%</b>

# Harris County U.D. #16

## January 2024

### InfraSMART (Scheduled Maintenance Asset Reliability Tracker)

Asset #	Asset L	Asset ID	Asset Description	Asset Address	Activity Code	Activity Description	Interval	Last Comp	Next Sched
<a href="#">10553</a>	HC16	HC16-GRSTRPCHEVRON1	GREASE TRAP CHEVRON-CHEVRON	802 E Airtex Dr @ Imperial Valley Dr	INGREASCOM	Monthly Grease Trap Inspections - Commercial	1-M	2/1/2024	4/1/2024
<a href="#">1408</a>	HC16	HC16-LS1	Harris County UD # 16 - Lift Station # 1	20031 1/2 W Hardy Rd	PM3MADLR	Three Month Communication & Alarm System PM (Electrical)	3-M	2/2/2024	5/1/2024
<a href="#">1409</a>	HC16	HC16-LS2	Harris County UD # 16 - Lift Station # 2	20120 1/2 Plaza E Blvd	PM3MADLR	Three Month Communication & Alarm System PM (Electrical)	3-M	2/13/2024	5/1/2024
<a href="#">1410</a>	HC16	HC16-LS3	Harris County UD # 16 - Lift Station # 3	19022 1/2 W Hardy Rd	PM3MADLR	Three Month Communication & Alarm System PM (Electrical)	3-M	2/7/2024	5/1/2024
<a href="#">1411</a>	HC16	HC16-SP1	Harris County UD # 16 - Sewer Treatment Plant # 1	20631 1/2 Fernbush Dr	PM3MADLR	Three Month Communication & Alarm System PM (Electrical)	3-M	2/15/2024	5/1/2024
<a href="#">1477</a>	HC16	HC16-SP1	Harris County UD # 16 - Sewer Treatment Plant # 1	20631 1/2 Fernbush Dr	PMFLWMTR	Flow Meter PM (Calibration) must verify work type	3-M	2/14/2024	5/1/2024
<a href="#">5530</a>	HC16	HC16-SP1	Harris County UD # 16 - Sewer Treatment Plant # 1	20631 1/2 Fernbush Dr	PM6MBLESYS	Six Month Bleach System PM (Chlorination) must verify work type	12-M	2/28/2024	2/1/2025
<a href="#">5702</a>	HC16	HC16-SP1	Harris County UD # 16 - Sewer Treatment Plant # 1	20631 1/2 Fernbush Dr	PM3MAIREXC	Three Month Air Exchange PM (Chlorination) must verify work type	3-M	1/31/2024	5/1/2024
<a href="#">7019</a>	HC16	HC16-SP1	Harris County UD # 16 - Sewer Treatment Plant # 1	20631 1/2 Fernbush Dr	PMSPCLEAN	Sewer Treatment Plant Cleanup	3-M	3/4/2024	4/1/2024
<a href="#">1412</a>	HC16	HC16-WP1	Harris County UD # 16 - Water Plant # 1	21020 Plaza E Blvd	PM3MADLR	Three Month Communication & Alarm System PM (Electrical)	3-M	2/15/2024	5/1/2024
<a href="#">2279</a>	HC16	HC16-WP1	Harris County UD # 16 - Water Plant # 1	21020 Plaza E Blvd	PM6MMECHL	Six Month Mechanical Lubrication PM (Mechanical)	12-M	2/21/2024	2/1/2025
<a href="#">5531</a>	HC16	HC16-WP1	Harris County UD # 16 - Water Plant # 1	21020 Plaza E Blvd	PM3MPO4SYS	Three Month PO4 System PM (Chlorination) must verify work type	6-M	2/28/2024	8/1/2024
<a href="#">5703</a>	HC16	HC16-WP1	Harris County UD # 16 - Water Plant # 1	21020 Plaza E Blvd	PM3MAIREXC	Three Month Air Exchange PM (Chlorination) must verify work type	3-M	1/31/2024	5/1/2024
<a href="#">7322</a>	HC16	HC16-WP1	Harris County UD # 16 - Water Plant # 1	21020 Plaza E Blvd	PM1MGENLD	One Month Generator Load Test PM (Mechanical) must verify work type	1-M	2/13/2024	4/1/2024
<a href="#">8788</a>	HC16	HC16-WP1-GST1	HC16-WP1-GST1 is Ground Storage Tank # 1 (GST1) for Water Treatment Plant # 1 (WP1) in Harris County UD # 16 (HC16).	21020 Plaza E Blvd	ENV1YWSINP	1Y Water Storage Unit Inspection	12-M	2/6/2024	1/27/2025
<a href="#">7847</a>	HC16	HC16-WP1-HPT1	HC16-WP1-HPT1 is Hydro-pneumatic Pressure Tank # 1 (HPT1) for Water Treatment Plant # 1 (WP1) in Harris County UD # 16 (HC16).	21020 Plaza E Blvd	ENV1YWSINP	1Y Water Storage Unit Inspection	12-M	2/6/2024	1/27/2025
<a href="#">7845</a>	HC16	HC16-WP1-HPT2	HC16-WP1-HPT2 is Hydro-pneumatic Pressure Tank # 2 (HPT2) for Water Treatment Plant # 1 (WP1) in Harris County UD # 16 (HC16).	21020 Plaza E Blvd	ENV1YWSINP	1Y Water Storage Unit Inspection	12-M	2/6/2024	1/27/2025



# Burke Engineering, LLC

*Civil Consulting & Design*

TBPE Firm No. F- 17279

10590 Westoffice Drive, Suite 125

Houston, Texas 77042

713-828-5553

[cburke@burke-eng.com](mailto:cburke@burke-eng.com)

ENGINEERING REPORT  
HARRIS COUNTY UTILITY DISTRICT No. 16  
March 2024

23-001  
3/8/2024

1. 70 Acre Development
  - A. Holigan Development
    - 1) No updates.
  
2. Water System
  - A. Interconnect with North Green MUD
    - 1) Attorney waiting on the agreement from North Green.
    - 2) Getting started on design.
  
3. Water Plant
  - A. Hydro Tank No. 1 Replacement
    - 1) Submitting to HC & COH for approvals.
  
  - B. Hydro Tank No. 2 Coatings
    - 1) CFG Industries, Inc., \$31,500.00
    - 2) Contractor is working.
  
4. Trespassing and Dumping
  - A. Bollard Fencing (Meadowview Farms & Remington Creek Ranch)
    - 1) Preventive Services, LP - \$21,000.00
    - 2) Materials ordered.
  
  - B. Garden & Livestock
    - 1) Attorney sent letters to 2 residents.
    - 2) Mowing contractor instructed to mow garden every month going forward.
  
5. Utility Requests
  - A. Haley's Corner Building Addition - 929 E. Airtex
    - 1) Existing office warehouses.
    - 2) Adding 1 building, private water and sewer lines, and a private fire line with 2 hydrants.
    - 3) Reviewed drawings and returning comments to their engineer.
    - 4) Once drawings are ok, we will forward to Operator to calculate fees and perform inspections.

6. Bond Issue No. 9

A. Bond Application Report

- 1) In preparation.
- 2) Continuing to work on the draft.

7. Other Items

A. MVF4 Storm Sewer Repair

- 1) Waiting for HC Precinct 1 to make the repair.

B. SWQ Permits

- 1) Received SWQ Permits for
  - a. Imperial Green Detention Pond
  - b. Meadowview Farms, Sec. 5-10 Detention Pond.
- 2) PS submitted SWQ Permit Renewal for Pine Trace.



RESOLUTION ADOPTING PREVAILING WAGE RATE SCALE  
FOR CONSTRUCTION PROJECTS

WHEREAS, Harris County Utility District No. 16 (the "District") has been heretofore duly created and organized; and

WHEREAS, Chapter 2258, Texas Government Code ("Chapter 2258"), requires the District to determine the general prevailing rate of per diem wages for each craft or type of worker in the locality in which a construction project for the District is to be performed and the general prevailing rate of per diem wages for legal holiday and overtime work; and

WHEREAS, Chapter 2258 provides that a worker employed on a construction project by or on behalf of the District shall be paid not less than said general prevailing rates, as applicable; and

WHEREAS, Chapter 2258 provides that a contractor which is awarded a construction contract for the District, or a subcontractor of the contractor, shall pay not less than the rates determined as set forth above to a worker employed in the execution of such contract for a construction project; and

WHEREAS, Chapter 2258 applies to construction projects paid for in whole or in part from funds of the District, regardless of whether the work is done under the District's supervision or direction; and

WHEREAS, the Board of Directors of the District (the "Board") has conducted a survey of wages received by classes of workers employed on projects similar to the construction projects of the District to determine the general prevailing rate of per diem wages in the District and has determined to adopt a Prevailing Wage Rate Scale for Construction Projects for the District; Now, Therefore,

BE IT RESOLVED BY THE BOARD OF DIRECTORS OF HARRIS COUNTY UTILITY DISTRICT NO. 16 THAT:

Section 1: The Board has determined the general prevailing rate of per diem wages for each craft or type of worker in the locality in which a construction project for the District is to be performed and the general prevailing rate of per diem wages for legal holiday and overtime work by using the prevailing wage rate as determined by the United States Department of Labor in accordance with the Davis-Bacon Act (40 U.S.C. Section 276a *et seq.*), as amended, and further, the Board has determined that the wage rates in the Prevailing Wage Rate Scale for Construction Projects (comprised of one or more United States Department of Labor wage determination scales for each project type) attached hereto as Exhibit "A" are the general prevailing wage rates for construction projects by or on behalf of the District.

Section 2: The District hereby adopts the wage rate schedules attached hereto as Exhibit "A" which establish minimum rates that shall be used by all contractors and their subcontractors on construction projects by or on behalf of the District.

Section 3: A contractor or subcontractor on a construction project by or on behalf of the District shall maintain records as required by Chapter 2258 and shall be subject to the penalties, forfeitures, and withholding of money for failure to comply with this Resolution and/or pending a final determination of an alleged violation, as provided in Chapter 2258.

Section 4: The District engineer is hereby directed and authorized to specify the wage rates adopted hereunder in all specifications for bids and contracts for construction projects by or on behalf of the District.

PASSED and APPROVED this 8<sup>th</sup> day of March 2024.

  
\_\_\_\_\_  
President, Board of Directors

ATTEST:  
  
\_\_\_\_\_  
Secretary, Board of Directors

(SEAL)



# EXHIBIT "A"

"General Decision Number: TX20240031 01/12/2024

Superseded General Decision Number: TX20230031

State: Texas

Construction Type: Heavy

County: Harris County in Texas.

HEAVY CONSTRUCTION PROJECTS Including Water and Sewer Lines  
(Does Not Include Flood Control).

Note: Contracts subject to the Davis-Bacon Act are generally required to pay at least the applicable minimum wage rate required under Executive Order 14026 or Executive Order 13658. Please note that these Executive Orders apply to covered contracts entered into by the federal government that are subject to the Davis-Bacon Act itself, but do not apply to contracts subject only to the Davis-Bacon Related Acts, including those set forth at 29 CFR 5.1(a)(1).

If the contract is entered into on or after January 30, 2022, or the contract is renewed or extended (e.g., an option is exercised) on or after January 30, 2022:	. Executive Order 14026 generally applies to the contract. . The contractor must pay all covered workers at least \$17.20 per hour (or the applicable wage rate listed on this wage determination, if it is higher) for all hours spent performing on the contract in 2024.
If the contract was awarded on or between January 1, 2015 and January 29, 2022, and the contract is not renewed or extended on or after January 30, 2022:	. Executive Order 13658 generally applies to the contract. . The contractor must pay all covered workers at least \$12.90 per hour (or the applicable wage rate listed on this wage determination, if it is higher) for all hours spent performing on that contract in 2024.

The applicable Executive Order minimum wage rate will be

adjusted annually. If this contract is covered by one of the Executive Orders and a classification considered necessary for performance of work on the contract does not appear on this wage determination, the contractor must still submit a conformance request.

Additional information on contractor requirements and worker protections under the Executive Orders is available at <http://www.dol.gov/whd/govcontracts>.

Modification Number	Publication Date
0	01/05/2024
1	01/12/2024

\* SFTX0669-001 01/01/2024

	Rates	Fringes
SPRINKLER FITTER (Fire Sprinklers).....	\$ 34.60	23.88

\* SUTX2005-019 08/16/2005

	Rates	Fringes
CARPENTER.....	\$ 14.04 **	0.00
CEMENT MASON/CONCRETE FINISHER...	\$ 12.50 **	1.17
ELECTRICIAN.....	\$ 17.00 **	0.04
Formbuilder/Formsetter.....	\$ 13.84 **	1.17
IRONWORKER, REINFORCING.....	\$ 11.28 **	0.00
Laborers:		
Common.....	\$ 8.94 **	0.00
Landscape.....	\$ 7.35 **	0.00
Mason Tender Cement.....	\$ 9.94 **	0.00
Pipelayer.....	\$ 10.14 **	0.00
PIPEFITTER.....	\$ 17.00 **	0.04
POWER EQUIPMENT OPERATOR:		
Backhoe.....	\$ 13.47 **	0.00
Bulldozer.....	\$ 12.58 **	0.00
Crane.....	\$ 15.33 **	0.57
Excavator.....	\$ 16.37 **	0.00
Front End Loader.....	\$ 12.16 **	0.00

Grader.....	\$ 12.20 **	1.48
Tractor.....	\$ 15.00 **	0.00
-----		
TRUCK DRIVER.....	\$ 12.02 **	1.02
-----		

WELDERS - Receive rate prescribed for craft performing operation to which welding is incidental.

=====

\*\* Workers in this classification may be entitled to a higher minimum wage under Executive Order 14026 (\$17.20) or 13658 (\$12.90). Please see the Note at the top of the wage determination for more information. Please also note that the minimum wage requirements of Executive Order 14026 are not currently being enforced as to any contract or subcontract to which the states of Texas, Louisiana, or Mississippi, including their agencies, are a party.

Note: Executive Order (EO) 13706, Establishing Paid Sick Leave for Federal Contractors applies to all contracts subject to the Davis-Bacon Act for which the contract is awarded (and any solicitation was issued) on or after January 1, 2017. If this contract is covered by the EO, the contractor must provide employees with 1 hour of paid sick leave for every 30 hours they work, up to 56 hours of paid sick leave each year. Employees must be permitted to use paid sick leave for their own illness, injury or other health-related needs, including preventive care; to assist a family member (or person who is like family to the employee) who is ill, injured, or has other health-related needs, including preventive care; or for reasons resulting from, or to assist a family member (or person who is like family to the employee) who is a victim of, domestic violence, sexual assault, or stalking. Additional information on contractor requirements and worker protections under the EO is available at <https://www.dol.gov/agencies/whd/government-contracts>.

Unlisted classifications needed for work not included within the scope of the classifications listed may be added after award only as provided in the labor standards contract clauses (29CFR 5.5 (a) (1) (iii)).

-----

The body of each wage determination lists the classification and wage rates that have been found to be prevailing for the

cited type(s) of construction in the area covered by the wage determination. The classifications are listed in alphabetical order of ""identifiers"" that indicate whether the particular rate is a union rate (current union negotiated rate for local), a survey rate (weighted average rate) or a union average rate (weighted union average rate).

#### Union Rate Identifiers

A four letter classification abbreviation identifier enclosed in dotted lines beginning with characters other than ""SU"" or ""UAVG"" denotes that the union classification and rate were prevailing for that classification in the survey. Example: PLUM0198-005 07/01/2014. PLUM is an abbreviation identifier of the union which prevailed in the survey for this classification, which in this example would be Plumbers. 0198 indicates the local union number or district council number where applicable, i.e., Plumbers Local 0198. The next number, 005 in the example, is an internal number used in processing the wage determination. 07/01/2014 is the effective date of the most current negotiated rate, which in this example is July 1, 2014.

Union prevailing wage rates are updated to reflect all rate changes in the collective bargaining agreement (CBA) governing this classification and rate.

#### Survey Rate Identifiers

Classifications listed under the ""SU"" identifier indicate that no one rate prevailed for this classification in the survey and the published rate is derived by computing a weighted average rate based on all the rates reported in the survey for that classification. As this weighted average rate includes all rates reported in the survey, it may include both union and non-union rates. Example: SULA2012-007 5/13/2014. SU indicates the rates are survey rates based on a weighted average calculation of rates and are not majority rates. LA indicates the State of Louisiana. 2012 is the year of survey on which these classifications and rates are based. The next number, 007 in the example, is an internal number used in producing the wage determination. 5/13/2014 indicates the survey completion date for the classifications and rates under that identifier.

Survey wage rates are not updated and remain in effect until a new survey is conducted.

#### Union Average Rate Identifiers

Classification(s) listed under the UAVG identifier indicate

that no single majority rate prevailed for those classifications; however, 100% of the data reported for the classifications was union data. EXAMPLE: UAVG-OH-0010 08/29/2014. UAVG indicates that the rate is a weighted union average rate. OH indicates the state. The next number, 0010 in the example, is an internal number used in producing the wage determination. 08/29/2014 indicates the survey completion date for the classifications and rates under that identifier.

A UAVG rate will be updated once a year, usually in January of each year, to reflect a weighted average of the current negotiated/CBA rate of the union locals from which the rate is based.

---

#### WAGE DETERMINATION APPEALS PROCESS

1.) Has there been an initial decision in the matter? This can be:

- \* an existing published wage determination
- \* a survey underlying a wage determination
- \* a Wage and Hour Division letter setting forth a position on a wage determination matter
- \* a conformance (additional classification and rate) ruling

On survey related matters, initial contact, including requests for summaries of surveys, should be with the Wage and Hour National Office because National Office has responsibility for the Davis-Bacon survey program. If the response from this initial contact is not satisfactory, then the process described in 2.) and 3.) should be followed.

With regard to any other matter not yet ripe for the formal process described here, initial contact should be with the Branch of Construction Wage Determinations. Write to:

Branch of Construction Wage Determinations  
Wage and Hour Division  
U.S. Department of Labor  
200 Constitution Avenue, N.W.  
Washington, DC 20210

2.) If the answer to the question in 1.) is yes, then an interested party (those affected by the action) can request review and reconsideration from the Wage and Hour Administrator (See 29 CFR Part 1.8 and 29 CFR Part 7). Write to:

Wage and Hour Administrator  
U.S. Department of Labor  
200 Constitution Avenue, N.W.  
Washington, DC 20210

The request should be accompanied by a full statement of the interested party's position and by any information (wage payment data, project description, area practice material, etc.) that the requestor considers relevant to the issue.

3.) If the decision of the Administrator is not favorable, an interested party may appeal directly to the Administrative Review Board (formerly the Wage Appeals Board). Write to:

Administrative Review Board  
U.S. Department of Labor  
200 Constitution Avenue, N.W.  
Washington, DC 20210

4.) All decisions by the Administrative Review Board are final.

=====

END OF GENERAL DECISION"



"General Decision Number: TX20240038 01/05/2024

Superseded General Decision Number: TX20230038

State: Texas

Construction Type: Highway

Counties: Austin, Brazoria, Chambers, Fort Bend, Galveston, Hardin, Harris, Jefferson, Liberty, Montgomery, Orange, San Jacinto and Waller Counties in Texas.

HIGHWAY CONSTRUCTION PROJECTS (excluding tunnels, building structures in rest area projects & railroad construction; bascule, suspension & spandrel arch bridges designed for commercial navigation, bridges involving marine construction; and other major bridges).

Note: Contracts subject to the Davis-Bacon Act are generally required to pay at least the applicable minimum wage rate required under Executive Order 14026 or Executive Order 13658. Please note that these Executive Orders apply to covered contracts entered into by the federal government that are subject to the Davis-Bacon Act itself, but do not apply to contracts subject only to the Davis-Bacon Related Acts, including those set forth at 29 CFR 5.1(a)(1).

If the contract is entered into on or after January 30, 2022, or the contract is renewed or extended (e.g., an option is exercised) on or after January 30, 2022:	<ul style="list-style-type: none"><li>. Executive Order 14026 generally applies to the contract.</li><li>. The contractor must pay all covered workers at least \$17.20 per hour (or the applicable wage rate listed on this wage determination, if it is higher) for all hours spent performing on the contract in 2024.</li></ul>
If the contract was awarded on or between January 1, 2015 and January 29, 2022, and the contract is not renewed or extended on or after January 30, 2022:	<ul style="list-style-type: none"><li>. Executive Order 13658 generally applies to the contract.</li><li>. The contractor must pay all covered workers at least \$12.90 per hour (or the applicable wage rate listed on this wage determination,</li></ul>

	if it is higher) for all hours spent performing on that contract in 2024.
--	---

The applicable Executive Order minimum wage rate will be adjusted annually. If this contract is covered by one of the Executive Orders and a classification considered necessary for performance of work on the contract does not appear on this wage determination, the contractor must still submit a conformance request.

Additional information on contractor requirements and worker protections under the Executive Orders is available at <http://www.dol.gov/whd/govcontracts>.

Modification Number	Publication Date
0	01/05/2024

SUTX2011-013 08/10/2011

	Rates	Fringes
CEMENT MASON/CONCRETE FINISHER (Paving and Structures).....	\$ 12.98	**
ELECTRICIAN.....	\$ 27.11	
FORM BUILDER/FORM SETTER		
Paving & Curb.....	\$ 12.34	**
Structures.....	\$ 12.23	**
LABORER		
Asphalt Raker.....	\$ 12.36	**
Flagger.....	\$ 10.33	**
Laborer, Common.....	\$ 11.02	**
Laborer, Utility.....	\$ 11.73	**
Pipelayer.....	\$ 12.12	**
Work Zone Barricade Servicer.....	\$ 11.67	**
Painter (Structures).....	\$ 18.62	
POWER EQUIPMENT OPERATOR:		
Asphalt Distributor.....	\$ 14.06	**
Asphalt Paving Machine.....	\$ 14.32	**
Broom or Sweeper.....	\$ 12.68	**
Concrete Pavement		

Finishing Machine.....	\$ 13.07	**
Concrete Paving, Curing, Float, Texturing Machine....	\$ 11.71	**
Concrete Saw.....	\$ 13.99	**
Crane, Hydraulic 80 Tons or less.....	\$ 13.86	**
Crane, Lattice boom 80 tons or less.....	\$ 14.97	**
Crane, Lattice boom over 80 Tons.....	\$ 15.80	**
Crawler Tractor.....	\$ 13.68	**
Excavator, 50,000 pounds or less.....	\$ 12.71	**
Excavator, Over 50,000 pounds.....	\$ 14.53	**
Foundation Drill, Crawler Mounted.....	\$ 17.43	
Foundation Drill, Truck Mounted.....	\$ 15.89	**
Front End Loader 3 CY or Less.....	\$ 13.32	**
Front End Loader, Over 3 CY.	\$ 13.17	**
Loader/Backhoe.....	\$ 14.29	**
Mechanic.....	\$ 16.96	**
Milling Machine.....	\$ 13.53	**
Motor Grader, Fine Grade....	\$ 15.69	**
Motor Grader, Rough.....	\$ 14.23	**
Off Road Hauler.....	\$ 14.60	**
Pavement Marking Machine....	\$ 11.18	**
Piledriver.....	\$ 14.95	**
Roller, Asphalt.....	\$ 11.95	**
Roller, Other.....	\$ 11.57	**
Scraper.....	\$ 13.47	**
Spreader Box.....	\$ 13.58	**
 Servicer.....	\$ 13.97	**
 Steel Worker		
Reinforcing Steel.....	\$ 15.15	**
Structural Steel Welder....	\$ 12.85	**
Structural Steel.....	\$ 14.39	**
 TRUCK DRIVER		
Low Boy Float.....	\$ 16.03	**
Single Axle.....	\$ 11.46	**
Single or Tandem Axle Dump..	\$ 11.48	**
Tandem Axle Tractor w/Semi Trailer.....	\$ 12.27	**

---

WELDERS - Receive rate prescribed for craft performing operation to which welding is incidental.

=====

\*\* Workers in this classification may be entitled to a higher minimum wage under Executive Order 14026 (\$17.20) or 13658 (\$12.90). Please see the Note at the top of the wage determination for more information. Please also note that the minimum wage requirements of Executive Order 14026 are not currently being enforced as to any contract or subcontract to which the states of Texas, Louisiana, or Mississippi, including their agencies, are a party.

Note: Executive Order (EO) 13706, Establishing Paid Sick Leave for Federal Contractors applies to all contracts subject to the Davis-Bacon Act for which the contract is awarded (and any solicitation was issued) on or after January 1, 2017. If this contract is covered by the EO, the contractor must provide employees with 1 hour of paid sick leave for every 30 hours they work, up to 56 hours of paid sick leave each year. Employees must be permitted to use paid sick leave for their own illness, injury or other health-related needs, including preventive care; to assist a family member (or person who is like family to the employee) who is ill, injured, or has other health-related needs, including preventive care; or for reasons resulting from, or to assist a family member (or person who is like family to the employee) who is a victim of, domestic violence, sexual assault, or stalking. Additional information on contractor requirements and worker protections under the EO is available at <https://www.dol.gov/agencies/whd/government-contracts>.

Unlisted classifications needed for work not included within the scope of the classifications listed may be added after award only as provided in the labor standards contract clauses (29CFR 5.5 (a) (1) (iii)).

-----

The body of each wage determination lists the classification and wage rates that have been found to be prevailing for the cited type(s) of construction in the area covered by the wage determination. The classifications are listed in alphabetical order of ""identifiers"" that indicate whether the particular rate is a union rate (current union negotiated rate for local), a survey rate (weighted average rate) or a union average rate (weighted union average rate).

## Union Rate Identifiers

A four letter classification abbreviation identifier enclosed in dotted lines beginning with characters other than ""SU"" or ""UAVG"" denotes that the union classification and rate were prevailing for that classification in the survey. Example: PLUM0198-005 07/01/2014. PLUM is an abbreviation identifier of the union which prevailed in the survey for this classification, which in this example would be Plumbers. 0198 indicates the local union number or district council number where applicable, i.e., Plumbers Local 0198. The next number, 005 in the example, is an internal number used in processing the wage determination. 07/01/2014 is the effective date of the most current negotiated rate, which in this example is July 1, 2014.

Union prevailing wage rates are updated to reflect all rate changes in the collective bargaining agreement (CBA) governing this classification and rate.

## Survey Rate Identifiers

Classifications listed under the ""SU"" identifier indicate that no one rate prevailed for this classification in the survey and the published rate is derived by computing a weighted average rate based on all the rates reported in the survey for that classification. As this weighted average rate includes all rates reported in the survey, it may include both union and non-union rates. Example: SULA2012-007 5/13/2014. SU indicates the rates are survey rates based on a weighted average calculation of rates and are not majority rates. LA indicates the State of Louisiana. 2012 is the year of survey on which these classifications and rates are based. The next number, 007 in the example, is an internal number used in producing the wage determination. 5/13/2014 indicates the survey completion date for the classifications and rates under that identifier.

Survey wage rates are not updated and remain in effect until a new survey is conducted.

## Union Average Rate Identifiers

Classification(s) listed under the UAVG identifier indicate that no single majority rate prevailed for those classifications; however, 100% of the data reported for the classifications was union data. EXAMPLE: UAVG-OH-0010 08/29/2014. UAVG indicates that the rate is a weighted union average rate. OH indicates the state. The next number, 0010 in the example, is an internal number used in producing the wage

determination. 08/29/2014 indicates the survey completion date for the classifications and rates under that identifier.

A UAVG rate will be updated once a year, usually in January of each year, to reflect a weighted average of the current negotiated/CBA rate of the union locals from which the rate is based.

---

#### WAGE DETERMINATION APPEALS PROCESS

1.) Has there been an initial decision in the matter? This can be:

- \* an existing published wage determination
- \* a survey underlying a wage determination
- \* a Wage and Hour Division letter setting forth a position on a wage determination matter
- \* a conformance (additional classification and rate) ruling

On survey related matters, initial contact, including requests for summaries of surveys, should be with the Wage and Hour National Office because National Office has responsibility for the Davis-Bacon survey program. If the response from this initial contact is not satisfactory, then the process described in 2.) and 3.) should be followed.

With regard to any other matter not yet ripe for the formal process described here, initial contact should be with the Branch of Construction Wage Determinations. Write to:

Branch of Construction Wage Determinations  
Wage and Hour Division  
U.S. Department of Labor  
200 Constitution Avenue, N.W.  
Washington, DC 20210

2.) If the answer to the question in 1.) is yes, then an interested party (those affected by the action) can request review and reconsideration from the Wage and Hour Administrator (See 29 CFR Part 1.8 and 29 CFR Part 7). Write to:

Wage and Hour Administrator  
U.S. Department of Labor  
200 Constitution Avenue, N.W.  
Washington, DC 20210

The request should be accompanied by a full statement of the interested party's position and by any information (wage payment data, project description, area practice material, etc.) that the requestor considers relevant to the issue.

3.) If the decision of the Administrator is not favorable, an interested party may appeal directly to the Administrative Review Board (formerly the Wage Appeals Board). Write to:

Administrative Review Board  
U.S. Department of Labor  
200 Constitution Avenue, N.W.  
Washington, DC 20210

4.) All decisions by the Administrative Review Board are final.

=====

END OF GENERAL DECISION"

"General Decision Number: TX20240067 01/12/2024

Superseded General Decision Number: TX20230067

State: Texas

Construction Type: Residential

County: Harris County in Texas.

Note: Contracts subject to the Davis-Bacon Act are generally required to pay at least the applicable minimum wage rate required under Executive Order 14026 or Executive Order 13658. Please note that these Executive Orders apply to covered contracts entered into by the federal government that are subject to the Davis-Bacon Act itself, but do not apply to contracts subject only to the Davis-Bacon Related Acts, including those set forth at 29 CFR 5.1(a)(1).

If the contract is entered into on or after January 30, 2022, or the contract is renewed or extended (e.g., an option is exercised) on or after January 30, 2022:	<ul style="list-style-type: none"><li>. Executive Order 14026 generally applies to the contract.</li><li>. The contractor must pay all covered workers at least \$17.20 per hour (or the applicable wage rate listed on this wage determination, if it is higher) for all hours spent performing on the contract in 2024.</li></ul>
If the contract was awarded on or between January 1, 2015 and January 29, 2022, and the contract is not renewed or extended on or after January 30, 2022:	<ul style="list-style-type: none"><li>. Executive Order 13658 generally applies to the contract.</li><li>. The contractor must pay all covered workers at least \$12.90 per hour (or the applicable wage rate listed on this wage determination, if it is higher) for all hours spent performing on that contract in 2024.</li></ul>

The applicable Executive Order minimum wage rate will be adjusted annually. If this contract is covered by one of the Executive Orders and a classification considered necessary for performance of work on the contract does not appear on this



wage determination, the contractor must still submit a conformance request.

Additional information on contractor requirements and worker protections under the Executive Orders is available at <http://www.dol.gov/whd/govcontracts>.

Modification Number	Publication Date
0	01/05/2024
1	01/12/2024

ELEV0031-002 01/01/2023

	Rates	Fringes
ELEVATOR MECHANIC.....	\$ 49.15	37.335+a+b

Footnotes:

A. 6% under 5 years based on regular hourly rate for all hours worked. 8% over 5 years based on regular hourly rate for all hours worked.

B. Holidays: New Year's Day, Memorial Day, Independence Day, Labor Day, Veterans' Day, Thanksgiving Day, the Friday after Thanksgiving Day, and Christmas Day.

-----  
 \* SFTX0669-001 01/01/2024

	Rates	Fringes
SPRINKLER FITTER (Fire Sprinklers).....	\$ 34.60	23.88

-----  
 SHEE0054-008 04/01/2020

	Rates	Fringes
Sheetmetal Worker (Excluding HVAC Work).....	\$ 29.70	13.85

-----  
 \* SUTX2005-030 12/15/2005

	Rates	Fringes
Bricklayer.....	\$ 15.00 **	
Plasterer.....	\$ 16.60 **	

Tile setter.....	\$ 14.08 **	
Acoustical Ceiling Installer.....	\$ 12.50 **	
Carpenter (Includes Batt/Blown Insulation, Formwork & Overhead Door Installation.....	\$ 12.06 **	1.41
Carport Structural Supports Installer.....	\$ 11.46 **	2.61
Cement Manson/Concrete Finisher.....	\$ 13.68 **	.75
Drywall Finishers.....	\$ 12.00 **	
Drywall Hanger.....	\$ 12.71 **	
Electrician(Incl. Low Voltage Wiring and Installation of Alarms).....	\$ 17.05 **	6.32
Gutter and Siding Installer.....	\$ 18.59	1.41
HVAC MECHANIC (Pipe & System Installation Only).....	\$ 12.82 **	
Ironworker		
Ornamental.....	\$ 16.29 **	
Reinforcing.....	\$ 11.25 **	2.35
Structural.....	\$ 17.21	
Laborers:		
Common.....	\$ 8.88 **	1.10
Landscape and Irrigation....	\$ 9.02 **	
Mason Tender Brick.....	\$ 9.97 **	.68
Mason Tender Cement.....	\$ 9.46 **	.68
Pipelayer.....	\$ 10.06 **	
Plaster Tender.....	\$ 11.10 **	
Painter:		
Brush, Roller, and Spray....	\$ 11.41 **	
Parking Lot Striping.....	\$ 14.21 **	
Plumbers (Excluding HVAC Pipe)...	\$ 17.96	1.15
Power Equipment Operator		
Backhoe.....	\$ 13.55 **	.69
Bulldozer.....	\$ 12.67 **	.69

Forklift.....	\$ 12.54 **	
Front End Loader.....	\$ 12.00 **	.69
Grader.....	\$ 13.67 **	
Roofers.....	\$ 10.00 **	
Sheet Metal Worker (HVAC Duct Only).....	\$ 12.76 **	1.95
Soft Floor Layers, Carpet and Vinyl.....	\$ 14.50 **	
Truck drivers.....	\$ 13.43 **	

-----

WELDERS - Receive rate prescribed for craft performing operation to which welding is incidental.

=====

\*\* Workers in this classification may be entitled to a higher minimum wage under Executive Order 14026 (\$17.20) or 13658 (\$12.90). Please see the Note at the top of the wage determination for more information. Please also note that the minimum wage requirements of Executive Order 14026 are not currently being enforced as to any contract or subcontract to which the states of Texas, Louisiana, or Mississippi, including their agencies, are a party.

Note: Executive Order (EO) 13706, Establishing Paid Sick Leave for Federal Contractors applies to all contracts subject to the Davis-Bacon Act for which the contract is awarded (and any solicitation was issued) on or after January 1, 2017. If this contract is covered by the EO, the contractor must provide employees with 1 hour of paid sick leave for every 30 hours they work, up to 56 hours of paid sick leave each year. Employees must be permitted to use paid sick leave for their own illness, injury or other health-related needs, including preventive care; to assist a family member (or person who is like family to the employee) who is ill, injured, or has other health-related needs, including preventive care; or for reasons resulting from, or to assist a family member (or person who is like family to the employee) who is a victim of, domestic violence, sexual assault, or stalking. Additional information on contractor requirements and worker protections under the EO is available at <https://www.dol.gov/agencies/whd/government-contracts>.

Unlisted classifications needed for work not included within the scope of the classifications listed may be added after

award only as provided in the labor standards contract clauses (29CFR 5.5 (a) (1) (iii)).

-----

The body of each wage determination lists the classification and wage rates that have been found to be prevailing for the cited type(s) of construction in the area covered by the wage determination. The classifications are listed in alphabetical order of ""identifiers"" that indicate whether the particular rate is a union rate (current union negotiated rate for local), a survey rate (weighted average rate) or a union average rate (weighted union average rate).

#### Union Rate Identifiers

A four letter classification abbreviation identifier enclosed in dotted lines beginning with characters other than ""SU"" or ""UAVG"" denotes that the union classification and rate were prevailing for that classification in the survey. Example: PLUM0198-005 07/01/2014. PLUM is an abbreviation identifier of the union which prevailed in the survey for this classification, which in this example would be Plumbers. 0198 indicates the local union number or district council number where applicable, i.e., Plumbers Local 0198. The next number, 005 in the example, is an internal number used in processing the wage determination. 07/01/2014 is the effective date of the most current negotiated rate, which in this example is July 1, 2014.

Union prevailing wage rates are updated to reflect all rate changes in the collective bargaining agreement (CBA) governing this classification and rate.

#### Survey Rate Identifiers

Classifications listed under the ""SU"" identifier indicate that no one rate prevailed for this classification in the survey and the published rate is derived by computing a weighted average rate based on all the rates reported in the survey for that classification. As this weighted average rate includes all rates reported in the survey, it may include both union and non-union rates. Example: SULA2012-007 5/13/2014. SU indicates the rates are survey rates based on a weighted average calculation of rates and are not majority rates. LA indicates the State of Louisiana. 2012 is the year of survey on which these classifications and rates are based. The next number, 007 in the example, is an internal number used in producing the

wage determination. 5/13/2014 indicates the survey completion date for the classifications and rates under that identifier.

Survey wage rates are not updated and remain in effect until a new survey is conducted.

#### Union Average Rate Identifiers

Classification(s) listed under the UAVG identifier indicate that no single majority rate prevailed for those classifications; however, 100% of the data reported for the classifications was union data. EXAMPLE: UAVG-OH-0010 08/29/2014. UAVG indicates that the rate is a weighted union average rate. OH indicates the state. The next number, 0010 in the example, is an internal number used in producing the wage determination. 08/29/2014 indicates the survey completion date for the classifications and rates under that identifier.

A UAVG rate will be updated once a year, usually in January of each year, to reflect a weighted average of the current negotiated/CBA rate of the union locals from which the rate is based.

---

#### WAGE DETERMINATION APPEALS PROCESS

1.) Has there been an initial decision in the matter? This can be:

- \* an existing published wage determination
- \* a survey underlying a wage determination
- \* a Wage and Hour Division letter setting forth a position on a wage determination matter
- \* a conformance (additional classification and rate) ruling

On survey related matters, initial contact, including requests for summaries of surveys, should be with the Wage and Hour National Office because National Office has responsibility for the Davis-Bacon survey program. If the response from this initial contact is not satisfactory, then the process described in 2.) and 3.) should be followed.

With regard to any other matter not yet ripe for the formal process described here, initial contact should be with the Branch of Construction Wage Determinations. Write to:

Branch of Construction Wage Determinations

Wage and Hour Division  
U.S. Department of Labor  
200 Constitution Avenue, N.W.  
Washington, DC 20210

2.) If the answer to the question in 1.) is yes, then an interested party (those affected by the action) can request review and reconsideration from the Wage and Hour Administrator (See 29 CFR Part 1.8 and 29 CFR Part 7). Write to:

Wage and Hour Administrator  
U.S. Department of Labor  
200 Constitution Avenue, N.W.  
Washington, DC 20210

The request should be accompanied by a full statement of the interested party's position and by any information (wage payment data, project description, area practice material, etc.) that the requestor considers relevant to the issue.

3.) If the decision of the Administrator is not favorable, an interested party may appeal directly to the Administrative Review Board (formerly the Wage Appeals Board). Write to:

Administrative Review Board  
U.S. Department of Labor  
200 Constitution Avenue, N.W.  
Washington, DC 20210

4.) All decisions by the Administrative Review Board are final.

=====

END OF GENERAL DECISION"

"General Decision Number: TX20240253 01/12/2024

Superseded General Decision Number: TX20230253

State: Texas

Construction Type: Building

County: Harris County in Texas.

BUILDING CONSTRUCTION PROJECTS (does not include single family homes or apartments up to and including 4 stories).

Note: Contracts subject to the Davis-Bacon Act are generally required to pay at least the applicable minimum wage rate required under Executive Order 14026 or Executive Order 13658. Please note that these Executive Orders apply to covered contracts entered into by the federal government that are subject to the Davis-Bacon Act itself, but do not apply to contracts subject only to the Davis-Bacon Related Acts, including those set forth at 29 CFR 5.1(a)(1).

If the contract is entered into on or after January 30, 2022, or the contract is renewed or extended (e.g., an option is exercised) on or after January 30, 2022:	<ul style="list-style-type: none"><li>. Executive Order 14026 generally applies to the contract.</li><li>. The contractor must pay all covered workers at least \$17.20 per hour (or the applicable wage rate listed on this wage determination, if it is higher) for all hours spent performing on the contract in 2024.</li></ul>
If the contract was awarded on or between January 1, 2015 and January 29, 2022, and the contract is not renewed or extended on or after January 30, 2022:	<ul style="list-style-type: none"><li>. Executive Order 13658 generally applies to the contract.</li><li>. The contractor must pay all covered workers at least \$12.90 per hour (or the applicable wage rate listed on this wage determination, if it is higher) for all hours spent performing on that contract in 2024.</li></ul>

The applicable Executive Order minimum wage rate will be

adjusted annually. If this contract is covered by one of the Executive Orders and a classification considered necessary for performance of work on the contract does not appear on this wage determination, the contractor must still submit a conformance request.

Additional information on contractor requirements and worker protections under the Executive Orders is available at <http://www.dol.gov/whd/govcontracts>.

Modification Number	Publication Date
0	01/05/2024
1	01/12/2024

ASBE0022-009 07/03/2023

	Rates	Fringes
ASBESTOS WORKER/HEAT & FROST INSULATOR (Duct, Pipe and Mechanical System Insulation)....	\$ 28.35	16.02

BOIL0074-003 07/01/2023

	Rates	Fringes
BOILERMAKER.....	\$ 37.00	24.64

CARP0551-008 04/01/2021

	Rates	Fringes
CARPENTER (Excludes Acoustical Ceiling Installation, Drywall Hanging, Form Work and Metal Stud Installation).....	\$ 25.86	9.08

ELEC0716-005 08/29/2023

	Rates	Fringes
ELECTRICIAN (Excludes Low Voltage Wiring and Installation of Alarms).....	\$ 34.50	10.41

ELEV0031-003 01/01/2023

Rates	Fringes
-------	---------



ELEVATOR MECHANIC.....\$ 49.15            37.335+a+b

FOOTNOTES:

A. 6% under 5 years based on regular hourly rate for all hours worked. 8% over 5 years based on regular hourly rate for all hours worked.

B. Holidays: New Year's Day; Memorial Day; Independence Day; Labor Day; Thanksgiving Day; Friday after Thanksgiving Day; Christmas Day; and Veterans Day.

-----  
ENGI0450-002 04/01/2014

	Rates	Fringes
POWER EQUIPMENT OPERATOR Cranes.....	\$ 34.85	9.85

-----  
IRON0084-001 07/01/2023

	Rates	Fringes
IRONWORKER, STRUCTURAL.....	\$ 27.51	8.13

-----  
IRON0084-012 06/01/2023

	Rates	Fringes
GLAZIER.....	\$ 23.27	7.12
IRONWORKER, ORNAMENTAL.....	\$ 27.51	8.13

-----  
PLAS0783-001 04/01/2023

	Rates	Fringes
PLASTERER.....	\$ 31.34	10.30

-----  
PLUM0068-002 10/01/2023

	Rates	Fringes
PLUMBER.....	\$ 34.86	11.68

-----  
PLUM0211-010 10/01/2023

	Rates	Fringes
PIPEFITTER (Including HVAC		

Pipe Installation).....\$ 38.31 12.61

-----  
\* SFTX0669-002 01/01/2024

	Rates	Fringes
SPRINKLER FITTER (Fire Sprinklers).....\$ 34.60		23.88

-----  
SHEE0054-006 04/01/2020

	Rates	Fringes
SHEET METAL WORKER Excludes HVAC Unit Installation.....\$ 29.70		13.85
HVAC Duct Installation Only.\$ 29.70		13.85

-----  
\* SUTX2014-029 07/21/2014

	Rates	Fringes
ACOUSTICAL CEILING MECHANIC.....\$ 17.27		3.98
BRICKLAYER.....\$ 18.87		0.00
CAULKER.....\$ 15.36 **		0.00
CEMENT MASON/CONCRETE FINISHER...\$ 13.93 **		0.00
DRYWALL FINISHER/TAPER.....\$ 16.27 **		3.66
DRYWALL HANGER AND METAL STUD INSTALLER.....\$ 17.44		3.93
ELECTRICIAN (Alarm Installation Only).....\$ 17.97		3.37
ELECTRICIAN (Low Voltage Wiring Only).....\$ 18.00		1.68
FLOOR LAYER: Carpet.....\$ 20.00		0.00
FORM WORKER.....\$ 12.77 **		0.00
INSULATOR - BATT.....\$ 14.87 **		0.73
IRONWORKER, REINFORCING.....\$ 12.14 **		0.00
LABORER: Common or General.....\$ 11.76 **		0.00

LABORER: Mason Tender - Brick...	\$ 13.47 **	0.00
LABORER: Mason Tender - Cement/Concrete.....	\$ 10.48 **	0.00
LABORER: Pipelayer.....	\$ 12.94 **	0.00
LABORER: Roof Tearoff.....	\$ 11.28 **	0.00
LABORER: Landscape and Irrigation.....	\$ 9.52 **	0.00
LATHER.....	\$ 19.73	0.00
OPERATOR: Backhoe/Excavator/Trackhoe.....	\$ 13.94 **	0.00
OPERATOR: Bobcat/Skid Steer/Skid Loader.....	\$ 13.93 **	0.00
OPERATOR: Bulldozer.....	\$ 22.75	0.00
OPERATOR: Drill.....	\$ 16.22 **	0.34
OPERATOR: Forklift.....	\$ 16.00 **	0.00
OPERATOR: Grader/Blade.....	\$ 13.37 **	0.00
OPERATOR: Loader.....	\$ 13.55 **	0.94
OPERATOR: Mechanic.....	\$ 17.52	3.33
OPERATOR: Paver (Asphalt, Aggregate, and Concrete).....	\$ 16.03 **	0.00
OPERATOR: Roller.....	\$ 16.00 **	0.00
PAINTER (Brush, Roller and Spray), Excludes Drywall Finishing/Taping.....	\$ 17.24	4.41
ROOFER.....	\$ 15.40 **	0.00
SHEET METAL WORKER (HVAC Unit Installation Only).....	\$ 20.05	2.24
TILE FINISHER.....	\$ 12.00 **	0.00
TILE SETTER.....	\$ 16.17 **	0.00

TRUCK DRIVER: 1/Single Axle Truck.....	\$ 14.18 **	0.00
TRUCK DRIVER: Dump Truck.....	\$ 12.39 **	1.18
TRUCK DRIVER: Flatbed Truck.....	\$ 19.65	8.57
TRUCK DRIVER: Semi-Trailer Truck.....	\$ 12.50 **	0.00
TRUCK DRIVER: Water Truck.....	\$ 12.00 **	4.11
WATERPROOFER.....	\$ 14.39 **	0.00

-----

WELDERS - Receive rate prescribed for craft performing operation to which welding is incidental.

=====

\*\* Workers in this classification may be entitled to a higher minimum wage under Executive Order 14026 (\$17.20) or 13658 (\$12.90). Please see the Note at the top of the wage determination for more information. Please also note that the minimum wage requirements of Executive Order 14026 are not currently being enforced as to any contract or subcontract to which the states of Texas, Louisiana, or Mississippi, including their agencies, are a party.

Note: Executive Order (EO) 13706, Establishing Paid Sick Leave for Federal Contractors applies to all contracts subject to the Davis-Bacon Act for which the contract is awarded (and any solicitation was issued) on or after January 1, 2017. If this contract is covered by the EO, the contractor must provide employees with 1 hour of paid sick leave for every 30 hours they work, up to 56 hours of paid sick leave each year. Employees must be permitted to use paid sick leave for their own illness, injury or other health-related needs, including preventive care; to assist a family member (or person who is like family to the employee) who is ill, injured, or has other health-related needs, including preventive care; or for reasons resulting from, or to assist a family member (or person who is like family to the employee) who is a victim of, domestic violence, sexual assault, or stalking. Additional information on contractor requirements and worker protections under the EO is available at <https://www.dol.gov/agencies/whd/government-contracts>.

Unlisted classifications needed for work not included within

the scope of the classifications listed may be added after award only as provided in the labor standards contract clauses (29CFR 5.5 (a) (1) (iii)).

-----

The body of each wage determination lists the classification and wage rates that have been found to be prevailing for the cited type(s) of construction in the area covered by the wage determination. The classifications are listed in alphabetical order of ""identifiers"" that indicate whether the particular rate is a union rate (current union negotiated rate for local), a survey rate (weighted average rate) or a union average rate (weighted union average rate).

#### Union Rate Identifiers

A four letter classification abbreviation identifier enclosed in dotted lines beginning with characters other than ""SU"" or ""UAVG"" denotes that the union classification and rate were prevailing for that classification in the survey. Example: PLUM0198-005 07/01/2014. PLUM is an abbreviation identifier of the union which prevailed in the survey for this classification, which in this example would be Plumbers. 0198 indicates the local union number or district council number where applicable, i.e., Plumbers Local 0198. The next number, 005 in the example, is an internal number used in processing the wage determination. 07/01/2014 is the effective date of the most current negotiated rate, which in this example is July 1, 2014.

Union prevailing wage rates are updated to reflect all rate changes in the collective bargaining agreement (CBA) governing this classification and rate.

#### Survey Rate Identifiers

Classifications listed under the ""SU"" identifier indicate that no one rate prevailed for this classification in the survey and the published rate is derived by computing a weighted average rate based on all the rates reported in the survey for that classification. As this weighted average rate includes all rates reported in the survey, it may include both union and non-union rates. Example: SULA2012-007 5/13/2014. SU indicates the rates are survey rates based on a weighted average calculation of rates and are not majority rates. LA indicates the State of Louisiana. 2012 is the year of survey on which these classifications and rates are based. The next number, 007

in the example, is an internal number used in producing the wage determination. 5/13/2014 indicates the survey completion date for the classifications and rates under that identifier.

Survey wage rates are not updated and remain in effect until a new survey is conducted.

#### Union Average Rate Identifiers

Classification(s) listed under the UAVG identifier indicate that no single majority rate prevailed for those classifications; however, 100% of the data reported for the classifications was union data. EXAMPLE: UAVG-OH-0010 08/29/2014. UAVG indicates that the rate is a weighted union average rate. OH indicates the state. The next number, 0010 in the example, is an internal number used in producing the wage determination. 08/29/2014 indicates the survey completion date for the classifications and rates under that identifier.

A UAVG rate will be updated once a year, usually in January of each year, to reflect a weighted average of the current negotiated/CBA rate of the union locals from which the rate is based.

---

#### WAGE DETERMINATION APPEALS PROCESS

1.) Has there been an initial decision in the matter? This can be:

- \* an existing published wage determination
- \* a survey underlying a wage determination
- \* a Wage and Hour Division letter setting forth a position on a wage determination matter
- \* a conformance (additional classification and rate) ruling

On survey related matters, initial contact, including requests for summaries of surveys, should be with the Wage and Hour National Office because National Office has responsibility for the Davis-Bacon survey program. If the response from this initial contact is not satisfactory, then the process described in 2.) and 3.) should be followed.

With regard to any other matter not yet ripe for the formal process described here, initial contact should be with the Branch of Construction Wage Determinations. Write to:

Branch of Construction Wage Determinations  
Wage and Hour Division  
U.S. Department of Labor  
200 Constitution Avenue, N.W.  
Washington, DC 20210

2.) If the answer to the question in 1.) is yes, then an interested party (those affected by the action) can request review and reconsideration from the Wage and Hour Administrator (See 29 CFR Part 1.8 and 29 CFR Part 7). Write to:

Wage and Hour Administrator  
U.S. Department of Labor  
200 Constitution Avenue, N.W.  
Washington, DC 20210

The request should be accompanied by a full statement of the interested party's position and by any information (wage payment data, project description, area practice material, etc.) that the requestor considers relevant to the issue.

3.) If the decision of the Administrator is not favorable, an interested party may appeal directly to the Administrative Review Board (formerly the Wage Appeals Board). Write to:

Administrative Review Board  
U.S. Department of Labor  
200 Constitution Avenue, N.W.  
Washington, DC 20210

4.) All decisions by the Administrative Review Board are final.

=====

END OF GENERAL DECISION"

---

## HARRIS COUNTY UTILITY DISTRICT 16

### Communications Meeting Report

March 8<sup>th</sup>, 2024

---

The following report details updates for any communications projects and tasks for Harris County Utility District No. 16 that have occurred since the last board meeting.

#### News Posts

The following news posts were created for site posting:

- ["March 8th Public Meeting"](#) Notice

#### Website Analytics

Period Recorded: February – March

- 75 new users to the site (down from 126 last cycle)
- 78 total users this cycle (down from 131 last cycle)
- 76 Pageviews & 438 Events

#### Resident Inquiries

Residents can submit inquiries through the [Contact Us](#) page. Submissions are received by our team and answered directly or forwarded to the appropriate consultant for answering.

- 1 new resident inquiry: an architect firm wanting to submit a proposal. Partnered with the engineer and legal.

#### Suggested Items

- "Flushable Wipes Are Not Flushable" article

#### Action Items

- No action items

#### inTEN Text Alert System

- Accounts Registered: 2845
- Residents can opt-out of the system at any time. Residents can sign up at <https://hcu16.com/alerts/>
- Directors and legal and are updated on inTEN text alert list

Have any questions or need anything? Please contact your District Representative, Brandon West, via email at [b.west@touchstonedistrictservices.com](mailto:b.west@touchstonedistrictservices.com) or by phone at 832-558-5714 x216.